

## Lichens and lichenicolous fungi of the Bavarian Forest

Lišejníky a lichenikolní houby německé části Šumavy a Českého lesa

Birgit Kan z<sup>1</sup>, Oliver D ü r h a m m e r<sup>2</sup> & Christian P r i n t z e n<sup>3</sup>

<sup>1</sup>Forschungsinstitut Senckenberg, Senckenberganlage 25, D-60325 Frankfurt am Main, Germany, email: birgit.kanz@senckenberg.de; <sup>2</sup>Universität Regensburg, Institut für Botanik, Universitätsstr. 31, D-93040 Regensburg, Germany, email: oliver.duerhammer@biologie.uni-regensburg.de; <sup>3</sup>Forschungsinstitut Senckenberg, Senckenberganlage 25, D-60325 Frankfurt/Main, Germany, email: christian.printzen@senckenberg.de

Kanz B., Dürhammer O. & Printzen C. (2005): Lichens and lichenicolous fungi of the Bavarian Forest. – Preslia, Praha, 77: 355–403.

A checklist of lichens and lichenicolous fungi reported from the German part of the Bohemian Forest Range (the Bavarian Forest) is presented together with the literature sources. The area covered by the checklist is region 37 circumscribed by Grummann (1963). The list comprises 867 species currently accepted as occurring within the area. A further 44 species have been reported from the area, but their occurrence is regarded as doubtful. Seventy-seven mostly infraspecific taxa from 19th century literature sources could not be assigned to any currently accepted name and are listed separately. An overlooked, historical record of *Pyxine soredata* (Ach.) Mont. is reported as the first and only German record of this species. A linear increase in the number of reported species, with no sign of saturation in recent years, indicates that the lichen flora of the region is still incompletely known. The biogeographic composition of the lichen flora broadly reflects the climatic conditions within the study area. A significantly higher proportion of northern elements among terricolous lichens could indicate a high proportion of glacial relict species within this group. Because of the incomplete floristic inventory and limited distributional data for lichens in general, these conclusions should be viewed with caution.

**Key words:** Bavarian Forest, Bayerischer Wald, Bohemian Forest, Böhmerwald, checklist, lichenicolous fungi, lichens

### Introduction

Checklists are a convenient tool for summarizing geographical knowledge on organismal diversity. From a conservation point of view they are a prerequisite for the production of red lists or distribution atlases. Grummann (1963) was the first to publish a checklist of German lichens. His species list was updated by the subsequent lists of Wirth (1994) and Scholz (2000). Grummann and Scholz both include information on the geographical distribution of species. Grummann (1963) assigns them to 39 geomorphological units, while Scholz (2000) notes their occurrence in the 13 German provinces (Bundesländer, excluding Berlin, Hamburg and Bremen). Such geographical information is necessarily imprecise and of little use for local workers. More detailed local and regional checklists and red lists have been compiled for a number of regions within Germany (e.g. John 1990, Hauck 1996, Litterski et al. 1996, Ernst 1997, Jacobsen 1997, Heibel et al. 1999).

The region covered by this list corresponds to Grummann's (1963) "Landschaft 37: Böhmerwald, Bayerischer und Oberpfälzer Wald" (corresponding to the Czech names "Šumava" and "Český les"). The delimitation of this area is very difficult to assess from

the crude map given by Grumann. Grumann's region most probably includes the natural regions "Bayerischer Wald", "Oberpfälzer Wald", "Oberpfälzer Hügelland", "Falkensteiner Vorwald" and the part of "Dungau" that lies north of the river Donau. This part of the area is geologically relatively uniform with a bedrock consisting almost entirely of acidic rocks such as granite and gneiss. Calcareous rocks are only found near the western border of "Landschaft 37" within the regions "Oberpfälzer Bruchschollenland" (between the two rivers Naab and Regen) and areas north of the Donau near Regensburg. The two mountains "Buchberg" and "Helmberg" north of the Donau near Münster also consist of calcareous rocks (see Dürhammer 2003: 22). The calciphilous lichens in this list originate either from localities within these regions or from anthropogenic calcareous substrates (e.g. concrete walls).

After a first compilation of species that could safely be assigned to the area, our list lacked several species that were mentioned by Grumann. We subsequently re-checked all literature references, this time also including localities at the periphery of the area. These references are marked by footnotes with the localities as they appear in the literature. However, attentive readers will still find a number of species, for which Grumann (1963) is the first or the only literature reference. This probably indicates that the delimitation of our area is not completely in accordance with Grumann's. It is often difficult to assign reported localities near the Czech-German border to one of the countries. Many if not most places have Czech as well as German names. Sometimes places on both sides of the border have similar names (e.g. "Eisenstein"). On first view, many publications by Czech authors (e.g. Servít 1911, Hilitzer loc. div., Nádvořník 1947) seem to refer exclusively to the Czech side of the mountain range. On closer examination German localities (e.g. Dreisesselberg = Trístoličník, Arber = Javor, Lusen = Luzný, Osser = Ostrý) are often mentioned in these publications, another possible reason why our list is not completely in accordance with Grumann (1963).

### **Total number of species**

Until the middle of the 20th century the Bavarian Forest was lichenologically poorly explored. Poelt (1966) remarked that the number of species reported from the area was small, compared to other German regions. This was especially remarkable as the Bavarian Forest comprises the largest continuous forest area in Central Europe with some of the best preserved old-growth forests in Germany. During the last decade, the floristic investigation of the Bavarian Forest has made progress (Macher 1992, Bresinsky et al. 1995, Printzen et al. 2002, Berger 2003, Dürhammer 2003) and the number of species from the area has increased considerably. Comparisons of regional floras (e.g. comparisons of diversity, biogeographical comparisons, identification of habitats worth protecting) are only meaningful when they are based on reasonably complete species inventories. Due to taxonomic changes, intensified field work or changing environmental conditions no species inventory can be up to date for more than a few years (Santesson 1993). Nevertheless, regional vascular plant floras of Europe are usually sufficiently well-known to permit even small scale comparisons. This situation is different with lichens. Due to insufficient taxonomic revisions of many groups, nomenclatural and taxonomic changes abound. Furthermore, most lichen species are easily overlooked and the number of specialists is very lim-

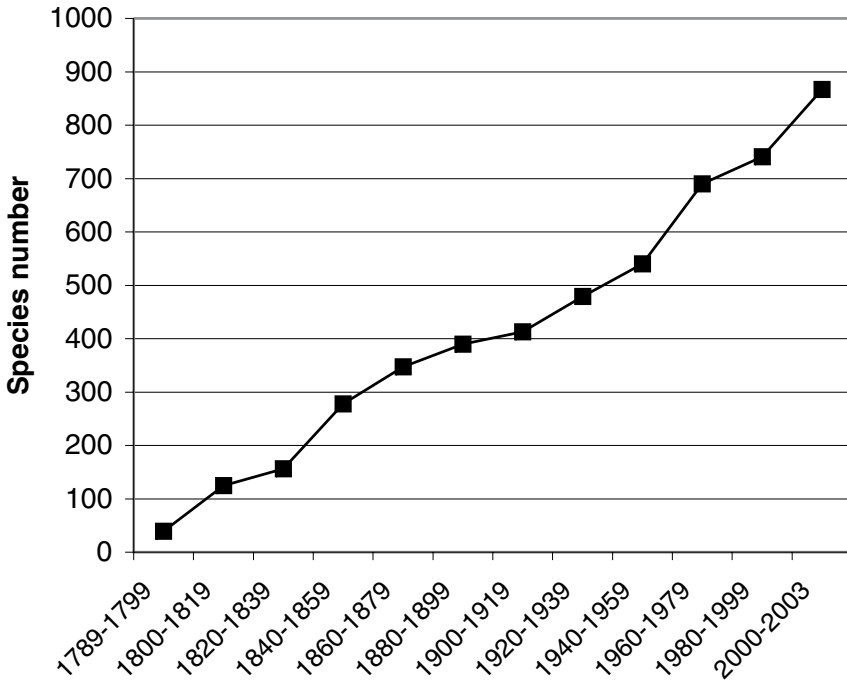


Fig. 1. – Increase in total number of species reported from the Bavarian Forest between 1789 and 2003. The curve does not show any sign of saturation.

ited, so that our knowledge about the distribution of many species is only rudimentary. The development of species numbers for Norway and Sweden since 1984 are instructive. Lichenologically, Scandinavia is among the best explored regions of the world. Nevertheless, Santesson (1993) estimated that on average 29 lichen species per year were added to the Swedish and Norwegian checklist during 1984–1993. This trend does not seem to have levelled off, although exact figures for recent years are missing. For Italy, a similar increase of 20 species per year during the period 1993–2003 is reported by Nimis & Martellos (2003). Before making inferences about the floristic composition, it is therefore useful to check whether the lichen flora of the Bavarian Forest is reasonably well known and whether the current list forms a database for meaningful regional comparisons. Fig. 1 shows the accumulated number of species plotted at 20-year intervals of time since 1789 (the time of the first report of lichens from the region). On average approximately four species were added to the list every year, with the most notable increase of 7.5 species per year between 1960 and 1979. Overall, the line does not show any sign of saturation. In fact, the most recent period 2000–2003 shows an exceedingly high increase due to three large publications (Berger 2003, Dürhammer 2003, Printzen et al. 2002). This indicates that the lichen flora of the Bavarian Forest is still incomplete and that a considerable number of taxa still await detection. This conclusion is also supported by Palice (1999) who reports no less than 46 lichen species from the Czech side of the border that are not included in our list. According to Fig. 2 the accumulated number of macrolichens (fruticose and foliose species) is gradually levelling off, but this trend is offset by the increase in crustose lichens

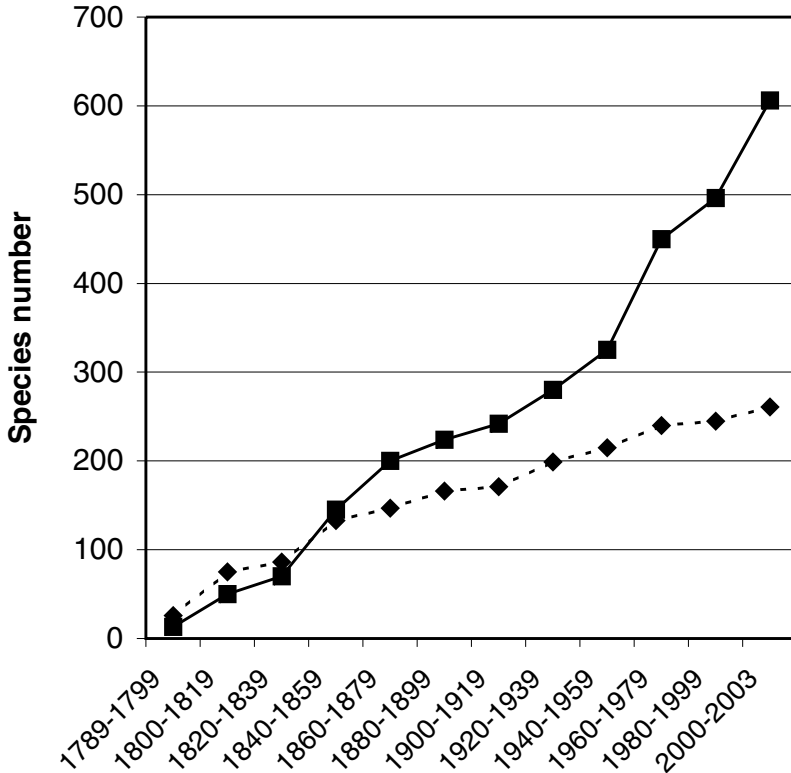


Fig. 2. – Increase in number of crustose (quadrangles, solid line) and fruticose and foliose lichen species (diamonds, broken line) reported from the Bavarian Forest between 1789 and 2003. The lower rate of increase for macrolichens since 1860 is compensated for by an increase in the rate of crustose species reported from the area.

reported since 1960. Finally, Fig. 3 shows that the increase is more irregular when species are divided according to substratum, and that saxicolous and corticolous/lignicolous species display a higher rate of increase recently than terricolous and muscicolous species. This is mainly due to the fact that many of the conspicuous, terricolous species of *Cladonia* and *Peltigera* were among the first lichens reported from the area and fewer species were subsequently added. To summarize, conclusions drawn from floristic comparison and geography of the lichen flora of the Bavarian Forest (and most other regions) have to be interpreted with great caution.

### Phytogeographical relationships

In comparison to vascular plants most lichen species are widely distributed. Moreover, as already stated, the distributional areas of many lichen species are often poorly known. These two factors have important implications for phytogeographical analyses, including those of lichens. Firstly, the rather fragmentary distributional data, particularly for inconspicuous crustose lichens, allow little more than educated guesses about phytogeographical relation-

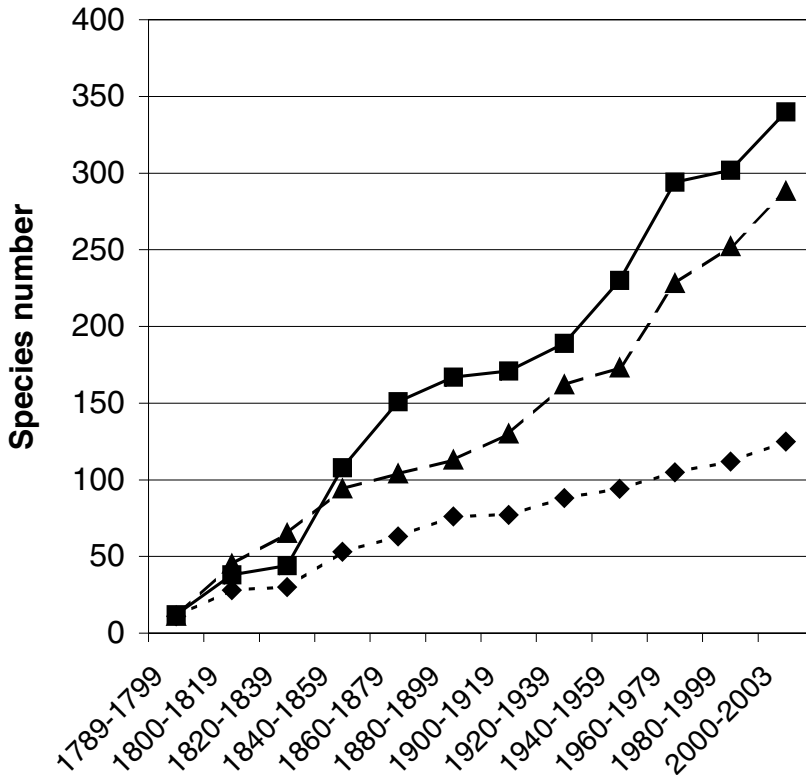


Fig. 3. – Increase in number of saxicolous (quadrangles, solid line), corticolous (triangles, broken line) and terricolous or muscicolous lichen species (diamonds, dotted line) reported from the Bavarian Forest between 1789 and 2003. All curves show a more or less steady increase in species reported from the area.

ships. Secondly, direct floristic comparisons with other Central European mountain ranges of similar size (e.g. Schwarzwald/ Black Forest, Vosges Mts, Harz Mts) are impossible because recent checklists for these areas are lacking. Predictive distributional maps extrapolated from ecological and distributional data, such as those for the lichens of Italy (Nimis & Martellos 2001), may provide a way around the first problem but are unavailable for other regions of Europe. In spite of these problems, we tried to broadly assess the geographical relationships of the lichens in the Bavarian Forest by roughly approximating the geographical range of all reported species on a north-south and an east-west gradient. For this purpose we noted the occurrence of species in checklists for Fennoscandia (Santesson et al. 2004), Italy (Nimis & Martellos 2003), Spain (Feuerer 2005) (N-S gradient), Great Britain (BLS 2005), Fennoscandia (Santesson et al. 2004) and Romania (Feuerer 2005) (E-W gradient). Species occurring either north or south of the Bavarian Forest were assigned to a northern or southern group, respectively. A central European distribution was assumed for species absent from the Scandinavian, Italian and Spanish checklists. This concerned only 8 species (*Acarospora paupera*, *Bryoria kuemmerleana*, *Lecanora mughicola*, *Lecidea viriduloatra*, *Pyrenopsis picina*, *Rinodina purpurifera*, *Usnea intermedia*, and *Verrucaria aethioboloides*), most of which are rarely collected or poorly studied and

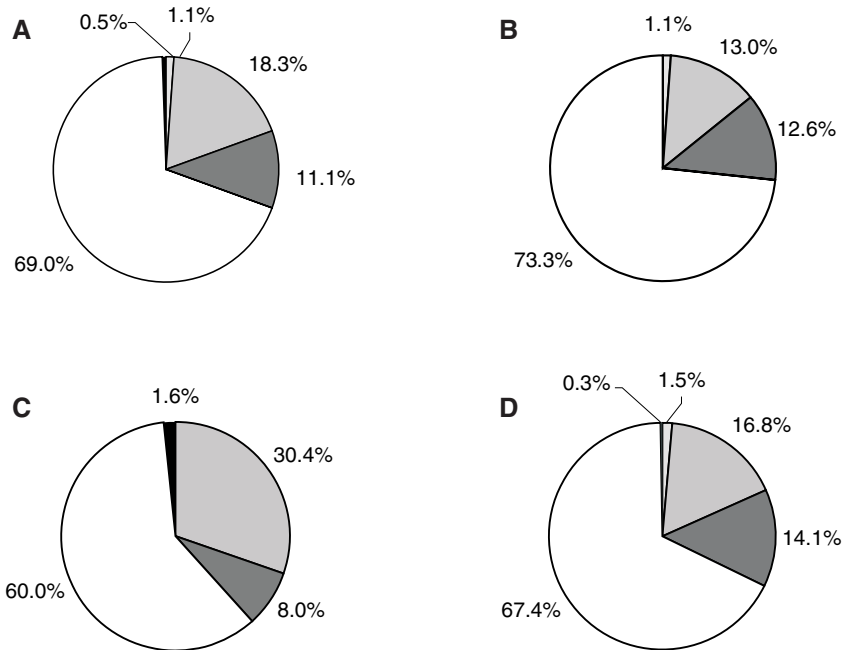


Fig. 4. – Frequency of lichens reported from the Bavarian Forest with either a predominantly central (light grey), northern (grey) and southern (dark grey) distribution, indifferent species (white) and species with an unknown distribution (black). A. all species; B. corticolous and lignicolous species only; C. terricolous and muscicolous species only; D. saxicolous species only.

might be undercollected or synonyms of more broadly distributed taxa. All species occurring both north and south or both east and west of our region were designated as indifferent. *Celothelium lutescens*, *Chaenothecopsis golubkova*, *Cladonia gracilis* subsp. *elongata*, *C. gracilis* subsp. *turbinata*, *Reichlingia leopoldii*, *Stigmidium lichenum* and *Thelidium alpinum*, which were not found in the other checklists, or the synonymy of which was unclear, were omitted from the phytogeographical analysis. Along the east-west gradient, i.e. species occurring only west or east of our area, were assigned to a western and eastern group. No group with a Central European distribution was apparent in this case. Again species occurring both west and east of our area were designated as indifferent and the four above mentioned species excluded from the analysis. This approach is not only rather imprecise, but because the nomenclature of lichens is very unstable species might have been missed in one or the other checklist due to the different use of synonyms. Another uncertainty of this approach is the fact that it mostly disregards distributional tendencies of the species within single countries. The mountain ranges of Italy and Spain harbour many species with a predominantly northern (arctic-alpine) distribution. In our approach, these species were regularly treated as indifferent, as they usually also appear in the list for Fennoscandia. Likewise, along the east-west gradient, phytogeographic comparisons are difficult. Truly oceanic species are absent from the area and suboceanic species may often occur far to the east of the Bavarian Forest. The occurrence in country

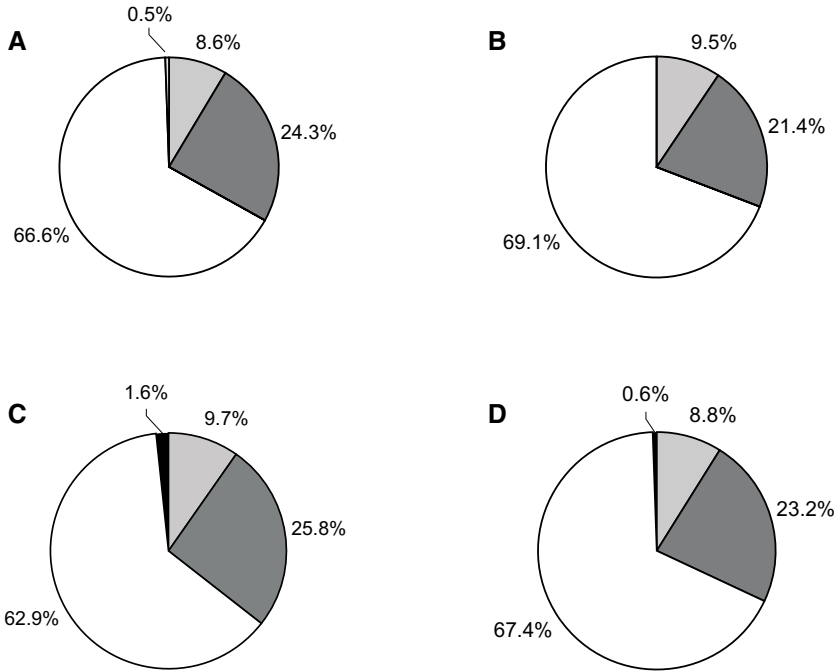


Fig. 5. – Frequency of lichens reported from the Bavarian Forest with either a predominantly eastern (light grey) and western (dark grey) distribution, indifferent species (white) and species with an unknown distribution (black). A. all species; B. corticolous and lignicolous species only; C. terricolous and muscicolous species only; D. saxicolous species only.

checklists is only a very rough approximation and is not direct evidence of the oceanicity of a species. In order to slightly refine our approach, species only known from either Finland or Norway (Santesson et al. 2004) were assigned to the eastern or western group, respectively, provided the British or Romanian checklists did not provide contradictory evidence.

Fig. 4 summarizes the distributions of lichens along the north-south gradient. More than two thirds of all species (598) are widely distributed in Europe. Species with a predominantly northern distribution comprise the second largest group (158). Southern species (96) and species restricted to central Europe (8) are of minor importance. The floristic composition thus reflects the climatic conditions in most of the study area. The Bavarian Forest is among the coldest regions of Germany with annual mean temperatures between 2.0–6.5° C. The Bavarian Forest is also home to several glacial relict vascular plant species with an arctic-alpine distribution (e.g. *Betula nana*, *Carex chodorhiza*, *Cryptogramma crispera*, *Juncus trifidus*, *Ledum palustre*, *Pseudorchis albida*, *Pulsatilla vernalis*, *Swertia perennis*). A northern distribution is especially frequent among terricolous and muscicolous lichens (38 out of 126), and of average frequency among corticolous (39 out of 292) and saxicolous (57 out of 345) species. Hundred and four taxa occurring on more than one substrate were excluded from this part of the analysis. The distributional difference between lichens of different substrata is highly significant (contingency table  $\chi^2$  test:  $p = 0.01$ ), but we can only speculate about the reasons. It seems reasonable to assume that a higher number of glacial

relic species is found among terricolous species (which often occur in open habitats) than among corticolous species, which probably invaded the area from southern refugia.

About 25% of the lichens found in the area show a predominantly western distribution (212), less than 10% can be attributed to the eastern floristic element (74), and the rest do not show either oceanic or continental distribution (571, Fig. 5). This picture again reflects the climatic conditions. The mountain range of the Bavarian Forest is situated at the border between the oceanic and continental influence with cool, humid summers and long, snow-rich winters. In most of the area annual precipitation values range between 1200–2000 mm and air humidity is also high, with more than 200 foggy days per year in some places. Following the historical argumentation outlined above, one could hypothesize that eastern elements are more frequently found among corticolous lichens than among saxicolous and terricolous species, because the two dominant tree species, *Picea abies* and *Fagus sylvatica*, invaded the area from the east and southeast. But such a trend is not visible in our data. Corticolous, saxicolous and terricolous species show more or less equal frequencies in eastern and western elements, and a contingency table  $\chi^2$  test is insignificant ( $p = 0.89$ ). Given the inherent uncertainties of this approach, it is tentatively concluded that the biogeographic trends in these data reflect the climatic situation of the Bavarian Forest Range rather than historical relationships to other European regions. Only the predominance of northern elements among the terricolous lichen flora would indicate that historical factors also influenced the composition of the lichen flora.

### Species list

The following is an updated checklist of lichens and lichenicolous fungi known to occur in the Bavarian Forest and adjacent regions. We consider only published records and, apart from previous reports by the authors, have not checked whether these records are correct. An exception is the record of *Pyxine sorediata* (Ach.) Mont. (reported by Nádvořník 1947), which is so far missing from the German checklist. This record was verified by the late J. Poelt (Z. Palice, pers. comm.). With the help of the cited literature it should be possible to trace and check material of dubious records. This list more or less follows Vězda & Liška (1999) in format with synonyms listed under each species and literature references (numbers) after the respective synonym. Nomenclature is in accordance with Santesson et al. (2004) and Scholz (2000) with few exceptions. Grumann (1963) and Krempelhuber (1854, 1861), two of the main sources of information on lichens from the area, make excessive use of subspecific taxa. Other authors (Duval 1808, Britzelmayr 1906a) do so occasionally. In the case of Krempelhuber especially, it is next to impossible to decide whether he used the names in a taxonomic sense. Trying to synonymize his varieties and forms with currently used species names proved very difficult. Zahlbruckner's (1922–1940) and Lamb's (1963) catalogues could not resolve all the names. In some cases Schaerer (1850), to whom Krempelhuber frequently refers, proved helpful. We provide a separate list for those names that we could not assign either using the available literature or the help of specialists.

(Abbreviations in the list are as follows: \* = lichenicolous fungus; ° = not lichenized; (°) = facultatively lichenized, partly associated with algae or cyanobacteria; + = not mentioned for Bavaria in Scholz (2000); ++ = additions to Scholz (2000); <sup>Bf</sup> = Burglengelfeld,



perhaps erroneously reported by Grummann (1963); <sup>Bw</sup> = Böhmerwald, unknown whether on German or Czech side; <sup>By</sup> = (near) Bayreuth, perhaps erroneously reported by Grummann (1963); <sup>R</sup> = (near) Regensburg; <sup>Sp</sup> = Spielberg near Nabeck W of Schwandorf)

\**Abrothallus bertianus* De Not.; *Abrothallus caeruleus* Kotte – [208]: 213

\**Abrothallus parmiliarum* (Sommerf.) Arnold – [165]: 90

*Absconditella lignicola* Vězda et Pišút – [30]: 576; [149]: 292; [171]: 28, 44

*Absconditella sphagnorum* Vězda et Poelt – [41]: 72

*Acarospora cervina* A. Massal. – [60]: 166; *Acarospora cervina* var. *castanea* f. *discreta* Kremp. – [105]: 172; see [41]: 395

*Acarospora fuscata* (Schrad.) Th. Fr. – [28]: 466; [30]: 576; [41]: 72, 73, 96, 121, 201, 204, 206, 208, 247, 282, 307, 323, 388; [60]: 166; [77]: 232; [97]: 253, 256, 258, 260; [218]: Tab. XVII, XX; *Acarospora rufescens* (Ach.) Kremp. – [200]: 69; *Lecanora badia* var. *major* Schaer. – [104]: 202, 210

*Acarospora heppii* (Hepp) Nägeli – [41]: 73

*Acarospora impressula* Th. Fr.; *Acarospora atrata* Hue – [60]: 166; [157]: 168; [218]: Tab. 19

*Acarospora macrospora* (Hepp) Bagl. – [41]: 73, 74; [60]: 167; [197]: 16; *Acarospora murorum* A. Massal. – [60]: 167; [130]: 331; [132]: 261; *Acarospora squamulosa* f. *murorum* (A. Massal.) Arnold – [17]: 315

*Acarospora nitrophila* var. *praeruptorum* (H. Magn.) Clauz. et Cl. Roux – [41]: 74; *Acarospora praeruptorum* H. Magn. – [60]: 168; [97]: 260

*Acarospora paupera* H. Magn. – [41]: 74

*Acarospora peliscypha* Th. Fr. – [60]: 168; [97]: 260

*Acarospora sinopica* (Wahlenb.) Körb. – [60]: 168; [77]: 233; [105]: Tab. I, 174; [113]: 175<sup>Bw</sup>; [216]: 338, 339; [218]: 20, 21, Tab. XVI, Tab. 19; [223]: 113; *Endocarpon sinopicum* Wahlenb. – [104]: 221

*Acarospora smaragdula* (Wahlenb.) A. Massal. – [60]: 168; [223]: 113; *Endocarpon smaragdulum* Wahlenb. – [104]: 196; *Parmelia cervina* var. *smaragdula* (Wahlenb.) Kremp. – [104]: 218; *Acarospora smaragdula* var. *lesdainii* (A. L. Sm.) H. Magn. – [60]: 168; [132]: 159; *Acarospora smaragdula* var. *lesdainii* f. *fulvoviridula* H. Magn. – [130]: 145; *Acarospora lesdainii* Harm. – [76]: 112

*Acarospora veronensis* A. Massal. – [60]: 168; [97]: 252, 260; [130]: 195

*Acrocordia conoidea* (Fr.) Körb. – [22]: 156<sup>R</sup>; [41]: 75<sup>R</sup>

*Acrocordia gemmata* (Ach.) A. Massal. – [175]: 105

*Adelolecia pilati* (Hepp) Hertel et Hafellner – [71]: 226; [223]: 117; *Lecidea pilati* (Hepp) Körb. – [165]: 86; [216]: 338; [220]: 119; [218]: Tab. XX, Tab. 3

++*Agonimia opuntiella* (Buschardt et Poelt) Vězda – [41]: 75

*Agonimia tristicula* (Nyl.) Zahbr. – [41]: 76

*Alectoria ochroleuca* (Hoffm.) A. Massal. – [3]: 179<sup>Bw</sup>; [54]: 31; [60]: 191; [93]: 162<sup>Bw</sup>; [105]: Tab. I, 118; [113]: 229<sup>Bw</sup>; [216]: 338; [218]: Tab. 3; [223]: 119; *Cornicularia ochroleuca* var. *rigida* (Fr.) Schaer. – [104]: 215; *Evernia ochroleuca* (Hoffm.) Fr. – [104]: 197; *Evernia ochroleuca* var. *rigida* Fr. – [104]: 217

*Alectoria sarmentosa* (Ach.) Ach. – [3]: 180<sup>Bw</sup>; [60]: 191; [74]: 139, 140, 141; [77]: 238; [93]: 168<sup>Bw</sup>; [104]: 213; [113]: 229<sup>Bw</sup>; [127]: 38, 41, 42; 47, 48; [128]: 336, 340; [200]: 80; *Evernia ochroleuca* var. *sarmentosa* (Ach.) Fr. – [104]: 217

*Amandinea punctata* (Hoffm.) Coppins et Scheid. – [28]: 466; [30]: 576; [41]: 23, 77, 118, 121, 268; [171]: 44; *Buellia myriocarpa* De Not. – [97]: 270; *Buellia myriocarpa* var. *aequata* (Ach.) Sandst. – [97]: 263; *Buellia punctata* (Hoffm.) A. Massal. – [55]: 35<sup>R</sup>; [127]: 45, 71, 76; [128]: 336; [175]: 145; *Buellia punctata* f. *stigmatea* (Schaer.) Erichsen – [60]: 202; *Lecidea parasema* var. *punctiformis* Wahlenb. – [104]: 209

*Amygdalaria panaeola* (Ach.) Hertel et Brodo – [223]: 122; *Lecidea panaeola* (Ach.) Ach. – [60]: 143; [102]: 248; [104]: 210; [105]: 191; [113]: 150<sup>Bw</sup>; [122]: 68<sup>Bw</sup>; [216]: 340; [218]: Tab. 3

*Anaptychia ciliaris* (L.) Körb. – [24]: 32; [41]: 77, 79; [60]: 206; [74]: 147; [175]: 68; *Hagenia ciliaris* (L.) Mann – [104]: 195; *Parmelia ciliaris* (L.) Ach. – [104]: 217; *Physcia ciliaris* (L.) DC. – [104]: 213; *Physcia obscura* var. *ciliaris* (L.) Hampe – [53]: 249<sup>R</sup>

+*Anema tumidulum* Henssen ined. – [41]: 79

*Anisomeridium polypori* (Ellis et Everh.) M. E. Barr; *Anisomeridium nyssaegenum* (Ellis et Everh.) R. C. Harris – [30]: 576

*Anzina carneonivea* (Anzi) Scheid. – [149]: 295

*Arctoparmelia centrifuga* (L.) Hale; *Parmelia centrifuga* (L.) Ach. – [166]: 136; [218]: 67, 71, Tab. 3

- Arctoparmelia incurva* (Pers.) Hale; *Parmelia incurva* (Pers.) Fr. – [3]: 145<sup>Bw</sup>; [60]: 187; [73]: 12; [78]: 183; [104]: 202, 217; [105]: Tab. I, 135; [166]: 137; [205]: 2,4; [216]: 342; [218]: 67, Tab. XVII, XX, XXI, Tab. 3; [223]: 647
- Arthonia arthonioides* (Ach.) A. L. Sm. – [24]: 38<sup>Sp</sup>; [41]: 80<sup>Sp</sup>; [60]: 124; [173]: 38<sup>Sp</sup>
- Arthonia cinereopruinosa* Schaer. – [60]: 124; [80]: 141; [105]: Tab. I, 263; [113]: 113<sup>Bw</sup>
- Arthonia didyma* Körb. – [28]: 466; [127]: 27, 28, 69, 71; [171]: 44
- Arthonia dispersa* (Schr.) Nyl. – [20]: 648<sup>R</sup>
- Arthonia elegans* auct. brit., non (Ach.) Almq. – [87]: 94
- \**Arthonia intexta* Almq.; *Arthonia parasemoides* Nyl. – [105]: 296; synonymized with *Lecidella elaeochroma* (Ach.) Choisy by Triebel (1989). Krempelhuber refers to the hymenial parasite.
- Arthonia lapidicola* (Taylor) Branth et Rostr.; *Coniangium rupestre* var. *fuscum* (A. Massal.) Körb. – [103]: 272<sup>R</sup>
- Arthonia leucopellaea* (Ach.) Almq. – [60]: 125; [75]: 43; [76]: 106; [80]: 141; [127]: 25, 30, 70, 71; [166]: 115; [171]: 44; [223]: 135; *Arthonia marmorata* Nyl. – [74]: 95, 98; *Arthonia schaeereri* A. Massal. – [105]: 263
- Arthonia radiata* (Pers.) Ach. – [28]: 466; [30]: 576; [41]: 81, 178, 194, 277; [60]: 125; [87]: 94; [127]: 27, 30, 31, 71; *Arthonia radiata* f. *astroidea* Ach. – [60]: 125; *Graphis atra* var. *astroides* (Ach.) Spreng. – [53]: 241<sup>R</sup>
- Arthonia ruana* A. Massal.; *Arthothelium ruanum* (A. Massal.) Körb. – [28]: 466; [30]: 576; [41]: 83, 178
- Arthonia spadicea* Leight. – [28]: 466; [30]: 576; [171]: 28, 43, 44
- \**Arthonia varians* (Davies) Nyl.; *Arthonia glaucomaria* Nyl. – [208]: 214
- Arthonia vinosa* Leight. – [41]: 82, 306; [171]: 44; *Arthonia lurida* auct. (non Ach. nec auct. brit.) – [73]: 4; [127]: 26, 70, 71; [200]: 60; [220]: 117
- (°) *Arthopyrenia analepta* (Ach.) A. Massal.; *Arthopyrenia fallax* (Nyl.) Arnold – [60]: 119; *Arthopyrenia lapponina* Anzi – [127]: 28, 71
- ++\**Arthrorhaphis aeruginosa* R. Sant. et Tønsberg – [171]: 28, 44
- Arthrorhaphis alpina* (Schaer.) R. Sant. – [146]: 300; *Arthrorhaphis citrinella* var. *alpina* (Schaer.) Poelt – [216]: 338; *Lecidea flavovirescens* var. *alpina* Schaer. – [104]: 211; *Raphiospora flavovirescens* f. *citrinella* – [105]: Tab. I, 207
- Arthrorhaphis citrinella* (Ach.) Poelt – [41]: 84; [88]: 239; [146]: 305; [166]: 128; [223]: 145; *Lecidea citrinella* (Ach.) Ach. – [104]: 211, 220; *Lecidea flavovirescens* var. *citrinella* (Ach.) Schaer. – [104]: 212
- Arthrorhaphis grisea* Th. Fr. – [41]: 84<sup>Sp</sup>, 91<sup>Sp</sup>; [146]: 316; [171]: 44; [223]: 145; *Lahmia fueistingii* Körb. – [166]: 127
- Arthrosporium populorum* A. Massal. – [30]: 576
- Aspicilia aquatica* Körb.; *Lecanora aquatica* (Körb.) Hepp – [113]: 199<sup>Bw</sup>; [200]: 73
- Aspicilia caesiocinerea* (Malbr.) Arnold – [28]: 466; [41]: 23, 84, 85, 97, 199, 206, 251, 388; *Lecanora caesiocinerea* Malbr. – [60]: 174; [80]: 145; [165]: 75, 78
- Aspicilia calcarea* (L.) Mudd – [41]: 85; *Lecanora calcarea* (L.) Sommerf. – [165]: 72; *Lecidea calcarea* (L.) Leight. – [53]: 242<sup>R</sup>; *Lichen calcareus* L. – [44]: 157<sup>R</sup>; [81]: 140; see [41]: 402; *Psora calcarea* (L.) Hampe – [53]: 251<sup>R</sup>
- Aspicilia cinerea* (L.) Körb. – [28]: 466; [41]: 85, 86, 251; [97]: 252, 256, 258, 260; [105]: 174; *Aspicilia cinerea* var. *vulgaris* (Schaer.) Körb. – [105]: 174; *Lecanora cinerea* (L.) Sommerf. – [60]: 174; [165]: 78; [200]: 73<sup>Bw</sup>; *Lichen polygonius* Vill. – [44]: 152; *Lichen tessulatus* (Hoffm.) Ach. – [44]: 151<sup>R</sup>; *Parmelia cinerea* (L.) Hepp – [104]: 217; *Psora cinerea* (L.) Fűrnrrohr – [53]: 251<sup>R</sup>; *Urceolaria cinerea* (L.) Ach. – [104]: 196, 197
- Aspicilia contorta* (Hoffm.) Kremp. – [28]: 466; [41]: 86; [105]: 175; *Aspicilia contorta* var. *rupicola* (Hoffm.) Kremp. – [105]: 178, 179; *Lecanora contorta* (Hoffm.) J. Steiner – [60]: 175; *Lecanora contorta* var. *cinereovirens* (A. Massal.) Zahlbr. – [60]: 175
- Aspicilia gibbosa* (Ach.) Körb. – [33]: 204; [218]: Tab. X; *Aspicilia gibbosa* var. *vulgaris* Körb. – [105]: 175; *Lecanora gibbosa* (Ach.) Nyl. – [60]: 175; *Parmelia gibbosa* (Ach.) Kremp. – [104]: 218; *Urceolaria gibbosa* Ach. – [104]: 196, 199, 214
- Aspicilia laevata* (Ach.) Arnold – [41]: 86; [122]: 174<sup>Bw</sup>; [166]: 129; *Aspicilia cinerea* var. *laevata* (Ach.) Körb. – [105]: 175; *Lecanora laevata* (Ach.) Nyl. – [60]: 175; [113]: 201<sup>Bw</sup>
- Aspicilia obscurata* (Fr.) Arnold; *Aspicilia cinerea* var. *vulgaris* f. *obscurata* (Fr.) Kremp. – [105]: 174; *Lecanora obscurata* (Fr.) Nyl. – [60]: 176; [113]: 201<sup>Bw</sup>
- Aspicilia recedens* (Taylor) Arnold – [122]: 172<sup>Bw</sup>; *Aspicilia bohémica* Körb. – [102]: 162; Opiz 1856: 20; *Lecanora badia* var. *bohémica* (Körb.) Kremp. – [105]: 148; *Lecanora bohémica* (Körb.) H. Magn. – [60]: 176; [133]: 33; *Lecanora recedens* (Taylor) Nyl. – [113]: 202<sup>Bw</sup>
- +*Aspicilia simoënsis* Räsänen – [41]: 395; *Lecanora simoënsis* (Räsänen) Zahlbr. – [165]: 83
- \**Athelia arachnoidea* (Berk.) Jülich – [28]: 471; [41]: 87; [208]: 215
- Bacidia arceutina* (Ach.) Arnold – [28]: 466; [41]: 87

- Bacidia bagliettoana* (A. Massal. et De Not.) Jatta – [88]: 240; *Bacidia muscorum* (Sw.) Mudd – [19]: 582; [24]: 36; *Biatora muscorum* (Sw.) Fr. – [104]: 220; *Biatora sphaeroides* var. *muscorum* (Sw.) Rabenh. – [104]: 210
- Bacidia beckhausii* Körb. – [127]: 71, 72
- Bacidia circumspecta* (Vain.) Malme – [171]: 29, 43, 44
- Bacidia incompta* (Hook.) Anzi – [171]: 29, 43, 44
- Bacidia rosella* (Pers.) De Not. – [74]: 83; [127]: 27, 32, 71, 75
- Bacidia rubella* (Hoffm.) A. Massal. – [28]: 466; [41]: 89; [73]: 6; [127]: 45, 71, 75; [171]: 44; *Bacidia luteola* (Ach.) Mudd – [165]: 59; *Patellaria vernalis* (L.) Spreng. – [53]: 241<sup>R</sup>
- Bacidia subincompta* (Nyl.) Arnold – [171]: 29, 44
- Bacidia trachona* (Ach.) Lettau – [28]: 466
- Bacidina arnoldiana* (Körb.) V. Wirth et Vězda – [28]: 466; [171]: 29, 44
- +*Bacidina chlorotricula* (Nyl.) Vězda et Poelt – [41]: 90; *Bacidia chlorotricula* (Nyl.) A. L. Sm. – [166]: 129
- Bacidina inundata* (Fr.) Vězda; *Bacidia inundata* (Fr.) Körb. – [60]: 152; [97]: 262
- Bacidina phacodes* (Körb.) Vězda – [171]: 44; *Bacidia albescens* (Kremp.) Zwackh – [200]: 65; *Bacidia phacodes* Körb. – [127]: 27, 38, 71, 75
- Baeomyces rufus* (Huds.) Rebent. – [28]: 466; [30]: 576; [41]: 19<sup>Sp</sup>, 23, 84, 90, 91<sup>Sp</sup>, 136; [60]: 157; [77]: 230; [97]: 253, 254; [192]: 246; [218]: Tab. VI; *Baeomyces rufus* f. *rupestris* (Pers.) Harm. – [60]: 157; [77]: 230; *Biatora byssoides* (L.) Fr. – [104]: 217; *Lichen byssoides* L. – [44]: 159<sup>R</sup>; *Patellaria fungiformis* (Pollich) Hampe – [53]: 244
- Bagliettoa baldensis* (A. Massal.) Vězda – [41]: 91, 237; *Verrucaria baldensis* A. Massal. – [63]: 33
- Bellemeria cinereorufescens* (Ach.) Clauzade et Cl. Roux – [223]: 174; *Aspicilia cinereorufescens* (Ach.) A. Massal. – [105]: 175; [218]: Tab. 3; *Lecanora cinereorufescens* (Ach.) Hepp – [60]: 175; [76]: 113; [113]: 200
- Biatora chrysantha* (Zahlbr.) Printzen – [168]: 99; [171]: 30, 42, 44
- Biatora efflorescens* (Hedl.) Räsänen ex Printzen – [171]: 44; [170]: 321; *Biatora epixanthoidiza* (Nyl.) Räsänen – [30]: 576; [41]: 93; *Lecidea efflorescens* (Hedl.) Erichsen – [127]: 34, 73, 84; *Lecidea epixanthoidiza* Nyl. – [88]: 241; [166]: 125; [216]: 342
- Biatora fallax* Hepp – [170]: 321; [171]: 30, 42, 44
- Biatora globulosa* (Flörke) Fr.; *Biatora anomala* Fr. – [104]: 220; *Catillaria globulosa* (Flörke) Th. Fr. – [75]: 46; [88]: 241; [127]: 72, 77; [165]: 60; *Lecania globulosa* (Flörke) v. d. Boom et Sérus. – [28]: 468
- Biatora helvola* Hellb. – [30]: 576; [41]: 93; [168]: 99; [171]: 44; *Lecidea helvola* (Hellb.) Hedl. – [88]: 242; [127]: 73, 84
- Biatora ocelliformis* (Nyl.) Arnold – [168]: 100; [170]: 322; [171]: 42, 44
- +*Biatora sphaeroidiza* (Vain.) Printzen et Holien – [171]: 30, 43, 44
- Brodoa intestiniformis* (Vill.) Goward – [223]: 181; *Hypogymnia intestiniformis* (Vill.) Räsänen – [218]: Tab. XVII, Tab. 3; *Parmelia encausta* (Sm.) Ach. – [3]: 141<sup>Bw</sup>; [60]: 184; [77]: 235; [80]: 147; [105]: 132; [113]: 227<sup>Bw</sup>; *Parmelia ceratophylla* var. *multipunctata* Schaer. – [104]: 202, 215; *Parmelia physodes* var. *encausta* (Sm.) Fr. – [104]: 217
- Bryophagus gloeocapsa* Arnold – [212]: 1; [223]: 182; *Gloeoclecta bryophaga* (Arnold) Vězda – [88]: 241; [166]: 128
- Bryoria bicolor* (Ehrh.) Brodo et D. Hawksw. – [41]: 93; [127]: 41, 47, 48; [128]: 336; *Alectoria bicolor* (Ehrh.) Nyl. – [23]: 227<sup>Sp</sup>; [60]: 190; [74]: 139, 140, 141; [77]: 238; [80]: 148; [218]: Tab. XXIII; *Evernia jubata* var. *bicolor* (Ehrh.) Fr. – [104]: 197, 217
- Bryoria capillaris* (Ach.) Brodo et D. Hawksw. – [41]: 93; [127]: 38, 42, 48; [128]: 336; *Alectoria cana* (Ach.) Leight. – [23]: 227<sup>Sp</sup>; [60]: 190; [88]: 239; *Alectoria setacea* (Ach.) Motyka – [175]: 136
- Bryoria chalybeiformis* (L.) Brodo et D. Hawksw. – [41]: 94, 396; *Alectoria chalybeiformis* (L.) Gray – [60]: 190; [97]: 260; *Alectoria jubata* var. *chalybeiformis* L. (Ach.) – [105]: 118; *Lichen chalybeiformis* L. – [44]: 190<sup>R</sup>
- Bryoria fuscescens* (Gyeln.) Brodo et D. Hawksw. – [28]: 466; [30]: 576; [41]: 94, 324; [55]: 33; [127]: 30, 38, 41, 42, 48, 49; [128]: 336; *Alectoria fuscescens* Gyeln. – [60]: 191; [175]: 135; *Alectoria jubata* auct. – [23]: 227<sup>Sp</sup>; [60]: 191; [74]: 112, 125, 126, 139, 140, 141, 146, 157, 172, 173, 176; [97]: 270, 273; *Alectoria positiva* (Gyeln.) Motyka – [60]: 191; *Bryoria fuscescens* var. *positiva* (Gyeln.) Brodo et D. Hawksw. – [41]: 94, 95; *Evernia jubata* (L.) Fr. – [104]: 196, 217; *Evernia jubata* var. *jubata* (L.) Kremp. – [104]: 217; *Lichen jubatus* L. – [44]: 190<sup>R</sup>; [198]: 546<sup>Bw</sup>
- Bryoria implexa* (Hoffm.) Brodo et D. Hawksw. – [127]: 34, 38, 42, 48, 49; [128]: 336; *Alectoria catharinae* Räsänen – [60]: 190; *Alectoria implexa* (Hoffm.) Nyl. – [60]: 191; [74]: 106, 112, 139, 140, 141, 157, 172, 173; [77]: 238; *Bryoria osteola* (Gyeln.) Brodo et D. Hawksw. – [127]: 42, 48, 49; [128]: 336
- Bryoria kuemmerleana* (Gyeln.) Brodo et D. Hawksw. – [90]: 74
- Bryoria nadvornikiana* (Gyeln.) Brodo et D. Hawksw. – [127]: 41, 48, 49; *Alectoria nadvornikiana* var. *nadvornikiana* Gyeln. – [60]: 191

- Bryoria smithii* (Du Rietz) Brodo et D. Hawksw. – [127]: 41, 48, 49; [223]: 189; *Alectoria smithii* Du Rietz – [60]: 191; [93]: 724; [156]: 328; [157]: 168
- Buellia aethalea* (Ach.) Th. Fr. – [28]: 466; [41]: 96; *Buellia sororioides* Erichsen – [165]: 80
- Buellia badia* (Fr.) A. Massal. – [41]: 24, 96, 97, 293; [60]: 201; [103]: 187; [165]: 73; *Catolechia badia* (Fr.) Stein – [105]: Tab. I, 186; *Lecidea dubenii* Fr. – [104]: 214, 220
- Buellia disciformis* (Fr.) Mudd – [60]: 201; [175]: 143; *Buellia disciformis* var. *saprophila* (Ach.) Mudd – [60]: 201; *Buellia parasema* var. *saprophila* (Ach.) Körb. – [200]: 83<sup>Bw</sup>
- Buellia epigaea* (Pers.) Tuck. – [60]: 201
- Buellia erubescens* Arnold – [88]: 240; [127]: 43, 71, 75; [128]: 336; *Buellia zahlbruckneri* J. Steiner – [127]: 71, 76; [165]: 59; [166]: 123
- Buellia griseovirens* (Sm.) Almb. – [28]: 467; [30]: 576; [41]: 98; [127]: 28, 71, 75; [165]: 59, 66; [171]: 44 + *Buellia leptocline* (Flot.) Körb. – [166]: 129
- Buellia schaereri* De Not. – [41]: 23, 99, 100, 130; [60]: 202; [80]: 149; [127]: 71, 76; [171]: 44; [200]: 83
- Calicium abietinum* Pers. – [60]: 122; [127]: 71, 76; *Calicium cerviculatum* Ach. – [105]: 267; *Calicium curtum* Sm. – [104]: 221; *Calicium nigrum* var. *sphaerocephalum* Schaer. – [104]: 209
- Calicium adpersum* Pers. – [60]: 122; [73]: 4; [74]: 98; [105]: 266; [127]: 26, 72, 76; *Calicium adpersum* var. *roscidum* (Ach.) Schaer. – [104]: 209, 213; *Calicium roscidum* Ach. – [104]: 221
- Calicium corynellum* (Ach.) Ach.; *Trachelia chlorina* (Ach.) Rabenh. – [104]: 221
- Calicium glaucellum* Ach. – [89]: 302; [127]: 26, 72, 76; [171]: 44
- Calicium lenticulare* Ach. – [53]: 253; [60]: 122; [104]: 221; *Calicium virescens* (Schaer.) Hepp – [103]: 295; [113]: 109<sup>Bw</sup>
- Calicium salicinum* Pers. – [30]: 576; [41]: 23, 99, 100, 130; [88]: 240; [127]: 26, 72, 76; [165]: 60, 67; [166]: 123; [171]: 44; [200]: 59; *Calicium sphaerocephalum* (L.) Ach. – [105]: 267; *Calycium trachelinum* (Ach.) Ach. – [53]: 253<sup>R</sup>
- Calicium trabinellum* (Ach.) Ach. – [60]: 123; [105]: 267; [127]: 24; [200]: 59
- Calicium viride* Pers. – [60]: 123; [88]: 241; [127]: 25, 26, 72, 77; [128]: 336; [223]: 207; *Calicium hyperellum* (Ach.) Ach. – [73]: 4; [74]: 95, 98, 172; [80]: 140; [104]: 221; [200]: 59; *Calicium viride* f. *subathallina* Vain. – [60]: 123
- Caloplaca alociza* (A. Massal.) Mig. – [41]: 102; [8]: 602
- Caloplaca arenaria* (Pers.) Müll. Arg., non auct.; *Caloplaca lamprocheila* (DC.) Flagey – [165]: 77 + *Caloplaca atroflava* var. *submersa* (Nyl.) H. Magn. – [41]: 85, 101, 103, 298, 309
- Caloplaca aurantia* (Pers.) Hellb. – [41]: 103<sup>R</sup>
- Caloplaca cerina* (Hedw.) Th. Fr. – [87]: 94; [127]: 45, 72, 77; [175]: 147; *Caloplaca cerina* var. *chloroleuca* (Sm.) Th. Fr. – [41]: 104<sup>R</sup>; *Caloplaca cerina* var. *stillicidiorum* (Vahl) Th. Fr. – [73]: 14; *Lichen cerinus* Ehrh. – [44]: 153<sup>R</sup>; see [41]: 402<sup>R</sup>; *Lobaria parietina* var. *cerina* (Hoffm.) Hampe – [53]: 249<sup>R</sup>; see [41]: 409<sup>R</sup>
- Caloplaca cerinella* (Nyl.) Flagey – [60]: 196; *Candelariella vittelina* var. *cerinella* (Nyl.) – [97]: 263
- Caloplaca cerinelloides* (Erichsen) Poelt – [41]: 104, 105
- Caloplaca chalybaea* (Fr.) Müll. Arg. – [41]: 105; [224]: 79<sup>R</sup>
- Caloplaca chlorina* (Flot.) H. Olivier (1909) – [28]: 467; [60]: 16; [97]: 257, 262
- Caloplaca chrysodeta* (Räsänen) Dombr. – [41]: 105, 106
- Caloplaca cirrochroa* (Ach.) Th. Fr. – [41]: 106
- Caloplaca citrina* (Hoffm.) Th. Fr. – [28]: 467; [41]: 107; [60]: 196; [127]: 72, 77; [128]: 336; *Callospisma citrina* (Hoffm.) A. Massal. – [16]: 253<sup>R</sup>; *Physcia murorum* var. *citrina* (Hoffm.) Arnold – [105]: 142<sup>Bf</sup>; see [41]: 107
- Caloplaca coronata* (Körb.) J. Steiner – [28]: 467; [41]: 97, 107; [165]: 69
- Caloplaca crenularia* (With.) J. R. Laundon; *Biatora ferruginea* var. *festiva* (Ach.) Fr. – [104]: 196, 220; *Blastenia festiva* var. *saxicola* (Schaer.) Kremp. – [105]: 226; *Caloplaca festiva* (Ach.) Zwackh – [60]: 196
- Caloplaca crenulata* (Nyl.) H. Olivier – [28]: 467
- Caloplaca decipiens* (Arnold) Blomb. et Forsell – [28]: 467; [41]: 108; [60]: 198; [79]: 133; [97]: 263; [165]: 69
- Caloplaca demissa* (Körb.) Arup et Grube – [28]: 467; *Lecanora demissa* (Flot.) Zahlbr. – [41]: 23, 196, 197; [60]: 181; [159]: 51; [165]: 75; [190]: 116
- Caloplaca dolomiticola* (Hue) Zahlbr. – [41]: 97, 110; [165]: 70; *Caloplaca aurantiacum* var. *diffractum* A. Massal. – [105]: 161<sup>Bf</sup>; *Caloplaca placidia* var. *diffracta* (A. Massal.) J. Steiner – [60]: 197; *Caloplaca velana* (A. Massal.) Du Rietz – [60]: 198; *Lichen aurantiacus* Lightf. – [44]: 154<sup>R</sup>
- Caloplaca ferruginea* (Huds.) Th. Fr.; *Patellaria ferruginea* (Huds.) Hoffm. – [53]: 244
- Caloplaca flavescens* (Huds.) J. R. Laundon – [41]: 110

- Caloplaca flavorubescens* (Huds.) J. R. Laundon; *Biatora aurantiaca* auct. – [104]: 220; *Lichen aurantiacus* Lightf. – [44]: 154<sup>R</sup>; *Lichen salicinus* Schrad. – [44]: 153<sup>R</sup>; see [41]: 407<sup>R</sup>; *Lobaria parietina* var. *aurantiaca* (Sommerf.) Hampe – [53]: 249<sup>R</sup>
- Caloplaca flavovirescens* (Wulfen) Dalla Torre et Sarnth. – [28]: 467; [41]: 111
- Caloplaca herbidella* (Hue) H. Magn. – [127]: 43, 72, 77
- Caloplaca holocarpa* (Ach.) A. E. Wade – [28]: 467; [30]: 576; [41]: 111, 113, 119; *Caloplaca lithophila* H. Magn. – [218]: 56; *Caloplaca pyracea* (Ach.) Th. Fr. – [55]: 35; [60]: 197; [97]: 263, 270; *Gyalechia luteoalba* (Turner) Arnold – [16]: 257
- Caloplaca irubescens* (Arnold) Zahlbr. – [28]: 466, 467; *Caloplaca subsoluta* (Nyl.) Zahlbr. – [60]: 198; [159]: 50
- Caloplaca lactea* (A. Massal.) Zahlbr. – [41]: 113, 114; [165]: 69, 71; *Caloplaca ferrarii* (Bagl.) Jatta – [165]: 69, 71; see [41]: 114
- Caloplaca magni-filii* Poelt – [165]: 81; [218]: Tab. 3
- Caloplaca obliterans* (Nyl.) Blomb. et Forssell – [60]: 199; [156]: 331; [157]: 168; [158]: 23<sup>Bw</sup>; [223]: 235
- +*Caloplaca obscurella* (Körb.) Th. Fr. – [41]: 114; [165]: 60
- Caloplaca ochracea* (Schaer.) Flagey – [41]: 112, 114, 297; *Callopsisma ochraceum* (Schaer.) A. Massal. – [7]: 590
- Caloplaca oxfordensis* Hedrich; *Caloplaca subpallida* H. Magn. – [41]: 23, 74, 116; [60]: 199; [159]: 50
- Caloplaca saxicola* (Hoffm.) Nordin – [41]: 115; *Caloplaca murorum* (Hoffm.) Th. Fr. – [60]: 199; [97]: 263; [165]: 69, 77; *Caloplaca murorum* var. *miniata* (Hoffm.) Th. Fr. – [60]: 199; *Lecanora murorum* (Hoffm.) Ach. – [53]: 250<sup>R</sup>; [104]: 199; *Lichen murorum* Hoffm. – [44]: 164<sup>R</sup>; see [41]: 405<sup>R</sup>; *Parmelia murorum* (Hoffm.) Ach. – [104]: 217; *Physcia murorum* var. *miniata* Hoffm. – [105]: 143<sup>Bf</sup>
- Caloplaca subpallida* H. Magn. – [28]: 467
- Caloplaca teicholyta* (Ach.) J. Steiner – [41]: 116
- Caloplaca variabilis* (Pers.) Müll. Arg. – [41]: 117; [105]: 159<sup>R</sup>; [165]: 69, 70
- Calvitimela aglaea* (Sommerf.) Hafellner; *Lecidea aglaea* Sommerf. – [60]: 139; [104]: 202, 210, 215, 220; [105]: Tab. I, 192; [113]: 146<sup>Bw</sup>; [122]: 68<sup>Bw</sup>; [131]: 100; [216]: 340; [218]: Tab. XVII, XX, Tab. 3; *Lecidella aglaea* (Sommerf.) Kremp. – [103]: 199; *Tephromela aglaea* (Sommerf.) Hertel et Rambold – [223]: 894
- Calvitimela armeniaca* (DC.) Hafellner; *Biatora viridi-atra* Hepp – [104]: 212, 220; *Lecidea armeniaca* (DC.) Fr. – [60]: 139; [104]: 202, 220; [105]: 192; [113]: 146<sup>Bw</sup>; [122]: 66<sup>Bw</sup>; [131]: 112; [165]: 85; [218]: Tab. 3; *Lecidea viridi-atra* Ach. – [104]: 212, 214, 220; *Lecidella armeniaca* (DC.) Bagl. – [105]: Tab. I; *Tephromela armeniaca* (DC.) Hertel et Rambold – [223]: 894
- Candelaria concolor* (Dicks.) Stein – [41]: 118; [60]: 184; [77]: 234; [97]: 269, 270, 271, 273; [165]: 79; [175]: 149; *Candelaria concolor* var. *pulvinata* (Anzi) Zahlbr. – [79]: 128
- Candelariella aurella* (Hoffm.) Zahlbr. – [28]: 467; [41]: 119; [55]: 36<sup>R</sup>; [165]: 69, 70; *Candelaria vitellina* var. *aurella* (Hoffm.) Hazsl. – [105]: 164
- Candelariella coralliza* (Nyl.) H. Magn. – [28]: 467; [41]: 119, 120, 206, 282, 323; [60]: 183; [159]: 51; [165]: 76, 78, 81; [166]: 117, 129; [190]: 116
- +*Candelariella kuusamoënsis* Räsänen – [28]: 467; [41]: 111, 120, 230
- Candelariella medians* (Nyl.) A. L. Sm. – [41]: 120, 121
- Candelariella reflexa* (Nyl.) Lettau – [28]: 467; [41]: 121
- Candelariella vitellina* (Hoffm.) Müll. Arg. – [28]: 467; [30]: 576; [41]: 74, 121, 122, 199, 299, 304, 307, 388; [56]: 402<sup>R</sup>; [60]: 184; [77]: 234; [97]: 253, 256, 258, 260; [165]: 77; [166]: 117, 129; *Candelariella vitellina* var. *assericola* Räsänen – [60]: 184; *Lichen vitellinus* Ehrh. – [44]: 153<sup>R</sup>; see [41]: 408<sup>R</sup>; *Lobaria parietina* var. *vitellina* (Ehrh.) Hampe – [53]: 249<sup>R</sup>; see [41]: 409<sup>R</sup>; *Parmelia vitellina* (Ehrh.) Ach. – [104]: 195, 217
- Candelariella xanthostigma* (Ach.) Lettau – [28]: 467; [30]: 576; [41]: 96, 114, 122, 199, 240; [55]: 36<sup>R</sup>; [127]: 45, 72, 77; [165]: 60
- +*Carbonea assimilis* (Körb.) Hafellner et Hertel – [223]: 248
- +*Carbonea intrusa* (Th. Fr.) Rambold et Triebel; *Catillaria intrusa* (Th. Fr.) Th. Fr. – [218]: Tab. XVII<sup>5</sup>, XIX<sup>5</sup>
- Carbonea vorticosa* (Flörke) Hertel – [223]: 250; *Lecidea vorticosa* (Flörke) Körb. – [165]: 86; [218]: Tab. XVII
- Catillaria atomarioides* (Müll. Arg.) H. Kilius – [41]: 124
- Catillaria lenticularis* (Ach.) Th. Fr. – [41]: 124, 125
- Catillaria nigroclavata* (Nyl.) Schuler – [28]: 467; [41]: 125
- Catolechia wahlenbergii* (Ach.) Körb. (1855!) – [223]: 263; *Buellia pulchella* (Schrad.) Tuck. – [60]: 202; [113]: 243; [157]: 168; [160]: 281; *Buellia wahlenbergii* (Ach.) Sheard – [218]: Tab. 3; *Catolechia pulchella* (Schrad.) A. Massal. – [105]: Tab. I, 186; *Lecidea wahlenbergii* Ach. – [104]: 215, 220
- Celothelium lutescens* F. Berger et Aptroot – [28]: 467
- Cetraria aculeata* (Schreb.) Fr. – [41]: 126; *Cornicularia aculeata* (Schreb.) Ach. – [60]: 191; [97]: 265; *Lobaria aculeata* (Schreb.) Hoffm. – [43]: 176

- Cetraria ericetorum* Opiz – [41]: 127<sup>R</sup>; [86]: 142<sup>Bv</sup>; *Cetraria crispa* (Ach.) Nyl. – [60]: 189; *Cetraria islandica* f. *crispa* Ach. – [24]: 19; *Cetraria tenuifolia* (Retz.) R. Howe – [97]: 265
- Cetraria islandica* (L.) Ach. – [2]: 132; [24]: 19; [26]: 119, 152, 180; [30]: 576; [41]: 26, 127, 128, 160; [53]: 247; [60]: 190; [72]: 346; [74]: 105; [86]: 144; [97]: 265; [104]: 198, 210, 217; [127]: 34, 54; [150]: 314; [192]: 246, 251, 261, 271, 273; [193]: 569; [203]: 515; [209]: 229; [223]: 271; *Cetraria islandica* f. *platyna* (Ach.) Ach. – [33]: 230; [60]: 190; *Cetraria islandica* f. *sorediata* (Schaer.) Arnold – [60]: 190; Islandmoos – [54]: 32; *Lichen islandicus* L. – [44]: 181<sup>R</sup>; [198]: 527<sup>Bw</sup>
- Cetraria muricata* (Ach.) Eckfeldt – [41]: 24, 128; [223]: 271; *Cetraria aculeata* f. *alpina* Schaer. – [60]: 191; *Cornicularia aculeata* var. *alpina* Schaer. – [105]: 117
- Cetraria sepincola* (Ehrh.) Ach. – [41]: 128; [43]: 176; [60]: 190; [77]: 237; [78]: 266; [104]: 217; [127]: 34, 54, 56; [219]: 91, 94, 104, 105, 110; [223]: 275; *Cetraria sepincola* var. *scutata* Wulfen – [105]: 121; *Peltigera chlorophylla* sensu Duval [43]: 176; see [41]: 128
- Cetrelia olivetorum* (Nyl.) W. L. Culb. et C. F. Culb. – [127]: 38, 43, 54, 56; [166]: 123; [171]: 44; *Cetrelia cetrarioides* (Duby) W. L. Culb. et C. F. Culb. – [30]: 576; [41]: 23, 129; *Parmelia cetrarioides* (Duby) Nyl. – [60]: 186; [73]: 12; [74]: 146, 168; [77]: 237; *Parmelia olivetorum* Nyl. – [73]: 12; [74]: 168
- Chaenotheca brachypoda* (Ach.) Tibell – [28]: 467; [171]: 30, 43, 44; *Coniocybe sulphurea* (Retz.) Nyl. – [76]: 106
- Chaenotheca brunneola* (Ach.) Müll. Arg. – [28]: 467; [30]: 576; [41]: 129; [73]: 4; [87]: 94; [127]: 72, 78; [171]: 44; [213]: 3
- Chaenotheca chlorella* (Ach.) Müll. Arg. – [28]: 466, 467
- Chaenotheca chrysocephala* (Ach.) Th. Fr. – [28]: 467; [30]: 576; [41]: 21<sup>Sp</sup>, 23, 100, 130; [73]: 4; [74]: 95; [127]: 24, 26, 72, 78; [175]: 152; [223]: 288; *Calicium chrysocephalum* (Turner) Ach. – [53]: 253; [104]: 221; *Calicium chrysocephalum* var. *filare* Ach. – [104]: 209; *Chaenotheca chrysocephala* f. *filaris* (Ach.) Blomb. et Forssell – [60]: 122; *Cyphelium chrysocephalum* var. *filare* (Ach.) Hepp – [105]: 271
- Chaenotheca ferruginea* (Sm.) Mig. – [28]: 467; [30]: 576; [41]: 21<sup>Sp</sup>, 99, 100, 130, 131; [127]: 24, 72, 78; [171]: 44; [175]: 35; *Chaenotheca melanophaea* (Ach.) Zwackh – [60]: 122; [73]: 4
- Chaenotheca furfuracea* (L.) Tibell – [28]: 467; [30]: 576; [41]: 131; *Coniocybe furfuracea* (L.) Ach. – [53]: 251<sup>R</sup>; [60]: 121; [104]: 221; *Coniocybe furfuracea* var. *vulgaris* Schaer. – [105]: 273; *Lichen capitatus* Schreb. – [44]: 160<sup>R</sup>
- Chaenotheca phaeocephala* (Turner) Th. Fr. – [41]: 21<sup>Sp</sup>, 130<sup>Sp</sup>, 131<sup>Sp</sup>, 132, 298; *Chaenotheca chlorella* auct. – [165]: 60, 67
- Chaenotheca stemonea* (Ach.) Müll. Arg. – [73]: 4; [74]: 98; [127]: 26, 72, 78
- Chaenotheca trichialis* (Ach.) Th. Fr. – [28]: 467; [30]: 576; [41]: 89, 132, 133; [60]: 122; [74]: 98; [75]: 43; [127]: 26, 72, 78; [171]: 44; *Calicium trichiale* var. *filiforme* Schaer. – [104]: 213; *Calicium trichiale* var. *validum* Schaer. – [104]: 213; *Cyphelium trichiale* (Ach.) De Not. – [104]: 221; [105]: 269
- Chaenotheca xyloxena* Nádv. – [171]: 31, 44
- \**Chaenothecopsis consociata* (Nádv.) A. F. W. Schmidt – [223]: 288
- °*Chaenothecopsis golubkovae* Titov et Tibell – [28]: 467
- \**Chaenothecopsis pusilla* (Ach.) A. F. W. Schmidt – [41]: 132; [171]: 31, 43, 44
- \**Chaenothecopsis pusiola* (Ach.) Vain. – [171]: 44; *Chaenothecopsis lignicola* (Nádv.) A. F. W. Schmidt – [89]: 304
- Cheiromycina flabelliformis* B. Sutton – [171]: 31, 44
- Chromatochlamys muscorum* (Fr.) H. Mayrhofer et Poelt; *Microglæna muscorum* (Fr.) Th. Fr. – [127]: 43, 73, 86; [216]: 342
- Chrysothrix candelaris* (L.) J. R. Laundon – [28]: 467; [30]: 576; [41]: 23, 132, 133; *Lepraria candelaris* (L.) Th. Fr. – [87]: 95; [127]: 24, 26, 73, 86; [217]: 199; *Lichen flavus* Schreb. – [44]: 143<sup>R</sup>
- Chrysothrix chlorina* (Ach.) J. R. Laundon – [28]: 467; [41]: 19<sup>Sp</sup>, 20<sup>Sp</sup>, 130<sup>Sp</sup>, 134; [171]: 44; *Cyphelium chlorinum* (Ach.) Kremp. – [105]: 272; *Lepraria chlorina* (Ach.) Ach. – [60]: 207; [104]: 195; [218]: Tab. II, Tab. 5, 21
- Cladonia amaurocraea* (Flörke) Schaer. – [3]: 70<sup>Bw</sup>; [30]: 576; [41]: 397; [60]: 160; [65]: 36<sup>Bw</sup>; [104]: 217; [105]: 111; [113]: 162<sup>Bw</sup>; [194]: 48; [218]: Tab. 3; [223]: 314
- +*Cladonia arbuscula* (Wallr.) Flot. – [41]: 26, 160; [60]: 157; [104]: 210, 217; [192]: 260; [193]: 566, 569; *Cladonia rangiferina* f. *adusta* Rabenh. – [32]: 51; [35]: 142; *Cladonia rangiferina* var. *arbuscula* Wallr. – [105]: 114; *Cladonia rangiferina* f. *curta* Britzelm. – [35]: 143; *Cladonia rangiferina* var. *sylvatica* auct. – [104]: 210, 217; [209]: 229; *Cladonia rangiferina* f. *verrucosa* (Harm.) Parrique – [32]: 51; [33]: 229; *Cladonia sylvatica* auct. – [24]: 7<sup>Bf</sup>; [77]: 231; [97]: 265
- Cladonia arbuscula* subsp. *mitis* (Sandst.) Ruoss – [41]: 135, 136; *Cladonia mitis* Sandst. – [41]: 23; [60]: 158; [97]: 265; [150]: 314; [193]: 569

- Cladonia arbuscula* subsp. *squarrosa* (Wallr.) Ruoss – [26]: 180; [28]: 467; [30]: 576; [40]: 120; [41]: 134, 135; [150]: 314
- Cladonia bellidiflora* (Ach.) Schaer. – [3]: 68<sup>Bw</sup>; [60]: 159; [65]: 42<sup>Bw</sup>; [104]: 210, 216, 217; [105]: 103; [113]: 162<sup>Bw</sup>; [127]: 54, 56; [187]: 129; [218]: Tab. 3; [223]: 317; *Cladonia bellidiflora* f. *coccocephala* (Ach.) Vain. – [80]: 144
- +*Cladonia borealis* S. Stenroos – [28]: 467; [41]: 136<sup>R</sup>
- Cladonia botrytes* (K. G. Hagen) Willd.; *Lichen botrytes* K. G. Hagen – [44]: 186<sup>R</sup>; see [41]: 402<sup>R</sup>
- Cladonia caespiticia* (Pers.) Flörke – [28]: 467; [41]: 136
- +*Cladonia cariosa* (Ach.) Spreng. – [41]: 136<sup>R</sup>, 397; [60]: 160; [97]: 266; *Cladonia cariosa* f. *macrophylla* Nyl. – [15]: 151; *Cladonia cariosa* f. *maiuscula* Del. – [15]: 151
- Cladonia carneola* (Fr.) Fr. – [41]: 137; [60]: 160; [79]: 125; [104]: 217; *Cladonia pallida* Schaer. – [105]: Tab. I, 107
- Cladonia cenotea* (Ach.) Schaer. – [28]: 467; [30]: 576; [40]: 124; [41]: 137; [60]: 160; [77]: 231; [104]: 196; [127]: 54, 56; [192]: 271, 273; [200]: 67; [223]: 318; *Cladonia brachiata* (Fr.) Hampe – [104]: 217; *Cladonia cenotea* var. *brachiata* Schaer. – [104]: 213; *Cladonia cenotea* var. *crossota* (Ach.) Nyl. – [80]: 144; *Cladonia cenotea* f. *delicata* Kov. – [60]: 160
- +*Cladonia cervicornis* (Ach.) Flot. – [72]: 313; [104]: 217; *Cladonia verticillata* var. *cervicornis* (Ach.) Flörke – [60]: 163; [97]: 265
- Cladonia chlorophaea* (Sommerf.) Spreng. – [26]: 116, 204; [28]: 467; [40]: 125; [41]: 153; [60]: 160; [72]: 326, 344; [80]: 144; [97]: 265, 267, 271; [104]: 196, 217; [105]: 107; [119]: 510, 522; [127]: 54, 57; [150]: 314; [193]: 569; *Cladonia pyxidata* subsp. *chlorophaea* (Sommerf.) V. Wirth – [41]: 388; *Cladonia pyxioides* (Wallr.) Britzelm. – [34]: 240; [36]: 234; [113]: 168
- Cladonia ciliata* Stirt. – [30]: 576; [41]: 26, 139, 160; [150]: 314; [193]: 569
- Cladonia ciliata* f. *flavicans* (Flörke) Ahti et De Priest; *Cladonia ciliata* var. *tenuis* (Flörke) Ahti – [41]: 139; *Cladonia tenuis* (Flörke) Harm. – [60]: 158; [97]: 265
- Cladonia coccifera* (L.) Willd. – [28]: 467; [33]: 190; [40]: 125; [41]: 23, 26, 140, 147, 398; [60]: 159; [127]: 54, 57; [193]: 569; [218]: Tab. XXI, XXIII; *Cladonia coccinea* Hoffm. – [53]: 244; *Cladonia cornucopioides* (Pers.) Fr. – [104]: 217; [209]: 229; *Cladonia extensa* Schaer. – [104]: 216; [105]: 104; *Lichen cocciferus* L. – [44]: 184
- Cladonia coniocraea* (Flörke) Spreng., nom. cons. prop. – [26]: 116, 147, 180, 203; [28]: 467; [30]: 577; [40]: 126, 137; [41]: 140, 141, 143; [52]: 103; [72]: 312, 344; [97]: 265, 267, 271; [127]: 33, 54, 57; [128]: 336; [193]: 569; *Cladonia ochrochlora* (Flörke) Vain. – [28]: 468; [40]: 137; [60]: 162; [74]: 106; [104]: 211; [127]: 34, 54, 59
- Cladonia cornuta* (L.) Hoffm. – [24]: 13; [41]: 141; [77]: 231; [127]: 54, 57; *Cladonia cornuta* f. *cylindrica* Schrad. – [77]: 231; [60]: 160
- Cladonia crispata* (Ach.) Flot. – [30]: 577; [41]: 141; [60]: 160; [154]: 94, 98, 99; [193]: 569; [223]: 322; *Cladonia crispata* f. *divulsa* (Delise) Arnold – [24]: 13; *Cladonia crispata* var. *gracilescens* (Rabenh.) Vain. – [14]: 90; [24]: 13
- Cladonia cryptochlorophaea* Asahina – [41]: 153
- Cladonia decorticata* (Flörke) Spreng. – [24]: 18; [41]: 142; [60]: 161; *Cladonia squamosa* var. *decorticata* Schaer. – [105]: 112
- Cladonia deformis* (L.) Hoffm. – [28]: 467; [30]: 577; [40]: 127; [41]: 26, 142; [60]: 159; [97]: 265; [104]: 196, 197, 213, 216, 217; [105]: 103; [127]: 54, 57; [193]: 569; [200]: 67; ? *Cladonia deformis* f. *cornuta* Torsell – [200]: 67; *Cladonia deformis* f. *crenulata* Ach. – [77]: 231; [104]: 197
- Cladonia digitata* (L.) Hoffm. – [28]: 468; [30]: 577; [40]: 128; [41]: 26, 142, 143; [52]: 103; [60]: 159; [74]: 106, 139, 140; [77]: 231; [72]: 326; 344; [97]: 265, 267, 271; [104]: 217; [127]: 33, 34, 54, 57; [128]: 336; [150]: 314; [171]: 44; [193]: 569; *Cladonia digitata* f. *alba* Schaer. – [104]: 210, 213; *Cladonia digitata* var. *monstrosa* (Ach.) Vain – [77]: 231; [80]: 144; *Lichen digitatus* L. – [44]: 184
- Cladonia fimbriata* (L.) Fr. – [15]: 146; [24]: 15; [28]: 468; [30]: 577; [40]: 129, 130; [41]: 84, 143, 257; [60]: 161; [74]: 55, 112, 139, 140, 141, 146, 168; [77]: 231; [104]: 196, 213, 217; [127]: 33, 54, 58; *Lichen fimbriatus* L. – [44]: 184<sup>R</sup>
- Cladonia floerkeana* (Fr.) Flörke – [60]: 159; [77]: 231; [97]: 265, 267; [127]: 54, 58; [200]: 66; *Cladonia macilenta* subsp. *floerkeana* (Fr.) V. Wirth – [41]: 147, 148
- Cladonia foliacea* (Huds.) Willd. – [41]: 144; [60]: 161; *Cladonia alcicornis* (Lightf.) Fr. – [97]: 266
- Cladonia furcata* (Huds.) Schrader – [26]: 146, 180; [28]: 468; [30]: 577; [40]: 131; [41]: 23, 26, 144, 145, 257; [60]: 161; [72]: 326, 344; [104]: 197, 217; [127]: 54, 58; [150]: 314; [190]: 116; [191]: 107; [193]: 569; *Cladonia furcata* f. *palamaea* (Ach.) Nyl. – [60]: 161; [97]: 265; *Cladonia furcata* var. *pinnata* (Flörke) Vain. – [60]: 161; [77]: 231; *Cladonia furcata* var. *pinnata* f. *foliolosa* (Duby) Vain. – [60]: 161; [77]: 231; *Cladonia furcata* var. *racemosa* (Hoffm.) Flot. – [104]: 197; *Cladonia furcata* var. *recurva* (Hoffm.) Sandst. –

- [104]: 196; *Cladonia furcata* f. *regalis* (Flörke) H. Olivier – [77]: 231; *Cladonia furcata* var. *spinosa* (Hoffm.) – [104]: 197; *Cladonia furcata* var. *subulata* Flörke – [104]: 196; *Cladonia racemosa* Hoffm. – [104]: 197; *Lichen furcatus* Huds. – [44]: 187<sup>R</sup>; *Lichen spinosus* Huds. – [44]: 188<sup>R</sup>; see [41]: 408<sup>R</sup>
- Cladonia glauca* Flörke – [24]: 18<sup>Bf, Sp</sup>; [41]: 146; [72]: 326, 346
- Cladonia gracilis* (L.) Willd. subsp. *gracilis* – [28]: 468; [30]: 577; [33]: 193, 194; [40]: 132; [41]: 23, 26, 146, 147, 148; [60]: 161; [72]: 346, 361; [104]: 217; [127]: 54, 58; [150]: 314; [193]: 569; [209]: 229; [223]: 327; *Cladonia gracilis* var. *chordalis* (Flörke) Schaer. – [77]: 231; [97]: 265; *Cladonia gracilis* var. *hybrida* (Hoffm.) Schaer. f. *montana* – [105]: 108; *Lichen gracilis* L. – [42]: 171; [44]: 184
- Cladonia gracilis* subsp. *elongata* (Wulfen) Vain.; *Cladonia elongata* (Jacq.) Hoffm. – [60]: 161; [77]: 232; *Cladonia gracilis* var. *elongata* (Jacq.) Flörke – [77]: 231; [80]: 144
- Cladonia gracilis* subsp. *turbinata* (Ach.) Ahti – [104]: 213, 216; *Cladonia gracilis* var. *dilatata* f. *anthocephala* (Flörke) Sandst. – [77]: 232
- Cladonia grayi* Sandst. – [40]: 133, 134; [41]: 153, 154; [119]: 510, 521; *Cladonia pyxidata* subsp. *grayi* (Sandst.) Wirth – [72]: 344
- Cladonia macilenta* Hoffm. – [28]: 468; [30]: 577; [40]: 121, 122; [41]: 26, 148, 388; [52]: 103; [60]: 159; [72]: 326; [97]: 265; [104]: 196, 199, 217; [127]: 54, 58; [171]: 44; [192]: 261; [200]: 66; [209]: 229; *Cladonia bacillaris* (Leight.) Arnold – [77]: 231; [97]: 265; [127]: 54, 56; [177]: 186; [192]: 271; *Cladonia macilenta* var. *styracella* (Ach.) Vain. – [77]: 232; *Lichen filiformis* Ach. – [42]: 172; [44]: 184<sup>R</sup>
- Cladonia macroceras* (Delise) Hav. – [30]: 577; [41]: 398; *Cladonia elongata* f. *laontera* (Delise) Vain. – [60]: 161; [77]: 232; *Cladonia gracilis* f. *laontera* (Delise) Sandst. – [77]: 232; *Lichen elongatus* Jacq. – [44]: 185
- Cladonia merochlorophaea* Asahina – [40]: 136; [41]: 154; [119]: 511, 522
- Cladonia novochlorophaea* (Sipman) Brodo et Ahti; *Cladonia merochlorophaea* var. *novochlorophaea* Sipman – [41]: 155
- Cladonia parasitica* (Hoffm.) Hoffm. – [60]: 162; *Cladonia cenotea* var. *crossata* (Ach.) Nyl. – [77]: 231; *Cladonia cenotea* var. *crossata* f. *delicata* (Kov.) Anders – [80]: 144; *Cladonia delicata* auct. – [177]: 186
- Cladonia phyllophora* Hoffm. – [28]: 468; [41]: 26, 149; [127]: 34, 54, 59; *Cladonia degenerans* (Flörke) Spreng. – [24]: 14; [60]: 161; [97]: 265; [104]: 196, 197, 210, 217; [105]: 110; *Cladonia degenerans* var. *glabra* Schaer. “tubaeformis dilacerata” – [104]: 213; *Cladonia degenerans* “tubaeformis simpliciuscula” Schaer. – [104]: 197
- Cladonia pleurota* (Flörke) Schaer. – [28]: 468; [40]: 138; [41]: 26, 149, 150; [60]: 159; [72]: 346; [97]: 265; *Cladonia cornucopioides* var. *pleurota* (Flörke) Nyl. – [104]: 217; *Cladonia extensa* var. *pleurota* (Flörke) Kremp. – [105]: 104
- +*Cladonia polycarpoides* Nyl. – [41]: 150; *Cladonia subcariosa* auct. – [24]: 18
- Cladonia polydactyla* (Flörke) Spreng. – [127]: 54, 59; [194]: 48; *Cladonia flabelliformis* Vain. – [60]: 159; [74]: 140; *Cladonia polydactyla* f. *detrita* – [80]: 144; *Cladonia polydactyla* f. *haplodactyla* (Flörke) – [77]: 232
- Cladonia portentosa* (Dufour) Coem. – [41]: 26, 150, 151, 160; [150]: 314; [192]: 271; *Cladonia impexa* Harm. – [60]: 158; [97]: 265; *Cladonia sylvatica* f. *tenuis* Flörke – [24]: 7, 228
- Cladonia pocillum* (Ach.) Grognot – [41]: 76, 155, 156
- +*Cladonia pulvinata* (Sandst.) van Herk et Aptroot; *Cladonia cervicornis* subsp. *pulvinata* (Sandst.) Ahti – [41]: 26, 137
- Cladonia pyxidata* (L.) Hoffm. – [30]: 577; [40]: 140; [41]: 26, 151, 152; [60]: 162; [74]: 168; [104]: 210; [127]: 54, 59; [166]: 128; [177]: 186; [209]: 229; *Cladonia pyxidata* var. *lophyra* (Ach.) Fr. – [24]: 14; [60]: 162; [77]: 232; *Cladonia pyxidata* var. *neglecta* (Flörke) Schaer. – [97]: 266; *Cladonia pyxioides* f. *platydactylum* Wallr. – [34]: 241; *Lichen pyxidatus* L. – [44]: 183<sup>R</sup>
- Cladonia ramulosa* (With.) J. R. Laundon – [41]: 156; *Cladonia pityrea* (Flörke) Fr. – [55]: 36<sup>R</sup>; *Cladonia pityrea* f. *crassiuscula* (Coem.) Vainio – [179]: 469<sup>Sp</sup>; *Cladonia pityrea* f. *gracilior* (Nyl.) Vainio – [179]: 468<sup>Bw</sup>
- Cladonia rangiferina* (L.) F. H. Wigg. – [2]: 132, 155; [26]: 180; [30]: 577; [40]: 121; [41]: 26, 156, 157, 160; [60]: 158; [72]: 361; [97]: 265; [104]: 217; [150]: 314; [190]: 116; [192]: 260; [193]: 566, 569; [223]: 337; *Cladonia rangiferina* f. *tenuior* (Delise) Vain. – [77]: 231; *Cladonia rangiferina* var. *vulgaris* Jatta – [104]: 210; *Lichen rangiferinus* L. – [44]: 187<sup>R</sup>
- Cladonia rangiformis* Hoffm. – [24]: 11<sup>Bf</sup>; [30]: 577; [41]: 157, 158; [60]: 162; *Cladonia rangiformis* var. *pungens* (Ach.) Vain. – [97]: 266
- Cladonia rei* Schaer. – [40]: 141; [41]: 158; *Cladonia cinerascens* f. *fruticulosa* Flörke – [23]: 231<sup>Sp</sup>; *Cladonia nemoxya* (Ach.) Arnold – [24]: 16<sup>Bf</sup>
- Cladonia squamosa* Hoffm. – [26]: 180; [28]: 468; [30]: 577; [40]: 141; [41]: 26, 155, 159; [60]: 162; [72]: 326; [104]: 196, 197, 213, 217; [105]: Tab. I, 112; [127]: 54, 59; [150]: 314; [193]: 569; *Cladonia squamosa* var. *denticollis* (Hoffm.) Flörke – [77]: 232; [97]: 265, 267; *Cladonia squamosa* var. *levicorticata* Sandst. – [60]:



- 162; [80]: 145; *Cladonia squamosa* var. *microphylla* Schaer. – [104]: 197, 210, 213; *Cladonia squamosa* var. *murina* (A. Evans) Hillmann – [77]: 232; *Cladonia squamosa* f. *polychonica* – [24]: 10; *Cladonia squamosa* var. *squamosissima* Flörke – [104]: 211; *Cladonia squamosa* f. *subulata* Schaer. – [24]: 10; *Lichen pleolepis* Ach. – [43]: 176; [44]: 185
- Cladonia stellaris* (Opiz) Pouzar et Vězda – [41]: 160; [150]: 314; [193]: 565, 566, 569, 570, 571; [223]: 338; *Cladonia alpestris* auct. non (L.) Rabenh. – [54]: 32, 37, 38; [73]: 7; [76]: 111; [104]: 210, 217; [218]: Tab. 3
- Cladonia stygia* (Fr.) Ruoss – [41]: 160; [150]: 314
- Cladonia subrangiformis* Sandst. – [179]: 232<sup>R</sup>; *Cladonia furcata* subsp. *subrangiformis* (Sandst.) Abbayes – [41]: 146
- Cladonia subulata* (L.) F. H. Wigg. – [28]: 468; [30]: 577; [40]: 142; [41]: 23, 26, 84, 160, 161, 311; [60]: 163; [209]: 229; *Cladonia cornutoradiata* (Vain.) Zopf – [97]: 265; *Cladonia cornutoradiata* f. *repetito-prolifera* Sandst. – [77]: 231; *Cladonia fimbriata* f. *intricata* – [24]: 16<sup>Sp</sup>; *Cladonia pyxioides* f. *subulata* Britzelm. – [34]: 241; uncertain whether a synonym of *C. subulata* (Ahti in litt.); *Lichen subulatus* L. – [44]: 187<sup>R</sup>
- Cladonia sulphurina* (Michx.) Fr. – [41]: 161; [72]: 344; [171]: 44; [193]: 565, 569; [223]: 342; *Cladonia deformis* f. *gonecha* Ach. – [14]: 79; *Cladonia gonecha* (Ach.) Asahina – [60]: 159; [127]: 54, 58; [187]: 123, 125
- Cladonia symphycarpha* (Flörke) Fr. – [41]: 162; [60]: 163; [97]: 266; [115]: 21; *Cladonia cariosa* sensu Arnold [15]: 151; see [41]: 162; *Cladonia cariosa* f. *corticata* (Vain.) Harm. – [60]: 160; ?*Cladonia fusca* Hoffm. – [53]: 245<sup>R</sup>; *Lichen symphycarpus* Ach. – [44]: 185<sup>R</sup>
- Cladonia turgida* Hoffm. – [33]: 229; [60]: 163; [77]: 232; [105]: Tab. I, 113; [176]: 90; [177]: 186
- +*Cladonia uncialis* (L.) F. H. Wigg. – [26]: 180; [30]: 577; [33]: 229; [41]: 26, 162, 163; [60]: 163; [77]: 232; [97]: 265; [104]: 217; [192]: 271; [193]: 566, 569; *Cladonia stellata* Schaer. – [104]: 210; *Cladonia stellata* var. *turgescens* (Delise) Schaer. – [104]: 216; [105]: Tab. I, 112; *Cladonia stellata* var. *uncialis* Schaer. – [104]: 198, 216; *Cladonia uncialis* f. *ambigua* Coem. – [23]: 229<sup>Sp</sup>; *Lichen uncialis* L. – [42]: 170; [44]: 186<sup>R</sup>; see [41]: 408<sup>R</sup>
- Cladonia uncialis* subsp. *biuncialis* (Hoffm.) M. Choisy – [41]: 162, 163
- Cladonia verticillata* (Hoffm.) Schaer.; *Cladonia cervicornis* subsp. *verticillata* (Hoffm.) Flot. – [40]: 144; [41]: 26, 137, 138; *Cladonia verticillata* var. *verticillata* (Hoffm.) Schaer. – [60]: 163; [77]: 232
- Clauzadea immersa* (Hoffm.) Hafellner et Bellem. – [41]: 163, 164; *Lichen immersus* Weber (1778), non Huds. (1762) – [44]: 158<sup>R</sup>; [81]: 138
- Clauzadea metzleri* (Körb.) D. Hawksw. – [41]: 164
- Clauzadeana macula* (Taylor) Coppins et Rambold – [223]: 345; *Aspicilia morioides* Arnold – [218]: Tab. 3; *Lecanora morioides* (Arnold) Blomb. – [60]: 175; [76]: 113; [156]: 325; [157]: 168; [165]: 83
- \**Clypeococcum hypocenomycis* D. Hawksw. – [28]: 471
- Collema crispum* (Huds.) F. H. Wigg. – [41]: 165, 166; [165]: 71; *Lichen crispus* Huds. – [81]: 140
- Collema cristatum* (L.) F. H. Wigg. – [41]: 105, 110, 166; *Collema melaenum* (Ach.) Ach. – [53]: 252; *Lichen cristatus* L. – [44]: 172<sup>R</sup>
- Collema cristatum* var. *marginale* (Huds.) Degel. – [165]: 71; *Lichen marginalis* Huds. – [44]: 172<sup>R</sup>
- Collema flaccidum* (Ach.) Ach. – [30]: 577; [41]: 167, 370; *Collema rupestre* (Sw.) Rabenh. – [104]: 195, 199, 221
- Collema fuscovirens* (With.) J. R. Laundon – [28]: 468; [30]: 577; [41]: 167, 370
- Collema limosum* (Ach.) Ach. – [41]: 167; [165]: 71; *Lichen glaucescens* Hoffm. – [44]: 173<sup>R</sup>
- Collema multipartitum* Sm. – [41]: 79, 168
- Collema nigrescens* (Huds.) DC. – [41]: 399; [53]: 252<sup>R</sup>; *Lichen nigrescens* Huds. – [44]: 172<sup>R</sup>
- Collema polycarpon* Hoffm. – [41]: 168; [165]: 71
- Collema tenax* (Sw.) Ach. emend. Degel. – [30]: 577; [41]: 169, 370; [53]: 252<sup>R</sup>; *Collema pulposum* (Schaer.) Ach. – [53]: 252<sup>R</sup>; *Collema tenax* var. *vulgare* (Schaer.) Degel. – [165]: 71; *Lichen granulatus* Huds. – [44]: 171<sup>R</sup>; see [41]: 404<sup>R</sup>; *Lichen tenax* Sw. – [44]: 172<sup>R</sup>
- Cornicularia normoerica* (Gunnerus) Du Rietz – [60]: 191; [65]: 51<sup>Bw</sup>; [216]: 340; [218]: 76, Tab. XX, Tab. 3; [223]: 364; *Cetraria tristis* (Weber) Fr. – [73]: 13; [113]: 219<sup>Bw</sup>; *Cornicularia tristis* (Weber) Ach. – [104]: 217; [105]: 118
- Cyphelium inquinans* (Sm.) Trevis. – [60]: 123; [73]: 4; [76]: 106; [127]: 25, 72, 79; [171]: 43, 44; [195]: 117; [220]: 116; *Acolium inquinans* (Sm.) A. Massal. – [105]: 274; *Calicium inquinans* (Sm.) Schaer. – [104]: 209, 213; *Trachylia tympanella* (Ach.) Fr. – [104]: 221
- Cyphelium karelicum* (Vain.) Räsänen – [60]: 123; [127]: 72, 79; [140]: 12; [195]: 115, 116
- Cyphelium tigillare* (Ach.) Ach.; *Trachylia tigillaris* (Ach.) Fr. – [104]: 221
- Cystocoleus ebeneus* (Dillwyn) Thwaites – [28]: 468; [30]: 577; [41]: 19<sup>Sp</sup>, 169, 170; *Coenogonium nigrum* auct. – [80]: 142; *Cystocoleus niger* auct. – [60]: 132; [218]: Tab. I, II
- \**Dactylospora purpurascens* Triebel – [207]: 114, 218
- +*Dermatocarpon bachmannii* Anders – [41]: 399; [165]: 81

- Dermatocarpon luridum* (With.) J. R. Laundon – [30]: 577; [41]: 103, 167, 170, 298, 309; *Dermatocarpon aquaticum* (Weiss) Zahlbr. – [76]: 104; [80]: 140; [97]: 262; [226]: 625; *Dermatocarpon fluviatile* (Weber) Th. Fr. – [60]: 116; *Endocarpon fluviatile* Weber – [104]: 199, 221; [105]: 230
- Dermatocarpon meiophyllizum* Vain. – [60]: 116; [97]: 262
- Dermatocarpon miniatum* (L.) W. Mann – [28]: 466, 468, 469; [41]: 170, 171; [60]: 116; *Dermatocarpon miniatum* var. *complicatum* (Lightf.) Hellb. – [60]: 116; [76]: 105; *Dermatocarpon miniatum* var. *aetneum* (Tornab.) Zahlbr. – [60]: 116; *Endocarpon complicatum* (Lightf.) Ach. – [53]: 240; *Endocarpon miniatum* (L.) Gärt. – [53]: 240<sup>R</sup>; [104]: 221; *Endocarpon miniatum* var. *canum* Kremp. – [104]: 195; *Endocarpon miniatum* var. *complicatum* (Lightf.) Schaer. – [104]: 199, 221; [105]: 229; *Endocarpon miniatum* var. *umbilicatum* Schaer. – [105]: 229; *Lichen miniatus* L. – [44]: 174<sup>R</sup>
- Dibaeis baeomyces* (L. f.) Rambold et Hertel – [28]: 468; [30]: 577; [40]: 146; [41]: 26, 171; *Baeomyces roseus* Pers. – [60]: 157; [77]: 230; [97]: 265; [104]: 195, 217; [105]: 116; [153]: 99; *Patellaria rosea* (Pers.) Hampe apud Fűrnr. – [53]: 244<sup>R</sup>
- Dimerella lutea* (Dicks.) Trevis. – [127]: 43, 72, 79
- Dimerella pineti* (Ach.) Vězda – [28]: 468; [30]: 577; [41]: 171, 172; [171]: 32, 44; *Microphiale diluta* (Pers.) Zahlbr. – [200]: 61
- Diploschistes gypsaceus* (Ach.) Zahlbr.; *Diploschistes ochrophanes* Lettau – [166]: 120
- Diploschistes muscorum* (Scop.) R. Sant. – [41]: 172; *Diploschistes bryophilus* (Ach.) Zahlbr. – [60]: 130; [166]: 116, 120; *Diploschistes terrestris* – [97]: 266; the combination *Diploschistes terrestris* does not exist. *Urceolaria scruposa* var. *terrestris* Pers. is synonymous with *Diploschistes muscorum* (Lumbusch in litt.).
- Diploschistes scruposus* (Schreb.) Norm. – [28]: 468; [41]: 19<sup>Sp</sup>, 24, 121, 124, 173, 174, 245, 293; [60]: 131; [77]: 228; [80]: 141; [97]: 253, 258; [166]: 116; [190]: 116; [218]: Tab. II, XVII, XXI; *Lichen scruposus* Schreb. – [44]: 151; *Parmelia scruposa* (Schreb.) Hepp – [104]: 217; *Psora scruposa* (Schreb.) Hampe apud Fűrnr. – [53]: 251; *Urceolaria scruposa* var. *vulgaris* Schaer. – [104]: 196, 198, 210, 212, 215; [105]: Tab. I, 170
- Diplotomma alboatrum* (Hoffm.) Flot.; *Buellia alboatra* (Hoffm.) Th. Fr. – [41]: 96; [127]: 45, 71, 75; *Buellia ambigua* (Ach.) Malme – [60]: 201; *Buellia epipolia* s. l. – [41]: 97; *Diplotomma epipolium* var. *laineum* Arnold – [19]: 590<sup>Sp</sup>; *Lecidea albo-atra* (Hoffm.) Chev. – [53]: 243<sup>R</sup>
- Diplotomma venustum* Körb.; *Buellia epipolia* s. l. – [41]: 97, 98; *Buellia venusta* (Körb.) Lettau – [165]: 69, 70
- Dirina massiliensis* Durieu et Mont.; *Dirina stenhammari* (Stenh.) Poelt et Follmann – [28]: 468
- Endocarpon pusillum* Hedw. – [3]: 29<sup>R</sup>; [41]: 174; [165]: 72; [226]: 653; *Dermatocarpon schaeferi* (Hepp) Körb. – [5]: 75<sup>R</sup>; [103]: 308<sup>R</sup>
- \**Endococcus propinquus* (Körb.) D. Hawksw. – [41]: 175; [207]: 102; *Tichothecium gemmiferum* (Taylor) Körb. – [165]: 91
- Enterographa zonata* (Körb.) Torrente et Egea – [28]: 468; [30]: 577; [41]: 175; [223]: 386; *Lichen epiphegus* Ach. – [44]: 147<sup>R</sup>; see [41]: 403<sup>R</sup>; *Opegrapha horistica* (Leight.) Stein – [174]: 400; [216]: 340; [217]: 199; [218]: Tab. I, Tab. II; *Opegrapha zonata* Körb. – [60]: 127; [80]: 141; [105]: Tab. I, 260
- +*Ephebe lanata* (L.) Vain.; *Lichen lanatus* L. – [81]: 149; see [41]: 405
- (°)*Epigloea bactrospora* Zukal – [61]: 217
- (°)*Epigloea medioincrassata* (Grümmann) Döbbeler; *Vorarlbergia medioincrassata* Grümmann – [61]: 217, 221
- Evernia divaricata* (L.) Ach. – [23]: 227<sup>Sp</sup>; [30]: 577; [41]: 175, 176, 324; [104]: 217; [128]: 336; [165]: 67; *Evernia prunastri* var. *divaricata* (L.) Hampe apud Fűrnr. – [53]: 247<sup>R</sup>; *Letharia divaricata* (L.) Hue – [60]: 190; [74]: 95, 98, 125, 147, 172; [77]: 237; [127]: 38, 42, 48, 50; [200]: 79; *Lichen divaricatus* L. – [44]: 192<sup>R</sup>; [81]: 149
- Evernia prunastri* (L.) Ach. – [23]: 227<sup>Sp</sup>; [28]: 468; [30]: 577; [41]: 23, 176, 298; [55]: 38<sup>R</sup>; [60]: 190; [74]: 94, 95, 112, 140, 147, 154, 156, 172, 173; [80]: 148; [97]: 270, 273; [104]: 217; [127]: 28, 38, 39, 41, 48, 50; [128]: 336; [165]: 67; [192]: 246; [209]: 229; *Evernia prunastri* f. *gracilis* Ach. – [60]: 190; [80]: 148; *Evernia prunastri* f. *soredifera* Ach. – [60]: 190; *Lichen prunastri* L. – [44]: 182<sup>R</sup>; *Physcia prunastri* (L.) DC. – [104]: 213
- Evernia prunastri* var. *herinii* (Duv.) Maas Geest. – [41]: 176
- Fellhanera bouteillei* (Desm.) Vězda – [28]: 468; [30]: 577; [41]: 177; *Catillaria bouteillei* (Desm.) Zahlbr. – [220]: 119
- Fellhanera subtilis* (Vězda) Diederich et Sérus. – [28]: 468; [171]: 44; [223]: 395; *Bacidia subtilis* Vězda – [166]: 123
- Fellhanera viridisoediata* Aptroot, Brand et Spier – [28]: 468
- Fellhaneropsis myrtillicola* (Erichsen) Sérus. et Coppins – [28]: 468
- Flavocetraria cucullata* (Bellardi) Kärnefelt et Thell; *Cetraria cucullata* (Bellardi) Ach. – [54]: 31; [60]: 189; [65]: 21<sup>Bw</sup>; [77]: 237; [78]: 287; [104]: 215, 217; [105]: 122; [113]: 219<sup>Bw</sup>; [218]: Tab. 3; [223]: 273

- Flavocetraria nivalis* (L.) Kärnefelt et Thell; *Cetraria nivalis* (L.) Ach. – [3]: 173<sup>Bw</sup>; [54]: 31; [60]: 190; [77]: 237; [78]: 290; [98]: 95, 96; [104]: 215, 217; [105]: Tab. I, 122; [113]: 219<sup>Bw</sup>; [122]: 197<sup>Bw</sup>; [218]: Tab. 3; [223]: 273; *Lichen nivalis* L. – [198]: 524
- Flavoparmelia caperata* (L.) Hale; *Lichen caperatus* L. – [44]: 169<sup>R</sup>; [81]: 136<sup>R</sup>; *Lobaria caperata* (L.) Hoffm. – [53]: 248<sup>R</sup>; *Parmelia caperata* (L.) Ach. – [41]: 23, 242; [60]: 186; [77]: 236; [104]: 195, 217; [190]: 116
- Fruitedella caesioatra* (Schaer.) Kalb – [91]: 584; [101]: 501; *Lecidea caesioatra* Schaer. – [60]: 140; [114]: 199; [165]: 85; [218]: Tab. 3; *Lecidella caesioatra* (Schaer.) Kalb – [89]: 305; *Lecidea arctica* Sommerf. – [102]: 243; [104]: 202, 215, 220; [105]: 198; [113]: 146<sup>Bw</sup>; [122]: 65<sup>Bw</sup>; *Lecidella arctica* (Sommerf.) Körb. – [105]: Tab. I; [148]: 101
- Fuscidea austera* (Nyl.) P. James – [41]: 177, 178; [223]: 401; *Lecidea aggregatilis* Grummann – [165]: 84; [217]: 199, 201; [218]: Tab. XIX
- Fuscidea cyathoides* (Ach.) V. Wirth et Vězda – [28]: 466, 468; [223]: 401; *Biatora rivulosa* (Ach.) Th. Fr. – [104]: 220; *Biatora rivulosa* f. *saxicola* Fr. – [104]: 198; *Biatora rivulosa* var. *superficialis* (Schaer.) Körb. – [105]: 215; *Biatora rivulosa* var. *superficialis* f. *saxicola* Kremp. – [104]: 202; *Lecidea cyathoides* (Ach.) Ach. – [60]: 145; *Lecidea rivulosa* Ach. – [129]: 25
- Fuscidea kochiana* (Hepp) V. Wirth et Vězda – [223]: 401; *Biatora rivulosa* var. *kochiana* (Hepp) Fr. – [104]: 210, 212, 216, 220; [105]: 215; *Lecidea kochiana* Hepp – [60]: 146; [77]: 230; [80]: 143; [113]: 143<sup>Bw</sup>; [218]: Tab. XIX, XX, XXIII; *Lecidea kochiana* var. *albescens* (Lamy) H. Magn. – [76]: 110
- + *Fuscidea gothoburgensis* (H. Magn.) V. Wirth et Vězda; *Fuscidea maculosa* (H. Magn.) Poelt – [145]: 8; [171]: 44; [223]: 405; *Lecidea gothoburgensis* H. Magn. – [217]: 199; [218]: 74, 75, Tab. I, II, Tab. 3; *Lecidea gothoburgensis* f. *maculosa* H. Magn. – [216]: 340
- + *Fuscidea praeurptorium* (Du Rietz et H. Magn.) V. Wirth et Vězda – [223]: 405; *Lecidea praeurptorium* Du Rietz. et H. Magn. (“praeurptorum”) – [166]: 135
- + *Fuscidea pusilla* Tønsberg – [171]: 32, 44
- Fuscopannaria leucophaea* (Vahl) P. M. Jørg.; *Lecanora microphylla* (“Westr.”) Ach. – [53]: 250<sup>R</sup>; *Pannaria leucophaea* (Vahl) P. M. Jørg. – [41]: 240<sup>Sp</sup>; *Pannaria microphylla* (“Westr.”) A. Massal. – [23]: 234<sup>Sp</sup>; [105]: Tab. I, 145; *Pannaria microphylla* var. *turgida* (Schaer.) Kernst. – [105]: 145; *Parmelia microphylla* (“Westr.”) Fr. – [104]: 199, 209, 217; *Parmeliella microphylla* (“Westr.”) Müll. Arg. – [60]: 136
- Graphis scripta* (L.) Ach. – [28]: 468; [30]: 577; [41]: 83, 178; [60]: 128; [74]: 88, 146; [77]: 227; [80]: 141; [104]: 213; [127]: 27, 28, 30, 72, 79; [128]: 336; [171]: 44; [175]: 51; *Graphis scripta* var. *limitata* (Pers.) Arnold – [60]: 129; *Graphis scripta* var. *pulverulenta* (Pers.) Ach. – [53]: 241<sup>R</sup>; *Graphis scripta* var. *pulverulenta* f. *abietina* (Schaer.) Sandst. – [60]: 129; *Lichen betulignus* (Ach.) Ach. – [44]: 148<sup>R</sup>; *Lichen literellus* Ach. – [44]: 148<sup>R</sup>; *Lichen scriptus* L. – [44]: 148<sup>R</sup>; *Lichen serpentinus* Ach. – [44]: 148<sup>R</sup>; see [41]: 407<sup>R</sup>; *Opegrapha scripta* (L.) Ach. – [104]: 221
- + *Gyalecta derivata* (Nyl.) H. Olivier – [171]: 33, 44
- Gyalecta flotowii* Körb. – [76]: 107; [87]: 94; [113]: 125<sup>Bw</sup>; [127]: 32, 72, 80; [171]: 33, 43, 44; [200]: 61; [211]: 23; [216]: 338
- Gyalecta geoica* (Ach.) Ach.; *Secoliga geoica* (Wahlenb.) Körb. – [103]: 112<sup>R</sup>
- Gyalecta jenensis* (Batsch) Zahlbr. – [41]: 179; *Lichen cupularis* Hedw. – [44]: 155<sup>R</sup>
- Gyalecta truncigena* (Ach.) Hepp – [41]: 179; [74]: 83; [127]: 32, 72, 80; [200]: 61
- Gyalecta ulmi* (Sw.) Zahlbr. – [41]: 180<sup>R</sup>; [60]: 131; [74]: 83; [127]: 32, 72, 80; [171]: 33, 43, 44; [200]: 61; [211]: 15; [216]: 338; *Lecanora rubra* (Hoffm.) Ach. – [104]: 213; *Parmelia rubra* (Hoffm.) Ach. – [104]: 217; *Psora rubra* (Hoffm.) Hampe – [53]: 251<sup>R</sup>
- Gyalidea fritzei* (Stein) Vězda – [166]: 130; [167]: 9; [218]: Tab. 3
- Gyalideopsis anastomosans* P. James et Vězda – [28]: 466, 468; [30]: 577; [41]: 180
- Haematomma ochroleucum* (Neck.) J. R. Laundon – [41]: 180<sup>Sp</sup>; [192]: 251; [223]: 417; *Haematomma coccineum* (Dicks.) Körb. – [23]: 236<sup>Sp</sup>; [116]: 6<sup>Sp</sup>; [218]: Tab. II; *Lichen haematomma* Dicks. – [44]: 154<sup>R</sup>; *Psora haematomma* (Ehrh.) Hampe – [53]: 251<sup>R</sup>
- Haematomma ochroleucum* var. *porphyricum* (Pers.) J. R. Laundon – [223]: 417; *Haematomma porphyricum* (Pers.) Zopf – [166]: 120
- Heppia lutosa* (Ach.) Nyl. – [24]: 24; [41]: 181
- Heterodermia speciosa* (Wulfen) Trevis. – [127]: 43, 54, 60; *Anaptychia speciosa* (Wulfen) A. Massal. – [60]: 206; [74]: 168; [141]: 76; [183]: 59
- Hymenelia epulotica* (Ach.) Lutzoni; *Ionaspis epulotica* (Ach.) Arnold – [60]: 182; [80]: 142
- Hymenelia heteromorpha* (Kremp.) Lutzoni; *Ionaspis heteromorpha* (Kremp.) Arnold – [60]: 182
- Hymenelia prevostii* (Duby) Kremp. – [41]: 182; *Hymenelia prevostii* var. *rosea* Kremp. – [105]: 167<sup>Bf</sup>; *Lecanora prevostii* (Duby) Th. Fr. – [60]: 176

- Hypocnomyce caradocensis* (Nyl.) P. James et Gotth. Schneid. – [171]: 33, 45  
*Hypocnomyce scalaris* (Ach.) M. Choisy – [28]: 468, 471; [30]: 577; [41]: 21<sup>Sp</sup>, 182; [127]: 33, 72, 81; [190]: 116; [196]: 87; *Lecidea scalaris* (Lilj.) Ach. – [55]: 47<sup>R</sup>; [60]: 148; *Psora ostreata* Hoffm. – [97]: 271, 273  
*Hypogymnia austerodes* (Nyl.) Räsänen – [166]: 124  
*Hypogymnia bitteri* (Lyng.) Ahti – [127]: 38, 54, 60; [128]: 336, 338, 339; [165]: 61; [220]: 122; [223]: 428; *Parmelia obscurata* auct. – [3]: 140<sup>Bw</sup>; [73]: 11  
*Hypogymnia farinacea* Zopf – [41]: 183; [171]: 45; *Hypogymnia bitteriana* (Zahlbr.) Räsänen – [127]: 34, 39, 41, 42, 55, 60; [128]: 336; [166]: 115; *Parmelia bitteriana* Zahlbr. – [60]: 184; [77]: 235; [78]: 53; [80]: 146; [97]: 273; *Parmelia farinacea* Bitter – [3]: 140<sup>Bw</sup>; [74]: 139, 140, 141, 146  
*Hypogymnia physodes* (L.) Nyl. – [26]: 146; [28]: 468; [30]: 577; [41]: 23, 183, 184, 324; [55]: 39<sup>R</sup>; [127]: 25, 26, 27, 28, 30, 31, 33, 34, 38, 39, 41, 42, 43, 55, 60; [128]: 336, 338; [165]: 59, 61; [166]: 115, 126; [171]: 45; [190]: 116, 388; [192]: 246; [193]: 569; [200]: 77; [218]: Tab. XXIII; *Imbricaria physodes* (L.) DC. – [23]: 232<sup>Sp</sup>; *Lichen physodes* L. – [44]: 168<sup>R</sup>; *Lobaria physodes* (L.) Hoffm. – [53]: 248<sup>R</sup>; [81]: 136<sup>R</sup>; *Parmelia ceratophylla* var. *physodes* (L.) Schaer. – [104]: 199; *Parmelia physodes* (L.) Ach. – [60]: 185; [74]: 84, 94, 95, 98, 106, 112, 125, 126, 139, 140, 141, 146, 154, 157, 172, 173; [77]: 235; [97]: 258, 266, 267, 270; [104]: 196, 217; [200]: 77; [209]: 229; *Parmelia physodes* f. *labrosa* Ach. – [60]: 185; *Parmelia physodes* f. *vittatoides* Mereschk. – [60]: 185; [97]: 271  
*Hypogymnia tubulosa* (Schaer.) Hav. – [28]: 468; [30]: 577; [41]: 23, 184, 185, 324; [127]: 34, 38, 42, 55, 60; [128]: 336; *Parmelia tubulosa* (Schaer.) Bitter – [60]: 185; [74]: 126, 141, 146, 157; [77]: 235; [78]: 74; [97]: 273  
*Hypogymnia vittata* (Ach.) Parrique – [41]: 400; [127]: 34, 38, 55, 60; [128]: 336; [171]: 43, 45; [223]: 432; *Imbricaria physodes* var. *vittata* (Ach.) Körb. – [7]: 589; [23]: 232<sup>Sp</sup>; *Imbricaria vittata* (Ach.) Arnold – [15]: 162; *Parmelia physodes* var. *vittata* Ach. – [104]: 198, 217; *Parmelia vittata* (Ach.) Nyl. – [3]: 139<sup>Bw</sup>; [60]: 185; [74]: 106, 112, 139, 140, 141, 157, 172; [77]: 235; [78]: 70; [200]: 77  
*Hypotrachyna revoluta* (Flörke) Hale; *Parmelia revoluta* Flörke – [104]: 197  
*Hypotrachyna sinuosa* (Sm.) Hale; *Parmelia sinuosa* (Sm.) Ach. – [3]: 152<sup>Bw</sup>; [60]: 188; [104]: 195, 197, 212, 217; [105]: 131; [113]: 225<sup>Bw</sup>; [122]: 189<sup>Bw</sup>; [204]: 11<sup>Bw</sup>  
*Icmadophila ericetorum* (L.) Zahlbr. – [41]: 185; [60]: 182; [77]: 234; [80]: 144; [223]: 433; *Biatora icmadophila* (L.f.) Fr. – [104]: 197, 220; *Lichen aeruginosus* Scop. – [44]: 155<sup>R</sup>; *Lichen elveloides* Weber – [81]: 150; [198]: 512<sup>Bw</sup>; *Lichen ericetorum* L. – [44]: 159<sup>R</sup>; see [41]: 403<sup>R</sup>; *Patellaria icmadophila* (L.) Müll. Arg. – [53]: 244<sup>R</sup>  
*Immersaria athroocarpa* (Ach.) Rambold et Pietschm.; *Lecidea athroocarpa* (Ach.) Ach. – [216]: 340; [218]: Tab. XX, XXI, XXII  
*Imshaugia aleurites* (Ach.) S. L. F. Meyer – [28]: 468; [41]: 186, 187; *Lichen aleurites* Ach. – [44]: 168<sup>R</sup>; *Parmelia aleurites* (Ach.) Ach. – [104]: 217; *Parmelia ambigua* var. *albescens* (Wahlenb.) Fr. – [104]: 217; *Parmeliopsis aleurites* (Ach.) Nyl. – [60]: 184; [77]: 235; [127]: 33, 34, 55, 66; [175]: 110  
*Ionaspis ceracea* (Arnold) Hafellner et Türk; *Aspicilia ceracea* Arnold – [18]: 409; *Hymenelia ceracea* (Arnold) Poelt et Vězda – [41]: 181  
*Ionaspis lacustris* (With.) Lutzoni; *Aspicilia lacustris* (With.) Th. Fr. – [97]: 262; *Lecanora lacustris* (With.) Nyl. – [60]: 175  
*Ionaspis odora* (Ach.) Stein – [60]: 182; [157]: 168; [218]: Tab. 3; [223]: 436  
*Lasallia pustulata* (L.) Méral – [28]: 468; [41]: 23, 85, 96, 97, 119, 124, 186, 187, 251, 282, 323, 388; [60]: 165; [105]: Tab. I, 180; [151]: 59; [190]: 116; [192]: 246; [218]: Tab. X; [223]: 438; *Lichen pustulatus* L. – [44]: 175; [81]: 146; *Umbilicaria pustulata* (L.) Hoffm. – [33]: 198; [51]: 257<sup>Bw</sup>; [53]: 242<sup>R</sup>; [60]: 165; [76]: 112; [77]: 232; [79]: 126; [80]: 145; [97]: 256, 258, 260; [104]: 196, 199, 221  
*Lecanactis abietina* (Ach.) Körb. – [45]: 60; [60]: 129; [73]: 5; [74]: 95, 98; [77]: 227; [80]: 141; [127]: 25, 72, 81; [171]: 45; [223]: 440; *Lecanactis abietina* b. *spermogonifera* Kremp. – [105]: 262; *Pyrenotheca leucocephala* (Ach.) Fr. – [104]: 197, 213, 221  
+*Lecanactis dilleniana* (Ach.) Körb. – [165]: 81; [220]: 118  
*Lecanactis latebrarum* (Ach.) Arnold – [28]: 468; [41]: 187<sup>Sp</sup>; [45]: 169<sup>Sp</sup>; [171]: 45; [223]: 443; *Leptra latebratum* (Ach.) Rabenh. – [24]: 48<sup>Sp</sup>  
*Lecania cuprea* (A. Massal.) van den Boom et Coppins – [19]: 570; [41]: 187  
*Lecania cyrtella* (Ach.) Th. Fr. – [28]: 468; [30]: 577; [41]: 188; *Biatora cyrtella* (Ach.) Th. Fr. – [13]: 527; *Lecidea anomala* var. *cyrtella* (Ach.) Ach. – [104]: 209  
*Lecania erysibe* (Ach.) Mudd – [218]: 56  
*Lecania naegelii* (Hepp) Diederich et van den Boom – [28]: 468; *Bacidia naegelii* (Hepp) Zahlbr. – [41]: 89; [60]: 153; [127]: 45, 71, 74; [200]: 64; *Lecidea naegelii* (Hepp) Stizenb. – [202]: 20<sup>R</sup>

- Lecanora albella* (Pers.) Ach. – [41]: 190; [74]: 84; *Lecanora pallida* (Schreb.) Rabenh. – [59]: 494; [60]: 179; [104]: 197; [127]: 27, 28, 30, 31, 72, 83; [128]: 336; *Parmelia albella* (Pers.) Ach. – [104]: 217; *Psora albella* (Pers.) Hampe apud Fürnrohr – [53]: 251<sup>R</sup>
- Lecanora albescens* (Hoffm.) Branth et Rostr. – [28]: 468; [30]: 577; [41]: 191; [60]: 176; [77]: 233; [218]: 56
- Lecanora allophana* Nyl. – [30]: 577; [41]: 122, 191; [127]: 45, 72, 81; [165]: 61; [128]: 336; *Lecanora subfusca* (L.) Ach. (nom. rej.) – [74]: 84, 88, 94, 146, 157; [77]: 233; [104]: 197; *Lecanora subfusca* var. *vulgaris* Rabenh. – [104]: 213; *Lichen subfuscus* L. – [44]: 154<sup>R</sup>; see [41]: 408<sup>R</sup>; *Parmelia subfusca* (L.) Ach. – [104]: 217
- Lecanora argentata* (Ach.) Malme – [30]: 577; [41]: 192; [171]: 45; *Lecanora subfuscata* H. Magn. – [60]: 181; [97]: 270, 273; [127]: 27, 28, 30, 31, 34, 38, 39, 41, 72, 83; [128]: 336; [190]: 116
- Lecanora bicincta* Ramond – [60]: 177; *Lecanora rupicola* f. *caerulata* (Ach.) Zahlbr. – [60]: 180; *Lecanora stenhammari* (Körb.) Jatta – [113]: 210<sup>Bw</sup>; *Lecidea caesiopruinosa* Schaer. – [104]: 215, 220; *Zeora caesiopruinosa* Kremp. – [105]: Tab. 1, 166
- Lecanora cadubriae* (A. Massal.) Hedl. – [88]: 241; [127]: 72, 81; [165]: 61; [223]: 467
- +*Lecanora caesiosora* Poelt – [165]: 82
- Lecanora campestris* (Schaer.) Hue – [28]: 468; [41]: 192, 193; [165]: 78, 82; *Lecanora subfusca* var. *campestris* (Schaer.) Rabenh. – [105]: 149; *Parmelia subfusca* var. *campestris* (Schaer.) Kremp. – [104]: 195, 217
- Lecanora carpinea* (L.) Vain. – [30]: 577; [41]: 122, 193, 194, 298; [55]: 38; [60]: 177; [97]: 270, 273; [127]: 31, 72, 82; [128]: 336; [165]: 67; *Lecanora carpinea* f. *cinerella* (Flörke) Erichsen – [60]: 177; *Lichen angulosus* Schreb. – [44]: 156<sup>R</sup>; *Psora subfusca* var. *angulosa* (Schreb.) Hampe – [53]: 251<sup>R</sup>
- +*Lecanora cateilea* (Ach.) A. Massal. – [104]: 211; *Lecanora subfusca* var. *cateilea* Ach. – [104]: 196; *Parmelia cateilea* (Ach.) Kremp. – [104]: 217
- Lecanora cenisia* Ach. – [60]: 177; [80]: 145; [104]: 198, 211, 212, 214; [105]: 150; [111]: 74; [113]: 204<sup>Bw</sup>; [218]: Tab. II; [223]: 469; *Lecanora atryneae* (Ach.) Nyl. – [60]: 177; [113]: 204<sup>Bw</sup>; [200]: 74; *Lecanora cenisia* var. *integrella* Schaer. – [105]: 151; *Lecanora cenisia* var. *soredians* Suza – [166]: 130; *Lecanora subfusca* var. *atryneae* Ach. – [105]: 149; *Parmelia cenisia* (Ach.) Kremp. – [104]: 217
- Lecanora chlorotera* Nyl. – [28]: 468; [30]: 577; [41]: 194, 336; [55]: 40<sup>R</sup>, 41; [127]: 31, 45, 72, 82; [128]: 336; [165]: 61, 62; [208]: 228
- Lecanora chloroleprosa* (Vain.) H. Magn. – [166]: 111, 131
- Lecanora conferta* (Fr.) Grognot – [60]: 178; *Lecanora subfusca* var. *conferta* (Fr.) Schaer. – [104]: 195; [105]: 149
- Lecanora conizaeoides* Cromb. – [30]: 577; [41]: 194, 195; [55]: 40, 43; [83]: 388; [171]: 42, 45; *Lecanora varia* f. *pityrea* (Erichsen) Grummann – [60]: 181; [97]: 263
- Lecanora crenulata* Hook. – [28]: 468; [41]: 196; [60]: 178; *Lecanora subfusca* f. *crenulata* de Lesd. – [105]: 149
- Lecanora dispersa* (Pers.) Sommerf. – [24]: 29<sup>Sp</sup>; [28]: 469; [41]: 196, 197; [55]: 44<sup>R</sup>; [60]: 178; [97]: 263; [165]: 69; [218]: 56
- Lecanora epanora* (Ach.) Ach. – [28]: 469; [60]: 178; [79]: 127; [157]: 168; [165]: 82; [166]: 132; [216]: 339; [218]: 21, Tab. XVI, Tab. 19; [223]: 473
- Lecanora expallens* Ach. – [28]: 469; [30]: 577; [41]: 198; [127]: 72, 82; [128]: 336; [166]: 124; [171]: 45
- Lecanora exspersa* Nyl. – [171]: 33, 45
- Lecanora garovaglii* (Körb.) Zahlbr. – [41]: 199, 201, 292, 390, 391; [60]: 182; [162]: 511
- Lecanora hagenii* (Ach.) Ach. – [12]: 571; [30]: 577; [55]: 44<sup>R</sup>; [60]: 179; [104]: 214; *Lecanora umbrina* f. *lithophila* (Wallr.) Kreyer – [60]: 181
- +*Lecanora handelii* J. Steiner – [166]: 132; [223]: 477
- +*Lecanora intricata* (Ach.) Ach. – [30]: 577; [41]: 199; [60]: 179; [77]: 233; [80]: 146; [97]: 253, 256, 258; [165]: 88; [194]: 49; [200]: 75; [218]: Tab. XVII, XX; [223]: 477; *Biatora polytropa* var. *intricata* (Ach.) Fr. – [104]: 220; *Lecanora polytropa* var. *intricata* (Ach.) Schaer. – [104]: 220; [105]: 152
- Lecanora intumescens* (Rebent.) Rabenh. – [41]: 199; [60]: 179; [77]: 233; [127]: 30, 31, 72, 82; [128]: 336; [200]: 74
- Lecanora latro* Poelt – [165]: 83; [166]: 133; [218]: Tab. XVII, Tab. 3
- Lecanora lojkaeana* Szatala – [41]: 200; [164]: 260<sup>Sp</sup>
- Lecanora marginata* (Schaer.) Hertel et Rambold; *Lecidea elata* Schaer. – [60]: 141; [131]: 127; [218]: Tab. 3; *Lecidea marginata* Schaer. – [60]: 143; [105]: 192; [122]: 71<sup>Bw</sup>; *Lecidella marginata* (Schaer.) Körb. – [105]: Tab. I
- Lecanora mughicola* Nyl. – [60]: 179; [157]: 168
- Lecanora orosthea* (Ach.) Ach. – [28]: 469; [41]: 23, 200, 201, 202; [97]: 255; [223]: 479; *Biatora orosthea* (Ach.) W. Mann – [104]: 212; *Lecidea sulphurea* f. *orosthea* (Ach.) Poelt – [165]: 82; *Lecidea sulphurea* f. *petrophila* (Th. Fr.) Hedl. – [60]: 147; *Parmelia orosthea* (Ach.) Fr. – [104]: 195, 217; *Zeora orosthea* (Ach.) Flot. – [105]: 166

- Lecanora persimilis* (Th. Fr.) Nyl. – [28]: 469  
*Lecanora phaeostigma* (Körb.) Almb.; *Biatora phaeostigma* Körb. – [105]: 217; *Lecanora obscurella* (Sommerf.) Hedl. – [60]: 179; [127]: 72, 82  
*Lecidea obscurella* (Sommerf.) Nyl. – [76]: 110  
*Lecanora polytropa* (Hoffm.) Rabenh. – [28]: 469; [41]: 86, 96, 202, 295, 307, 323, 388; [60]: 180; [77]: 233; [80]: 146; [97]: 253, 256, 258, 260; [165]: 88; [217]: 201; [218]: Tab. V, VI, XVII, XIX, XX, XXI, XXII; *Biatora polytropa* (Ehrh.) Fr. – [104]: 220; *Lecanora ehrhartiana* (Ach.) Fr. – [53]: 250<sup>R</sup>; *Lecanora polytropa* var. *alpigena* (Ach.) Rabenh. – [60]: 180; [104]: 202, 215; [105]: Tab. I, 151; *Lecanora polytropa* var. *alpigena* f. *acrustacea* Schaer. – [104]: 210; *Lecanora polytropa* var. *campestris* (Wallr.) Rabenh. – [60]: 180; [105]: 151; *Lecanora polytropa* var. *campestris* f. *acrustacea* Schaer. – [104]: 199  
*Lecanora populicola* (DC.) Duby; *Lecanora distans* (Ach.) Nyl. – [60]: 178  
*Lecanora pulicaris* (Pers.) Ach. – [30]: 577; [41]: 203; [127]: 72, 83; [128]: 336; [171]: 45; *Lecanora chlorona* (Ach.) Nyl. – [97]: 270; *Lecanora coilocarpa* (Ach.) Nyl. – [89]: 304; *Lecanora pinastri* (Schaer.) H. Magn. – [60]: 180; [80]: 146  
*Lecanora ramulicola* (H. Magn.) Printzen et P. May – [169]: 67; [171]: 34, 45  
*Lecanora rouxii* S. Ekman et Tønberg; *Lepraria flavescens* Cl. Roux et Tønberg – [41]: 218  
*Lecanora rupicola* (L.) Zahlbr. – [28]: 469; [41]: 86, 121, 199, 203, 204, 251, 282; [60]: 180; [77]: 233; [97]: 257, 258; [165]: 78, 83; [208]: 214; *Lichen rupicola* L. – [81]: 144; see [41]: 407; *Lecanora glaucoma* var. *sordida* (Pers.) Chev. – [104]: 199; *Lecanora rupicola* var. *rupicola* (L.) Zahlbr. – [118]: 150; *Parmelia glaucoma* (Hoffm.) Ach. – [104]: 195, 196, 197, 217  
+*Lecanora rupicola* subsp. *subplanata* (Nyl.) Leuckert et Poelt – [41]: 204; *Lecanora subplanata* Nyl. – [165]: 75, 84; *Lecanora subradiosa* Nyl. – [24]: 29<sup>Sp</sup>; [164]: 259; [165]: 84; [166]: 133; [218]: Tab. 21  
*Lecanora saligna* (Schrad.) Zahlbr. – [41]: 205; [60]: 180; [127]: 45, 72, 83; *Lecanora effusa* (Hoffm.) Ach. – [200]: 75  
+*Lecanora saligna* var. *sarcopis* (Ach.) Hillmann – [41]: 205  
*Lecanora sambuci* (Pers.) Nyl. – [30]: 577; [41]: 205; [89]: 304  
+*Lecanora silvae-nigrae* V. Wirth – [41]: 205, 206; [216]: 339; [218]: Tab. XVII, XX; [223]: 486  
+*Lecanora soralifera* (Suza) Räsänen non H. Magn. – [166]: 133; [217]: 201; [218]: Tab. XVII, XIX, Tab. 19; [223]: 487; *Lecanora intricata* var. *soralifera* Suza – [73]: 10  
+*Lecanora subaurea* Zahlbr. – [218]: Tab. 19; [223]: 488; *Lecanora hercynica* Poelt et Ullrich 1964 – [165]: 83  
*Lecanora subcarnea* (Lilj.) Ach. – [28]: 469; [217]: 199  
*Lecanora subcarpineae* Szatala – [41]: 206  
*Lecanora subintricata* (Nyl.) Th. Fr. – [127]: 34, 72, 84; [165]: 62; [223]: 489  
*Lecanora sulphurea* (Hoffm.) Ach. – [30]: 577; [41]: 203, 206, 282, 294, 388; [165]: 78; *Lecanora polytropa* var. *sulphurea* (Hoffm.) Schaer. – [104]: 202, 212, 214, 220; *Lecidea sulphurea* (Hoffm.) Wahlenb. – [60]: 147; *Zeora sulphurea* (Hoffm.) Flot. – [105]: 165  
*Lecanora swartzii* (Ach.) Ach. – [118]: 162; [223]: 490  
*Lecanora symmicta* (Ach.) Ach. – [28]: 469; [30]: 577; [41]: 77<sup>R</sup>, 207; [127]: 31, 34, 72, 84; [171]: 45; *Lecanora symmicta* Nyl. – [74]: 105; [76]: 113  
+*Lecanora symmicta* var. *aitema* (Ach.) Th. Fr.; *Lecanora aitema* (Ach.) Hepp – [80]: 145; *Lecidea symmicta* var. *aitema* (Ach.) H. Magn. – [60]: 148  
++*Lecanora thysanophora* R. C. Harris – [171]: 34, 45  
*Lecanora umbrina* (Ach.) A. Massal. – [28]: 469; [55]: 44<sup>R</sup>; [60]: 181; [79]: 127; *Lecanora hageni* var. *umbrina* f. *saxicola* Rabenh. – [105]: 151  
*Lecanora varia* (Hoffm.) Ach. – [28]: 469; [41]: 207; [55]: 46; [60]: 181; [77]: 233; [97]: 269, 270, 273; [128]: 336; *Lichen varius* Hoffm. – [44]: 152<sup>R</sup>  
*Lecidea albobuscens* Nyl. – [171]: 34, 42, 45  
*Lecidea auriculata* Th. Fr. – [60]: 139; [80]: 143; [165]: 85  
*Lecidea betulicola* (Kullh.) H. Magn. – [127]: 34, 73, 84  
+*Lecidea commaculans* Nyl. – [223]: 517  
*Lecidea confluens* (Weber) Ach. – [60]: 140; [76]: 109; [79]: 124; [104]: 215, 220; [113]: 146<sup>Bw</sup>; [199]: 320; [218]: Tab. VI, XVII, XIX, Tab. 3; [223]: 512; *Lecidea confluens* var. *leucitica* Schaer. – [104]: 202; [105]: 187; *Lecidea confluens* f. *minuta* Schaer. – [104]: 202; *Lecidea confluens* var. *vulgaris* Schaer. – [104]: 202, 210; [105]: 187; *Lecidea leucitica* (Schaer.) Arnold – [60]: 142; *Lichen confluens* Weber – [81]: 148; see [41]: 403  
*Lecidea erythrophaea* Sommerf. – [171]: 34, 45  
*Lecidea exigua* Chaub. – [88]: 242

- Lecidea fuscoatra* (L.) Ach. – [28]: 469; [41]: 121, 124, 199, 201, 208, 209, 251, 292, 307, 312; [60]: 141; [70]: 107; [80]: 143; [104]: 197, 220; [165]: 76; [190]: 116; [218]: Tab. XVI; *Lecidea confervoides* var. *fusco-atra* (L.) Schaer. – [104]: 199, 210, 215; *Lecidea fumosa* (Hoffm.) Ach. – [104]: 195; [105]: Tab. I, 189; *Lecidea fumosa* var. *grisella* (Schaer.) Müll. Arg. – [105]: 190; *Lecidea fumosa* var. *nitida* Schaer. – [104]: 202; [105]: 190; *Lecidea fuscoatra* f. *sorediosa* Blomb. – [165]: 85; *Lecidea grisella* Flörke – [97]: 254
- Lecidea lapicida* (Ach.) Ach. – [60]: 142; [97]: 258; [199]: 339; [218]: Tab. XVII, XX, XXI; [223]: 515; *Lecidea lapicida* f. *ochromeliza* (Nyl.) Harm. – [60]: 142; *Lecidea variegata* Fr. – [105]: 189
- Lecidea lapicida* var. *pantherina* Ach. – [223]: 515; *Lecidea ambigua* var. *lactea* (Flot.) Fr. – [104]: 202, 220; *Lecidea lithophila* f. *cyanea* (Ach.) Nyl. – [60]: 142; *Lecidea pantherina* (Ach.) Th. Fr. – [60]: 143; [113]: 150<sup>Bw</sup>; [218]: XVII, XIX, XXI
- Lecidea leprarioides* Tønsberg – [171]: 34, 45
- Lecidea lithophila* (Ach.) Ach. – [30]: 577 (cf.); [33]: 208; [41]: 400 (cf.), 401; [60]: 142; [192]: 246; [199]: 349; [217]: 203; [218]: Tab. VI; ? *Lecidea lithophila* f. *ochracea* (Nyl.) Arnold – [60]: 142; *Lecidella pruinosa* (Ach.) Nyl. – [105]: 192; Tab. I, 192; *Lecidella pruinosa* f. *oxydata* (Sm.) Körb. – [105]: 192
- Lecidea lurida* (Ach.) DC. – [41]: 209, 210, 320; *Psora lurida* (Ach.) DC. – [105]: 183
- Lecidea nylanderii* (Anzi) Th. Fr. – [171]: 35, 42, 43, 45
- Lecidea plana* (J. Lahm) Nyl. – [60]: 143; [70]: 113; [97]: 253, 254; [217]: 203; [218]: Tab. VI; *Lecidea latypea* Ach. – [60]: 142
- Lecidea pullata* (Norman) Th. Fr. – [127]: 34, 73, 85; [166]: 125; [171]: 45; [216]: 342; [223]: 521; *Biatora pullata* Norman – [73]: 5; [74]: 106
- Lecidea sarcogynoides* Körb. – [41]: 210; [165]: 75
- +*Lecidea silacea* Ach. (1803)–[104]: 199, 210; [218]: Tab. 19; [223]: 516; *Lichen silaceus* Ach. – [44]: 158; see [41]: 408
- +*Lecidea sphaerella* Hedl. – [165]: 62
- Lecidea sudetica* Körb. – [105]: Tab. I, 187; [122]: 68<sup>Bw</sup>; *Lecidea pantherina* var. *achariana* f. *sudetica* (Körb.) H. Magn. – [60]: 143
- +*Lecidea tessellata* Flörke – [60]: 144; *Lecidea spilota* Fr. – [104]: 198, 211, 215, 220
- Lecidea turgidula* Fr. – [127]: 73, 85; [165]: 63; [223]: 521
- +*Lecidea variegatula* Nyl. – [166]: 136; [223]: 521
- Lecidea viriduloatra* de Lesd. – [60]: 144; [157]: 167; [159]: 52
- Lecidella anomaloides* (A. Massal.) Hertel et H. Kiliias – [28]: 469; [100]: 5; [223]: 523; *Lecidea goniophila* Flörke sensu H. Magn. – [60]: 141; [163]: 88; *Lecidella goniophila* (Flörke) Körb. – [166]: 121
- Lecidella asema* (Nyl.) Knoph et Hertel – [41]: 210; [223]: 523; *Lecidea subincongrua* var. *subincongrua* Nyl. – [60]: 144; [163]: 86
- Lecidella carpathica* Körb. – [41]: 211; [165]: 77; *Lecidea carpathica* (Körb.) Szatala – [60]: 140; *Lecidella sabuletorum* (Fr.) Körb. – [41]: 401; [105]: 194
- Lecidella effugiens* (Nilson) Knoph et Hertel – [41]: 211; [121]: 6; [223]: 525
- Lecidella elaeochroma* (Ach.) M. Choisy – [28]: 469; [30]: 577; [41]: 122, 199, 211, 212, 240; [55]: 48; [127]: 28, 31, 73, 85; [171]: 45; *Lecanora elaeochroma* Ach. – [128]: 336; *Lecidea ambigua* (A. Massal.) Jatta – [105]: 189; *Lecidea elaeochroma* (Ach.) Ach. – [60]: 140; *Lecidea elaeochroma* var. *rugulosa* (Ach.) Müll. Arg. – [60]: 140; *Lecidea elaeochroma* var. *tumidula* (A. Massal.) Müll. Arg. – [60]: 141; *Lecidea enteroleuca* Ach. – [104]: 220; *Lecidea glomerulosa* (DC.) Steudel – [60]: 141; *Lecidea parasema* auct. – [53]: 242<sup>R</sup>; [74]: 84, 94; [97]: 270; [104]: 197, 220; *Lecidea sabuletorum* var. *enteroleuca* (Ach.) Fr. – [104]: 195, 220; *Lecidella enteroleuca* var. *tumidula* (A. Massal.) Kremp. – [105]: 197; *Lichen parasemus* Ach. – [44]: 157<sup>R</sup>; see [41]: 405<sup>R</sup>
- +*Lecidella flavosorediata* (Vězda) Hertel et Leuckert – [41]: 212; [127]: 73, 85; *Lecidea flavosorediata* Vězda – [165]: 62
- Lecidella scabra* (Taylor) Hertel et Leuckert – [223]: 526; *Lecidella goniophila* var. *dirumpens* Hertel et Poelt – [166]: 111, 121
- Lecidella stigmatea* (Ach.) Hertel et Leuckert – [28]: 469; [41]: 213; *Lecidea stigmatea* Ach. – [165]: 69, 72
- Lecidoma demissum* (Rutstr.) Goth. Schneid. et Hertel – [192]: 246, 271; [193]: 565; [223]: 527; *Biatora atrorufa* (Dicks.) Fr. – [104]: 216, 220; *Lecidea demissa* (Rutstr.) Ach. – [60]: 148; [76]: 110; [80]: 144; [113]: 154<sup>Bw</sup>; [218]: Tab. 3; *Psora atrorufa* (Dicks.) Hook. – [105]: Tab. I, 184; *Psora demissa* (Rutstr.) Stein – [122]: 84<sup>Bw</sup>
- Lempholemma chalazanum* (Ach.) de Lesd. – [41]: 213; [165]: 72
- +*Lepraria caesioalba* (de Lesd.) J. R. Laundon – [28]: 469; [41]: 214; [223]: 538
- Lepraria crassissima* (Hue) Lettau – [28]: 468, 469
- +*Lepraria eburnea* J. R. Laundon – [41]: 216

- +*Lepraria elobata* Tønsberg – [41]: 216, 217; [72]: 312; [171]: 35, 45  
*Lepraria incana* (L.) Ach. – [28]: 469; [30]: 577; [41]: 19<sup>sp</sup>, 23, 214, 218, 219, 280; [55]: 48<sup>R</sup>; [107]: 514; [127]: 24, 26, 34, 73, 86; [128]: 336; [171]: 45; [190]: 116; *Lepraria aeruginosa* auct. non (Weiss) Sm. – [74]: 106, 112, 139, 140, 141; [87]: 95; [218]: Tab I, II; *Lichen antiquitatis* (L.) Schreb. – [44]: 143<sup>R</sup>; see [41]: 401; *Lichen incanus* (L.) Neck. – [44]: 144<sup>R</sup>; see [41]: 405<sup>R</sup>  
*Lepraria jackii* Tønsberg – [24]: 48<sup>sp</sup>; [41]: 155, 219; [171]: 36, 45  
*Lepraria lobificans* Nyl. – [28]: 469; [41]: 219, 220  
*Lepraria membranacea* (Dicks.) Vain.; *Crocynia membranacea* (Dicks.) Zahlbr. – [60]: 130; [77]: 227; [97]: 255; [217]: 199; [218]: Tab. I, II, X; *Leproloma membranaceum* (Dicks.) J. R. Laundon – [28]: 469; [30]: 577; [41]: 19<sup>sp</sup>, 23, 130<sup>sp</sup>, 134<sup>sp</sup>, 200, 222, 223; *Parmelia lanuginosa* (Ach.) Ach. – [104]: 195, 198, 199, 210, 211, 212, 217; [105]: Tab. I, 137  
*Lepraria neglecta* (Nyl.) Lettau – [41]: 220, 221, 246, 294; [165]: 75; *Crocynia neglecta* (Nyl.) Hue – [60]: 130; [97]: 255, 260, 266; [218]: Tab. VI, X, XXI; *Lecidea neglecta* Nyl. – [77]: 230  
*Lepraria nylanderiana* Kümmerl. et Leuckert – [28]: 466, 469  
*Lepraria rigidula* (de Lesd.) Tønsberg – [28]: 469; [41]: 221, 222; [223]: 542  
*Lepraria vouauxii* (Hue) R. C. Harris; *Leproloma vouauxii* (Hue) J. R. Laundon – [41]: 223  
*Leprocaulon microscopicum* (Vill.) Gams – [28]: 466, 469; [41]: 23, 196, 222; [108]: 238; [223]: 543; *Stereocaulon quisquiliare* (Leers) Hoffm. – [165]: 76  
*Leptogium cyanescens* (Rabenh.) Körb. – [30]: 577; [39]: 55; [41]: 223, 370; [60]: 135; [105]: 98; *Collema cyanescens* (Pers.) Rabenh. – [104]: 199, 221  
*Leptogium gelatinosum* (With.) J. R. Laundon; *Leptogium sinuatum* (Huds.) A. Massal. – [60]: 135  
*Leptogium lichenoides* (L.) Zahlbr. – [41]: 76, 224, 225; [60]: 135; *Collema atrocaeruleum* var. *lophaeum* (Ach.) Rabenh. – [104]: 199; *Collema ciliatum* Hoffm. – [44]: 173<sup>R</sup>; *Collema lacerum* (Retz.) DC. – [53]: 251<sup>R</sup>; *Collema pulvinatum* Hoffm. – [44]: 173<sup>R</sup>; *Leptogium atrocaeruleum* var. *lophaeum* (Ach.) Rabenh. – [104]: 221; *Leptogium atrocaeruleum* f. *filiforme* Arnold – [24]: 45; *Leptogium atrocaeruleum* var. *pulvinatum* (Hoffm.) A. Massal. – [23]: 212; *Leptogium lichenoides* var. *pulvinatum* (Hoffm.) Zahlbr. – [60]: 135; *Lichen lacerus* Sw. – [44]: 173<sup>R</sup>  
*Leptogium magnussonii* Degel. et P. M. Jørg. – [28]: 469  
*Leptogium plicatile* (Ach.) Leight.; *Collema plicatile* (Ach.) Ach. – [103]: 415<sup>R</sup>  
*Leptogium saturninum* (Dicks.) Nyl. – [60]: 135; *Lichen saturninus* Dicks. – [4]: 145<sup>R</sup>; [44]: 173<sup>R</sup>; see [41]: 407<sup>R</sup>  
° *Leptorhaphis epidermidis* (Ach.) Th. Fr. – [60]: 120; [73]: 3; [127]: 39, 73, 86; *Verrucaria epidermidis* Ach. – [53]: 240<sup>R</sup>; see [41]: 412<sup>R</sup>  
*Letharia vulpina* (L.) Hue – [3]: 177<sup>Bw</sup>; [60]: 190; [93]: 58<sup>Bw</sup>; [113]: 230<sup>Bw</sup>; [184]: 118, 122; *Evermia vulpina* (L.) Ach. – [105]: 119<sup>Bw</sup>; [147]: 137<sup>Bw</sup>; *Lichen citrinus* Schrank – [198]: 545<sup>Bw</sup>; see [41]: 402<sup>Bw</sup>  
++*Leucocarpia dictyospora* (Orange) R. Sant.; *Macentina dictyospora* Orange – [171]: 36, 45  
\**Lichenoconium erodens* M. S. Christ. et D. Hawksw. – [106]: 92  
\**Lichenoconium lecanorae* (Jaap) D. Hawksw. – [208]: 219  
\**Lichenoconium usneae* (Anzi) D. Hawksw.; *Lichenoconium imbricariae* (Allesch.) Keissl. – [166]: 140  
*Lichenomphalina alpina* (Britzelm.) Redhead et al.; *Omphalia umbellifera* var. *citrina* Quéf. – [95]: 8; *Omphalina alpina* (Britzelm.) Bresinsky et Stangl – [41]: 236  
*Lichenomphalina hudsoniana* (H. S. Jenn.) Redhead et al.; *Coriscium viride* (Ach.) Vain. – [3]: 30<sup>Bw</sup>; [60]: 120; [73]: 3; [92]: 457<sup>Bw</sup>; [113]: 105<sup>Bw</sup>; [122]: 32<sup>Bw</sup>; [218]: Tab. 3; *Normandina viridis* (Ach.) Nyl. – [111]: 74; *Omphalina hudsoniana* (H. S. Jenn.) H. E. Bigelow – [223]: 620  
*Lichenomphalina umbellifera* (L.: Fr.) Redhead et al.; *Lichen botryoides* (L.) Neck. – [44]: 144<sup>R</sup>; see [41]: 402, uncertain, whether Duval really refers to this species (see [110]); *Omphalia umbellifera* (L.: Fr.) P. Kumm. – [95]: 7; *Omphalina ericetorum* (Pers.: Fr.) M. Lange – [220]: 122; *Omphalina umbellifera* (L.: Fr.) Quéf. – [41]: 236  
+*Lichenomphalina velutina* (Quéf.) Redhead et al.; *Omphalia velutina* (Quéf.) Quéf. – [95]: 8; *Omphalina velutina* Quéf. – [41]: 236  
\**Lichenopeltella maculans* (Zopf) Höhn – [208]: 219; *Microthyrium maculans* Zopf – [165]: 90  
\**Lichenostigma cosmopolites* Hafellner et Calatayud – [208]: 220  
+(°) *Lichenothelia scopularia* (Nyl.) D. Hawksw. – [41]: 226  
*Lobaria amplissima* (Scop.) Forssell – [39]: 71; [60]: 137; [74]: 168; [127]: 43, 55, 61; Suza 1943: 4<sup>Bw</sup>, 8; *Lobaria laciniata* (Huds.) Vain. – [73]: 9; *Sticta amplissima* (Scop.) Rabenh. – [112]: 30  
*Lobaria pulmonaria* (L.) Hoffm. – [30]: 577; [41]: 226<sup>R</sup>, 227<sup>R</sup>, 370; [60]: 137; [74]: 94, 157, 168, 186; [76]: 108; [77]: 228; [80]: 142; [127]: 30, 43, 55, 61; [128]: 336; [171]: 36, 43, 45; [216]: 342; [223]: 563; *Lichen pulmonarius* L. – [44]: 175<sup>R</sup>; [81]: 137<sup>R</sup>; *Sticta pulmonacea* (Ach.) Ach. – [104]: 197, 217; *Sticta pulmonacea* var. *pleurocarpa* Ach. – [104]: 213, 217; *Sticta pulmonaria* (L.) Biroli – [53]: 246<sup>R</sup>; [96]: 248; [209]: 229



- Lobothallia radiosa* (Hoffm.) Hafellner – [41]: 227, 228; *Lecanora circinata* (Pers.) Ach. – [53]: 250<sup>R</sup>; *Lecanora radiosa* (Hoffm.) Schaer. – [68]: 19<sup>R</sup>; *Lecanora subcircinata* Nyl. – [165]: 72; *Lichen circinatus* Pers. – [44]: 164<sup>R</sup>; see [41]: 402<sup>R</sup>
- Lopadium disciforme* (Flot.) Kullh. – *Lopadium muscicolum* (Sommerf.) Körb. – [105]: Tab. I, 227; [200]: 65; *Lopadium pezizoideum* auct. p. p. – [73]: 6; [74]: 112; [113]: 155<sup>R</sup>; [127]: 43, 73, 86; [200]: 65; *Lopadium pezizoideum* f. *muscicolum* (Sommerf.) Th. Fr. – [60]: 155
- Loxospora cisonica* (Beltr.) Hafellner – [171]: 36, 43, 45; [223]: 567; *Haematomma cisonicum* Beltr. – [47]: 40; [127]: 72, 80; [165]: 61; [166]: 115, 123
- Loxospora elatina* (Ach.) A. Massal. – [30]: 577; [41]: 228; [171]: 45; [223]: 567; *Haematomma elatinum* (Ach.) A. Massal. – [127]: 25, 38, 72, 80; [128]: 336; [165]: 61; [166]: 115, 124; *Lecanora chloropolia* (Erichsen) Almb. – [127]: 31, 72, 82; [128]: 336; *Pertusaria chloropolia* Erichsen – [87]: 95
- Massalonia carnosa* (Dicks.) Körb. – [60]: 136; [105]: 146; [113]: 186<sup>BW</sup>; [223]: 569; *Lecanora muscorum* Ach. – [53]: 250<sup>R</sup>; see [41]: 400; *Parmelia carnosa* (Dicks.) Schaer. – [104]: 211
- Megalaria pulverea* (Borrer) Hafellner et E. Schreiner; *Catillaria pulverea* (Borrer) Lettau – [87]: 94; [88]: 241
- Melanelia commixta* (Nyl.) Thell; *Cetraria commixta* (Nyl.) Th. Fr. – [60]: 189; [117]: 196; [218]: 199, Tab. 3; [223]: 275
- Melanelia disjuncta* (Erichsen) Essl. – [28]: 469; *Parmelia disjuncta* Erichsen – [41]: 24, 86, 96, 97, 243, 247, 292, 307, 388; [60]: 186; [218]: Tab. XX, XXI; [223]: 649
- Melanelia elegantula* (Zahlbr.) Essl.; *Parmelia elegantula* (Zahlbr.) Szatala – [41]: 243, 244; [56]: 402<sup>R</sup>; [165]: 64
- Melanelia exasperata* (De Not.) Essl.; *Parmelia exasperata* De Not. – [41]: 244<sup>R</sup>
- Melanelia exasperatula* (Nyl.) Essl.; *Parmelia exasperatula* Nyl. – [30]: 577; [41]: 114, 244; [55]: 51<sup>R</sup>; [60]: 186; [80]: 147; [97]: 269, 270; [127]: 38, 41, 55, 64; [128]: 337; [165]: 60; *Parmelia papulosa* (Anzi) Vain. – [77]: 236
- Melanelia fuliginosa* (Duby) Essl. subsp. *fuliginosa*; *Melanelia glabrata* subsp. *fuliginosa* (Duby) J. R. Laundon – [28]: 469; *Parmelia fuliginosa* (Duby) Nyl. – [77]: 235; [97]: 258; *Parmelia glabrata* var. *fuliginosa* (Duby) J. R. Laundon – [41]: 245; [60]: 186; [190]: 116
- Melanelia fuliginosa* subsp. *glabrata* (Lamy) Coppins; *Melanelia glabrata* (Lamy) Essl. nom. illegit. – [28]: 469; [30]: 577; [60]: 186; [127]: 27, 28, 31, 38, 41, 55, 64; [128]: 337; *Parmelia fuliginosa* var. *glabrata* (Lamy) H. Olivier – [79]: 130; *Parmelia fuliginosa* var. *laetevirens* (Körb.) Nyl. – [60]: 187; [79]: 130; *Parmelia glabrata* (Lamy) Nyl. – [41]: 86, 245; [55]: 51<sup>R</sup>; *Parmelia laetevirens* (Körb.) F. Rosend. nom. illegit. – [74]: 84, 88, 94, 140, 146, 157
- Melanelia hepatizon* (Ach.) Thell; *Cetraria hepatizon* (Ach.) Vain. – [41]: 409; [60]: 189; [77]: 237; [80]: 148; [152]: 278; [194]: 48; [216]: 340; [218]: Tab. VI, XX, XXI, Tab. 3; [223]: 275; *Cetraria hepatizon* var. *major* (Schaer.) Vain. – [60]: 189; *Cetraria hepatizon* var. *minor* (Schaer.) Hillmann – [60]: 190; *Cetraria polyschiza* (Nyl.) Jatta – [3]: 169; [113]: 221; [152]: 278; [200]: 79; *Lobaria fahlunensis* (L.) Hoffm. – [53]: 248; see [41]: 409; *Parmelia fahlunensis* (L.) Ach. – [104]: 217; [147]: 136; *Parmelia fahlunensis* var. *major* (Schaer.) – [105]: 136; *Parmelia fahlunensis* var. *minor* (Schaer.) – [105]: 137; *Parmelia fahlunensis* var. *vulgaris* Schaer. – [104]: 202; *Parmelia fahlunensis* var. *vulgaris* f. *major* Schaer. – [104]: 202, 210; *Parmelia fahlunensis* var. *vulgaris* f. *minor* Schaer. – [104]: 202, 215
- Melanelia laciniatula* (H. Olivier) Essl.; *Parmelia laciniatula* (H. Olivier) Zahlbr. – [60]: 187; [74]: 156; [77]: 236; [78]: 143; [127]: 55, 64; [165]: 64; [204]: 33; [223]: 653; *Parmelia incolorata* var. *laciniatula* (H. Olivier) Lettau – [73]: 12
- Melanelia olivacea* (L.) Essl.; *Parmelia olivacea* (L.) Ach. – [3]: 158<sup>BW</sup>; [41]: 246<sup>R</sup>; [60]: 187; [73]: 12; [77]: 236; [80]: 147; [104]: 195, 217; [127]: 39, 55, 64; [219]: 91, 102, 105, 106, 112; *Lichen olivaceus* L. – [44]: 170<sup>R</sup>; *Parmelia olivacea* var. *corticola* (Körb.) Th. Fr. – [104]: 199
- Melanelia panniformis* (Nyl.) Essl. – [28]: 469; *Parmelia panniformis* (Nyl.) Vain. – [41]: 24, 246, 247, 293; [60]: 187; [155]: 233; [165]: 87; [166]: 138; [190]: 116; [223]: 653; *Parmelia crustificans* Hilzter – [3]: 163; [76]: 115; *Parmelia panniformis* var. *pulvinata* (Laurer) Hillmann – [60]: 187
- +*Melanelia sorediata* (Ach.) Goward et Ahti; *Parmelia sorediata* (Ach.) Th. Fr. – [77]: 236; [78]: 158; [97]: 258; *Parmelia sorediata* var. *coralloidea* Lyngby – [78]: 160; *Parmelia sorediosa* Almb. – [60]: 188; *Parmelia sprengelii* Flörke – [105]: 136
- +*Melanelia stygia* (L.) Essl.; *Parmelia stygia* (L.) Ach. – [3]: 147<sup>BW</sup>; [60]: 188; [78]: 118; [80]: 147; [104]: 211, 217; [105]: 137; [218]: 199, Tab. 3; [223]: 656; *Parmelia stygia* var. *reagens* Serv. – [60]: 188; [200]: 77
- Melanelia subargentifera* (Nyl.) Essl. – [28]: 469; *Parmelia subargentifera* Nyl. – [41]: 249; [60]: 188
- Melanelia subaurifera* (Nyl.) Essl.; *Parmelia subaurifera* Nyl. – [41]: 249; [56]: 402<sup>R</sup>; [60]: 188; [79]: 130; [80]: 147; [97]: 273; [127]: 38, 55, 64; [128]: 337
- (<sup>o</sup>)*Melaspilea gibberulosa* (Ach.) Zwackh; *Melaspilea melagyna* (Ach.) Arnold – [73]: 5

- Menegazzia terebrata* (Hoffm.) A. Massal. – [41]: 229<sup>R</sup>; [127]: 28, 30, 38, 43, 55, 62; [128]: 336; [171]: 36, 43, 45; [223]: 575; *Lichen diatrypus* Ach. – [44]: 168<sup>R</sup>; *Menegazzia pertusa* (Schränk) Stein – [60]: 189; [88]: 242; *Parmelia pertusa* (Schränk) Schaer. – [73]: 11; [74]: 94, 147; [77]: 235; [80]: 146; [104]: 196, 217; [105]: 147
- \**Merismatium peregrinum* (Flot.) Triebel – [208]: 220
- Micarea botryoides* (Nyl.) Coppins – [30]: 577; [41]: 230
- Micarea denigrata* (Fr.) Hedl. – [28]: 469; [41]: 230; *Biatorina synochea* auct. – [19]: 566; *Catillaria denigrata* (Fr.) Hedl. – [60]: 149; *Catillaria synochea* auct. – [80]: 144
- Micarea erratica* (Körb.) Hertel, Rambold et Pietschm. – [41]: 230; [190]: 116; *Lecidea dispansa* Nyl. – [11]: 515; *Lecidea expansa* Nyl. – [19]: 563
- Micarea hedlundii* Coppins – [28]: 469
- Micarea leprosula* (Th. Fr.) Coppins et A. Fletcher – [28]: 469
- Micarea lignaria* (Ach.) Hedl. – [28]: 469; [41]: 19<sup>Sp</sup>, 231<sup>Sp</sup>, 280<sup>Sp</sup>; [168]: 100; [171]: 45; *Bacidia gomphillacea* (Nyl.) Zahlbr. – [60]: 152; [156]: 324; [157]: 167; *Bacidia lignaria* (Ach.) Lettau – [73]: 6; [75]: 46; [76]: 111; *Bilimbia milliaria* (Fr.) Th. Fr. – [105]: Tab. I, 224; *Lecidea milliaria* Fr. – [104]: 220; *Micarea gomphillacea* (Nyl.) Vězda – [166]: 136
- Micarea melaena* (Nyl.) Hedl. – [30]: 577; [41]: 231; *Bacidia melaena* (Nyl.) Zahlbr. – [88]: 240
- Micarea misella* (Nyl.) Hedl. – [28]: 469; [41]: 231, 302; [127]: 73, 86; [128]: 336
- +*Micarea myriocarpa* Coppins – [171]: 37, 45
- Micarea peliocarpa* (Anzi) Coppins et R. Sant. – [30]: 577; [41]: 231; [171]: 45; [223]: 589; *Micarea violacea* (Nyl.) Hedl. – [166]: 122
- Micarea prasina* Fr. – [28]: 469; [30]: 577; [41]: 231, 232; [88]: 242; [127]: 73, 86; [128]: 336; [166]: 125; [171]: 45; *Catillaria micrococca* (Körb.) Th. Fr. – [60]: 150; [80]: 144; *Catillaria prasina* var. *byssacea* (Zwackh) Th. Fr. – [200]: 63; *Catillaria prasina* f. *sordidescens* (Nyl.) Lettau – [60]: 150
- Micarea sylvicola* (Flot.) Vězda et V. Wirth – [28]: 469; [41]: 232; *Lecidea sylvicola* Flot. – [112]: 27; [113]: 151<sup>Bw</sup>; *Lecidea sylvicola* Flot. – [7]: 591; [11]: 515; [60]: 144; [166]: 135; [218]: Tab. VI
- Micarea turfosa* (A. Massal.) Du Rietz – [171]: 37, 45
- Micarea vulpinaris* (Nyl.) Muhr – [149]: 317
- \**Microcalicium arenarium* (A. Massal.) Tibell – [30]: 577; [41]: 232; [208]: 221; *Calicium arenarium* (A. Massal.) Körb. – [60]: 122; [103]: 293; *Calicium citrinum* (Leight.) Nyl. – [105]: 298; *Chaenotheca arenaria* (A. Massal.) Zwackh – [113]: 109<sup>Bw</sup>; [182]: 43; *Coniocybopsis arenaria* (A. Massal.) Vain. – [166]: 120
- Microcalicium disseminatum* (Ach.) Vain. – [30]: 577; [41]: 232
- Miriquidica garovaglii* (Schaer.) Hertel et Rambold – [223]: 593; *Lecanora badia* var. *aeaea* (Fr.) Schaer. – [104]: 210; *Lecidea aeaea* (Fr.) Nyl. – [76]: 110; [216]: 340; [218]: Tab. 3; [220]: 118
- Miriquidica griseoatra* (Flot.) Hertel et Rambold; *Biatora griseoatra* (Flot.) Kremp. – [104]: 220; [105]: Tab. I, 215; *Lecidea griseoatra* (Flot.) Schaer. – [60]: 146; [104]: 210, 212; *Lecidea leucophaea* sensu Lettau – [113]: 143<sup>Bw</sup>; *Lecidea leucophaea* var. *griseoatra* (Flot.) Th. Fr. – [104]: 215; *Miriquidica leucophaea* var. *griseoatra* (Flot.) Wirth – [223]: 593
- Miriquidica leucophaea* (Rabenh.) Hertel et Rambold – [223]: 593; *Biatora leucophaea* Rabenh. – [97]: 258; *Lecidea leucophaea* (Rabenh.) Nyl. – [60]: 146; [80]: 144; [218]: Tab. XVII, XX; *Lecidea leucophaea* f. *pelidna* (Ach.) Zahlbr. – [60]: 147
- Miriquidica nigroleprosa* (Vain.) Hertel et Rambold – [223]: 594; *Lecidea nigroleprosa* (Vain.) H. Magn. – [165]: 85; [216]: 338, 342; [218]: Tab. XVII, XX, Tab. 3
- Moelleropsis nebulosa* (Hoffm.) Gyeln. – [41]: 233; *Pannaria nebulosa* f. *coronata* (Röhl.) Leight. – [23]: 234<sup>Sp</sup>
- Mycobilimbia berengeriana* (A. Massal.) Hafellner et V. Wirth; *Biatora berengeriana* A. Massal. – [105]: 216; *Lecidea berengeriana* (A. Massal.) Th. Fr. – [60]: 145
- +*Mycobilimbia carnealbida* (Müll. Arg.) S. Ekman et Printzen – [223]: 596; *Bacidia sphaeroides* auct. non (Dicks.) Zahlbr. – [73]: 6; [74]: 83, 168; [127]: 32, 71, 75; [216]: 338; *Biatora carnealbida* (Müll. Arg.) Coppins – [171]: 30, 44
- Mycobilimbia epixanthoides* (Nyl.) Vitik. et al. – [28]: 469
- +*Mycobilimbia sanguineoatra* auct.; *Biatora sanguineoatra* (“Wulfen”) Tuck. – [73]: 5; [74]: 83
- Mycobilimbia tetramera* (De Not.) Vitik. et al. – [168]: 101; *Bacidia fusca* (A. Massal.) Du Rietz – [127]: 71, 72; [166]: 128; *Bacidia obscurata* (Sommerf.) Zahlbr. – [73]: 6
- Mycoblastus affinis* (Schaer.) T. Schauer – [127]: 73, 87; [166]: 125; [223]: 600; *Megalospora sanguinaria* var. *affinis* (Schaer.) Kremp. – [105]: 208
- +*Mycoblastus alpinus* (Fr.) Hellb. – [73]: 6; [74]: 140; [171]: 37, 45; *Mycoblastus sanguinarius* var. *alpinus* (Fr.) Stein – [60]: 149; [80]: 144
- Mycoblastus fucatus* (Stirt.) Zahlbr. – [28]: 469; [30]: 577; [41]: 234; [171]: 38, 42, 45

- Mycoblastus sanguinarius* (L.) Norman – [60]: 149; [74]: 95, 139, 140; [77]: 230; [80]: 144; [113]: 155<sup>Bw</sup>; [127]: 25, 34, 73, 87; [128]: 336; [166]: 125; [171]: 45; [223]: 601; *Lecidea sanguinaria* (L.) Ach. – [53]: 241<sup>R</sup>; [104]: 213, 220; *Lichen sanguinarius* L. – [44]: 157<sup>R</sup>; see [41]: 407<sup>R</sup>
- °*Mycocalicium subtile* (Pers.) Szatala – [41]: 235; *Calicium parietinum* Schaer. – [21]: 54; *Calycium subtile* Pers. – [53]: 253; [105]: 269
- (°)*Mycoporellum microscopicum* (Müll. Arg.) Zahlbr. – [60]: 121
- Mycoporum antecellens* (Nyl.) R. C. Harris; *Arthopyrenia antecellens* (Nyl.) Arnold – [113]: 100<sup>Bw</sup>; [122]: 26<sup>Bw</sup>; [200]: 58
- Myxobilimbia lobulata* (Sommerf.) Hafellner; *Lecidea milliaria* var. *terrestris* Fr. – [104]: 215
- Myxobilimbia sabuletorum* (Schreb.) Hafellner – [28]: 470; *Bacidia accedens* (Arnold) Lettau – [73]: 6; *Lecidea sabuletorum* (Schreb.) Ach. – [53]: 243<sup>R</sup>; *Lichen sabuletorum* Schreb. – [81]: 150; *Mycobilimbia sabuletorum* (Schreb.) Hafellner – [30]: 577; [41]: 233, 234; [168]: 101
- °*Naetrocymbe punctiformis* (Pers.) R. C. Harris – [28]: 470; *Arthopyrenia punctiformis* (Pers.) A. Massal. – [60]: 119; [127]: 71, 72
- Neofuscelia loxodes* (Nyl.) Essl. – [28]: 470; *Parmelia isidiotyta* Nyl. – [60]: 187; [165]: 75; *Parmelia loxodes* Nyl. – [41]: 24, 245; [120]: 33; *Parmelia olivacea* var. *saxicola* Rabenh. – [105]: 135; *Parmelia olivacea* var. *vulgaris* f. *saxicola* Kremp. – [105]: 135
- Neofuscelia pulla* (Ach.) Essl. – [28]: 470; *Parmelia dendritica* Pers. – [104]: 195, 199, 211, 217; *Parmelia pulla* Ach. – [41]: 24, 97, 247; [60]: 187
- Neofuscelia verruculifera* (Nyl.) Essl. – [28]: 470; *Parmelia glomellifera* (Nyl.) Nyl. – [60]: 187; [80]: 147; [97]: 258; *Parmelia verruculifera* Nyl. – [41]: 24, 77, 96, 97, 119, 199, 202, 245, 251; [120]: 33; [190]: 116
- Nephroma bellum* (Spreng.) Tuck. – [60]: 137; [127]: 43, 55, 62; [128]: 336; no records of *Nephroma bellum* previous to Grummann (1963) found by us; perhaps Grummann referred to the records of *N. laevigatum* below.
- Nephroma parile* (Ach.) Ach. – [41]: 235<sup>Sp</sup>; [127]: 43, 55, 63; [128]: 336; [171]: 43, 45; [216]: 342; *Nephromium laevigatum* var. *parile* (Ach.) Nyl. – [23]: 233<sup>Sp</sup>
- Nephroma resupinatum* (L.) Ach. – [3]: 39<sup>Bw</sup>; [60]: 138; [74]: 168; [80]: 143; [104]: 196, 197, 213, 217; [127]: 43, 55, 63; *Nephroma tomentosum* (Hoffm.) Flot. – [105]: 127
- Normandina pulchella* (Borrer) Nyl. – [127]: 43, 55, 63; [171]: 43, 45
- Ochrolechia alboflavescens* (Wulfen) Zahlbr. – [127]: 73, 87; [165]: 63
- Ochrolechia androgyna* (Hoffm.) Arnold – [60]: 173; [64]: 175; [73]: 11; [74]: 95, 98, 106, 112, 139, 140, 141, 147, 157, 172; [77]: 234; [127]: 25, 28, 30, 34, 73, 87; [128]: 336; [171]: 45; [218]: Tab. II, XVII; *Lecanora tartarea* var. *arborea* (DC.) Schaer. – [104]: 196; [105]: 154
- Ochrolechia arborea* (Kreyer) Almb. – [166]: 125
- +*Ochrolechia microstictoides* Räsänen – [165]: 63; [171]: 45
- Ochrolechia pallescens* (L.) A. Massal. – [60]: 173; *Lecanora pallescens* var. *tumidula* (Pers.) Schaer. – [104]: 213; *Lecanora parella* var. *pallescens* (L.) Ach. – [105]: 154; *Parmelia pallescens* (L.) Rebt. – [104]: 217
- Ochrolechia parella* (L.) A. Massal. – [60]: 173; [64]: 187<sup>By</sup>; [210]: 146<sup>By</sup>
- Ochrolechia tartarea* (L.) A. Massal. – [60]: 173; [64]: 192; *Lecanora tartarea* var. *saxorum* (Oeder) Rabenh. – [104]: 198; [105]: 154; *Ochrolechia androgyna* var. *saxorum* (Oeder) Vers. – [60]: 173; *Parmelia tartarea* (L.) Ach. – [104]: 217
- Ochrolechia turneri* (Sm.) Hasselroth – [64]: 195; [127]: 73, 87; [166]: 125, 126; *Pertusaria leprarioides* auct. – [127]: 28, 73, 89; [128]: 337; [166]: 126
- Opegrapha atra* Pers. – [28]: 470; [60]: 125; [104]: 213, 221; [105]: 257; [127]: 27, 28, 30, 73, 87; [200]: 60; *Graphis atra* (Pers.) Spreng. – [53]: 241<sup>R</sup>; *Graphis atra* var. *macularis* (Spreng.) – [53]: 241<sup>R</sup>; see [41]: 400; *Graphis scripta* var. *stenocarpa* (Ach.) Hampe apud Fürnrohr – [53]: 241<sup>R</sup>; *Lichen denigratus* Ach. – [44]: 148<sup>R</sup>; see [41]: 403
- Opegrapha dolomitica* (Arnold) Clauzade et Cl. Roux – [41]: 237
- Opegrapha gyrocarpa* Flot. – [28]: 468, 470; [30]: 577 (cf.); [41]: 409; [165]: 87; [174]: 291; [216]: 340; [218]: Tab. I, II, XIX, Tab. 5; [223]: 624
- Opegrapha rufescens* Pers. – [28]: 470; [30]: 577; [41]: 237; *Graphis insculpta* var. *herpetica* (Ach.) Hampe apud Fürnrohr – [53]: 241<sup>R</sup>; *Graphis insculpta* var. *rubella* (Pers.) Hampe apud Fürnrohr – [53]: 241<sup>R</sup>; *Lichen rubellus* Ach. – [44]: 147<sup>R</sup>; see [41]: 407<sup>R</sup>; *Opegrapha herpetica* (Ach.) Ach. – [104]: 213, 221
- \**Opegrapha rupestris* Pers.; *Lichen personii* Ach. – [44]: 147<sup>R</sup>; see [41]: 406<sup>R</sup>
- Opegrapha varia* Pers. – [28]: 470; [30]: 577; [41]: 238; [74]: 147; [80]: 141; [104]: 221; [127]: 27, 28, 73, 88; [128]: 337; [171]: 45; *Graphis curvula* Ehrh. – [53]: 241<sup>R</sup>; *Lichen vulvella* Ach. – [44]: 147<sup>R</sup>; see [41]: 408<sup>R</sup>; *Opegrapha lichenoides* Pers. – [60]: 126; *Opegrapha mougeotii* A. Massal. – [41]: 238; *Opegrapha pulicaris* auct. – [60]: 127; [104]: 213; *Opegrapha varia* f. *lichenoides* (Pers.) Hepp – [80]: 141

- Opegrapha vermicellifera* (Kunze) J. R. Laundon – [28]: 470; [30]: 577; [41]: 239; [127]: 43, 73, 88; [166]: 126;  
*Opegrapha hapaleoides* Nyl. – [113]: 119<sup>Bw</sup>
- Opegrapha viridis* (Ach.) Behlen et Desberger – [28]: 470; [30]: 577; [41]: 239; [60]: 127; [74]: 83, 94, 95; [80]: 141; [127]: 27, 30, 32, 73, 88; [200]: 60
- +*Opegrapha vulgata* (Ach.) Ach. – [28]: 470; [41]: 239<sup>R</sup>; [60]: 127; [80]: 141; [127]: 27, 73, 88; *Lichen vulgatus* Ach. – [44]: 147<sup>R</sup>; *Opegrapha lithyriga* Ach. – [28]: 470
- Opegrapha vulgata* var. *subsiderella* Nyl. – [28]: 470; [41]: 81, 239, 240; *Opegrapha niveoatra* (Borrer) J. R. Laundon – [127]: 73, 87
- Ophioparma ventosa* (L.) Norman – [223]: 630; *Haematomma ventosum* (L.) A. Massal. – [1]: 5; [54]: 29, 37; [60]: 183; [76]: 114; [77]: 234; [105]: 155; [113]: 197<sup>Bw</sup>; [216]: 340, 342; [218]: Tab. XIX, XX, Tab. 3; *Lecanora ventosa* (L.) Ach. – [104]: 198, 202, 210, 214, 215, 217; *Lecanora ventosa* var. *abortiva* Schaer. – [104]: 198, 202, 210; *Lichen cruentus* Weber – [81]: 148; see [41]: 403; *Lichen ventosus* L. – [81]: 140
- Pachyphiale fagicola* (Hepp) Zwackh – [41]: 122, 211, 240; [127]: 45, 73, 88
- Parmelia omphalodes* (L.) Ach. – [28]: 470; [41]: 246; [60]: 187; [97]: 258, 260; [218]: Tab. XX, XXIII; *Parmelia omphalodes* var. *panniformis* (L.) Ach. – [60]: 187; *Parmelia perforata* (Wulfen) Ach. – [104]: 195<sup>Bw</sup>; *Parmelia perforata* f. *isidioidea* Kremp. – [105]: 130<sup>Bw</sup>; *Parmelia saxatilis* var. *omphalodes* (L.) Fr. – [104]: 217; *Parmelia saxatilis* var. *panniformis* (Ach.) Schaer. – [104]: 198, 199, 210, 217; [105]: 134
- Parmelia saxatilis* (L.) Ach. – [28]: 470; [30]: 577; [41]: 19<sup>Sp</sup>, 23, 24, 247, 248, 280<sup>Sp</sup>, 282, 388; [55]: 50; [60]: 188; [74]: 55, 88, 94, 95, 112, 126, 139, 140, 141, 146, 157, 173; [77]: 236; [97]: 253, 255, 258; [104]: 195, 196, 217; [127]: 28, 34, 38, 41, 55, 64; [128]: 337; [165]: 78; [166]: 126; [171]: 45; [190]: 116; [218]: Tab. X, XXIII; *Imbricaria saxatilis* (L.) Körb. – [23]: 232<sup>Sp</sup>; *Imbricaria saxatilis* f. *furfuracea* (Linds.) Arnold – [23]: 232<sup>Sp</sup>; *Lichen saxatilis* L. – [44]: 167; [81]: 136; *Lobaria saxatilis* (L.) Hoffm. – [53]: 248; *Parmelia saxatilis* var. *aizonii* Duby – [60]: 188; [97]: 273; *Parmelia saxatilis* var. *aizonii* f. *isidioidea* Kremp. – [60]: 18; [79]: 131; *Parmelia saxatilis* var. *leucochroa* Wallr. – [104]: 198, 199, 202, 210
- Parmelia submontana* Hale – [223]: 662; *Parmelia contorta* Bory, non (Hoffm.) Spreng. – [166]: 126; *Parmelia sulcata* f. *contortoides* Zahlbr. – [3]: 151<sup>Bw</sup>
- Parmelia sulcata* Taylor – [28]: 470; [30]: 577; [41]: 23, 114, 250; [55]: 53<sup>R</sup>; [60]: 188; [74]: 126, 141, 157, 168, 173; [77]: 236; [97]: 258, 269, 270, 271, 273; [127]: 27, 28, 30, 38, 39, 41, 55, 65; [128]: 337; [165]: 60; [166]: 126; [190]: 116; [193]: 569
- Parmeliella triptophylla* (Ach.) Müll. Arg. – [127]: 43, 55, 66; [128]: 337; [171]: 38, 43, 45; *Biatora triptophylla* (Ach.) Fr. – [104]: 197, 219; *Parmeliella corallinoides* auct. – [73]: 97; [77]: 228; [216]: 342; *Parmeliella corallinoides* var. *corallinoides* – [60]: 136
- Parmelina pastillifera* (Harm.) Hale; *Parmelina pastillifera* (Harm.) R. Schub. et Klem. – [220]: 122
- Parmelina quercina* (Willd.) Hale; *Lichen quercinus* Wulfen – [81]: 135
- Parmelina tiliacea* (Hoffm.) Hale; *Lichen tiliaceus* Hoffm. – [81]: 135; *Parmelia tiliacea* (Hoffm.) Ach. – [41]: 251; [55]: 50; [56]: 402; [60]: 188; [77]: 236; [104]: 195, 217; [127]: 38, 55, 65; [128]: 337; *Parmelia scortea* (Ach.) Ach. – [97]: 270; [165]: 78; [175]: 108
- Parmeliopsis ambigua* (Wulfen) Nyl. – [28]: 470; [30]: 577; [41]: 252; [60]: 184; [74]: 88, 95, 106, 139, 140, 141; [77]: 235; [78]: 30; [97]: 271, 273; [117]: 226; [127]: 33, 34, 39; [128]: 337; [165]: 61; [171]: 45; [175]: 80; [200]: 77<sup>Bw</sup>; *Lichen ambiguus* Wulfen – [44]: 168<sup>R</sup>; see [41]: 401; *Lobaria ambigua* (Wulfen) Hoffm. – [53]: 247<sup>R</sup>; *Parmelia ambigua* (Wulfen) Ach. – [104]: 196, 217; *Parmelia ambigua* var. *diffusa* (Körb.) Schaer. – [104]: 201, 209, 211; *Parmelia ambigua* var. *ochromatica* (Wallr.) Schaer. – [105]: 133; *Parmeliopsis ambigua* var. *angustata* Hillmann – [60]: 184; [77]: 235; [78]: 30
- Parmeliopsis hyperopta* (Ach.) Arnold – [30]: 577; [40]: 147; [41]: 252; [60]: 184; [65]: 96<sup>Bw</sup>; [74]: 95, 106, 139; [77]: 235; [78]: 33; [127]: 34, 55, 66; [128]: 337; [223]: 672
- Parmotrema chinense* (Osbeck) Hale et Ahti – [41]: 252; *Lichen perlatus* Huds. – [44]: 175<sup>R</sup>; [198]: 523; *Lobaria perlata* (Huds.) Hoffm. – [53]: 247; *Parmelia perlata* Ach. (nom. illegit.) – [104]: 196; [177]: 187; [209]: 229; *Parmelia trichotera* Hue – [60]: 189
- Parmotrema crinitum* (Ach.) M. Choisy; *Imbricaria perlata* f. *excrecens* Arnold – [33]: 230
- Peltigera aphthosa* (L.) Willd. – [53]: 245<sup>R</sup>; [60]: 138; [77]: 229; [104]: 199, 210, 217; [127]: 55, 66; [200]: 72
- Peltigera canina* (L.) Willd. – [41]: 253, 370; [53]: 245<sup>R</sup>; [60]: 138; [77]: 229; [104]: 196, 213, 217; [127]: 55, 66; [128]: 337; *Lichen caninus* L. – [44]: 178<sup>R</sup>; [81]: 142; see [41]: 402
- Peltigera collina* (Ach.) Schrad. – [127]: 43, 55, 66; *Peltigera scutata* (Dicks.) Duby – [76]: 109; [216]: 342
- Peltigera didactyla* (With.) J. R. Laundon – [41]: 254, 370; [83]: 388; *Peltigera canina* var. *pusilla* Fr. – [10]: 529; *Peltigera erumpens* (Taylor) Elenk. – [76]: 109; *Peltigera pusilla* (Fr.) Körb. – [16]: 235; [105]: Tab. I, 127; *Peltigera spuria* (Ach.) DC. – [60]: 139; [127]: 55, 68; [200]: 72; *Peltigera spuria* f. *erumpens* (Taylor) Harm. – [97]: 265

- Peltigera horizontalis* (Huds.) Baumg. – [30]: 577; [40]: 147; [41]: 254, 370; [53]: 246; [60]: 138; [104]: 199, 217; [127]: 43, 55, 67; [200]: 72; *Lichen horizontalis* Huds. – [44]: 178
- Peltigera hymenina* (Ach.) Delise – [30]: 577; [41]: 255, 370; *Peltigera canina* var. *coriacea* f. *hymenina* (Ach.) Kremp. – [105]: 125; *Peltigera polydactyla* f. *hymenina* (Ach.) Flot. – [60]: 138; *Peltigera polydactyla* f. *pellucida* Dietr. – [16]: 234
- Peltigera leucophlebia* (Nyl.) Gyeln. – [41]: 255; [60]: 138; *Peltigera apthosa* f. *variolosa* A. Massal. – [24]: 23
- Peltigera malacea* (Ach.) Funck – [23]: 234<sup>sp</sup>; [24]: 23; [33]: 230; [41]: 255, 256, 370; [60]: 138; [105]: 126
- Peltigera neckeri* Müll. Arg. – [30]: 577; [41]: 257, 370
- Peltigera polydactylon* ('polydactyla') (Neck.) Hoffm. – [28]: 470; [41]: 257, 370; [53]: 245; [60]: 138; [104]: 213, 217; [190]: 116; *Lichen polydactylus* Neck. – [44]: 178; see [41]: 406; *Peltigera canina* var. *coriacea* f. *polydactyla* (Neck.) Kremp. – [105]: 124
- Peltigera praetextata* (Sommerf.) Zopf – [28]: 470; [30]: 577; [41]: 258, 279, 370; [73]: 9; [74]: 168; [76]: 109; [127]: 55, 67; [171]: 45; [192]: 275; *Peltigera canina* f. *subcanina* (Gyeln.) Riehm. – [60]: 138; *Peltigera subcanina* (Gyeln.) Gyeln. – [80]: 143
- Peltigera rufescens* (Weiss) Humb. – [24]: 46; [30]: 577; [41]: 258, 259, 370; [60]: 139; [97]: 265; [104]: 195, 196, 199, 217; *Lichen rufescens* (Weiss) Neck. – [44]: 179<sup>R</sup>; see [41]: 407<sup>R</sup>
- Peltigera venosa* (L.) Hoffm. – [41]: 259; [60]: 139; [172]: 306-307; *Lichen venosus* L. – [44]: 177; [81]: 140
- +*Peltula euploca* (Ach.) Poelt – [165]: 88; [223]: 692
- Pertusaria albescens* (Huds.) M. Choisy et Werner – [28]: 470; [30]: 577; [41]: 23, 118, 159, 183, 240, 259<sup>R</sup>, 260; [127]: 28, 32, 34, 73, 88; [128]: 337; [165]: 64; [171]: 45; *Lichen discoideus* (Pers.) Ach. – [44]: 150<sup>R</sup>; *Pertusaria albescens* var. *corallina* (Zahlbr.) J. R. Laundon – [165]: 64; *Pertusaria faginea* L. – [24]: 32<sup>Bf</sup>; *Pertusaria globulifera* (Turner) A. Massal. – [60]: 170; [74]: 83, 88, 146; [97]: 273; *Pertusaria tuberculata* (Erichsen) Erichsen – [127]: 27, 73, 90; [128]: 337
- +*Pertusaria albescens* var. *corallina* auct. – [41]: 259, 260
- Pertusaria amara* (Ach.) Nyl. – [28]: 470; [30]: 577; [41]: 23, 260, 261, 313; [60]: 169; [74]: 88, 94, 95, 98, 112, 126, 139, 140, 141, 146, 155, 157, 172, 173; [80]: 145; [97]: 270, 273; [127]: 27, 28, 30, 32, 38, 73, 88; [128]: 337; [166]: 115; [171]: 45; *Lichen fagineus* L. – [44]: 149<sup>R</sup>; *Pertusaria faginea* (L.) Leight. – [77]: 233; *Variolaria amara* Ach. – [53]: 240<sup>R</sup>
- +*Pertusaria aspergilla* (Ach.) J. R. Laundon – [28]: 470; [223]: 699; *Pertusaria dealbescens* Erichs. – [77]: 233; *Pertusaria leucosora* auct. – [60]: 171
- +*Pertusaria chiodectonoides* A. Massal. – [223]: 701; *Pertusaria nolens* Nyl. – [165]: 78
- Pertusaria coccodes* (Ach.) Nyl. – [30]: 577; [41]: 261; [88]: 242; [127]: 28, 73, 89; [128]: 337; [165]: 65; [171]: 45; *Pertusaria coccodes* var. *isidiifera* (Erichsen) Almb. – [60]: 169; *Pertusaria isidiifera* Erichsen – [47]: 21
- Pertusaria corallina* (L.) Arnold – [33]: 205; [41]: 261, 262, 306; [60]: 169; [77]: 233; [97]: 260; [165]: 90; [194]: 49; [208]: 225; [217]: 201; [218]: Tab. XVII, XIX, XX, XXI, XXIII; [223]: 701; *Isidium corallinum* (L.) Ach. – [53]: 240; *Lecanora glaucoma* f. *corallina* (L.) Kremp. – [104]: 199; *Lecanora glaucoma* f. *dealbata* (Ach.) Kremp. – [104]: 199; *Lichen corallinus* L. – [44]: 161; see [41]: 403; *Pertusaria communis* var. *isidium* Hampe – [53]: 241; *Pertusaria dealbata* (Ach.) Nyl. – [113]: 193<sup>Bw</sup>; [200]: 73; *Zeora rimosa* var. *sordida* f. *corallina* (L.) Kremp. – [105]: 166; *Zeora rimosa* var. *sordida* f. *dealbata* (Ach.) Kremp. – [105]: 166
- Pertusaria coronata* (Ach.) Th. Fr. – [73]: 9; [74]: 154; [127]: 27, 28, 73, 89; [128]: 337; [165]: 65, 66; [171]: 45; [175]: 172
- Pertusaria excludens* Nyl. – [166]: 122
- Pertusaria flavida* (DC.) J. R. Laundon – [41]: 262; [127]: 28, 73, 89; [165]: 66; [223]: 703
- Pertusaria hemisphaerica* (Flörke) Erichsen – [88]: 243; [127]: 28, 73, 89; [165]: 66; [171]: 45
- Pertusaria hymenea* (Ach.) Schaer. – [127]: 28, 73, 89; *Pertusaria communis* var. *fallax* (Ach.) Hampe – [53]: 240<sup>R</sup>; [104]: 213, 221; see [41]: 410<sup>R</sup>; *Pertusaria fallax* (Ach.) Howitt – [105]: 255; *Pertusaria wulfenii* DC. – [60]: 172
- Pertusaria isidioides* (Schaer.) Arnold – [218]: Tab. XX; [220]: 120; [223]: 706
- Pertusaria lactea* (L.) Arnold – [1]: 6; [41]: 262; [60]: 170; [73]: 9; [76]: 113; [217]: 201; [218]: Tab. II, XIX; *Lecanora glaucoma* f. *lactea* (L.) Kremp. – [104]: 212; *Lichen lacteus* L. – [44]: 150<sup>R</sup>; see [41]: 405<sup>R</sup>; *Zeora rimosa* var. *sordida* f. *lactea* (L.) Kremp. – [105]: 165
- Pertusaria leioplaca* DC. – [28]: 470; [30]: 577; [41]: 262, 263; [88]: 243; [127]: 27, 28, 30, 73, 89; [128]: 337; *Pertusaria communis* var. *leioplaca* (Ach.) Fr. – [53]: 240<sup>R</sup>; see [41]: 410<sup>R</sup>; *Pertusaria leucostoma* A. Massal. – [128]: 337
- Pertusaria multipuncta* (Turner) Nyl. – [127]: 73, 90; [165]: 66; *Pertusaria communis* f. *sorediata* Fr. – [104]: 197; *Pertusaria leptospora* J. Lahm – [47]: 40; [127]: 45, 73, 89; [165]: 66; [166]: 115, 126
- Pertusaria ophthalmiza* (Nyl.) Nyl. – [223]: 709

- Pertusaria pertusa* (Weigel) Tuck. – [30]: 577; [41]: 263<sup>R</sup>, 56<sup>P</sup>; [60]: 172; [127]: 30, 73, 90; *Lichen pertusus* L. – [44]: 145<sup>R</sup>; [81]: 140; see [41]: 406; *Pertusaria communis* var. *communis* (DC.) Boist. – [104]: 197, 221; *Pertusaria communis* f. *rupestris* Lam. et DC. – [23]: 237<sup>Sp</sup>; *Pertusaria leioplaca* var. *pertusa* (Weigel) Schaer. – [105]: 155; *Pertusaria pertusa* var. *rupestris* (DC.) Dalla Torre et Sarnth. – [41]: 19<sup>Sp</sup>; *Pertusaria rupestris* (DC.) Schaer. – [46]: 420<sup>Sp</sup>; *Pertusaria rupestris* var. *subplana* Erichs. – [46]: 423<sup>Sp</sup>; *Variolaria communis* (DC.) Ach. – [53]: 240<sup>R</sup>
- +*Pertusaria pseudocorallina* (Lilj.) Arnold; *Pertusaria coccodes* f. *westringii* (Ach.) Leight. – [165]: 88
- Pertusaria pulvereo-sulphurata* Harm. – [87]: 95
- +*Pertusaria pupillaris* (Nyl.) Th. Fr. – [171]: 38, 43, 45
- Phaeophyscia ciliata* (Hoffm.) Moberg; *Physcia ciliata* (Hoffm.) Du Rietz – [60]: 204; the only record of *Phaeophyscia ciliata* previous to Grummann is dubious ([53]); uncertain, whether Grummann refers to *Ph. orbicularis*.
- Phaeophyscia nigricans* (Flörke) Moberg – [41]: 264; *Physcia nigricans* (Flörke) Stizenb. – [127]: 45, 55, 66; [165]: 69, 72, 78
- Phaeophyscia orbicularis* (Neck.) Moberg – [28]: 470; [30]: 577; [41]: 96, 114, 264<sup>R</sup>, 265; *Lichen obscurus* Ehrh. – [44]: 147<sup>R</sup>; see [41]: 405<sup>R</sup>; *Physcia obscura* (Humb.) Fűrnr. – [97]: 263, 269, 270; uncertain, whether not *Phaeophyscia ciliata*; *Physcia obscura* var. *leptophylla* Wallr. – [53]: 249<sup>R</sup>; *Physcia orbicularis* (Neck.) Poetsch – [55]: 56<sup>R</sup>; [60]: 205; [127]: 45, 55, 68; [165]: 60
- Phlyctis argena* (Spreng.) Flot. – [28]: 470; [30]: 577; [41]: 265, 266; [60]: 174; [73]: 11; [77]: 234; [127]: 27, 28, 30, 31, 38, 41, 73, 90; [128]: 337; [171]: 45; *Pertusaria communis* var. *variolosa* f. *plana* Schaer. – [105]: 254
- Physcia adscendens* H. Olivier nom. cons. – [28]: 470; [30]: 577; [41]: 266; [55]: 55<sup>R</sup>; [60]: 204; [97]: 269, 270; [127]: 45, 55, 66; [128]: 337; [165]: 66, 69
- Physcia aipolia* (Humb.) Fűrnr. – [28]: 470; [30]: 577; [41]: 122, 267, 268<sup>R</sup>; [60]: 204; [127]: 45, 55, 66; *Lichen aipolius* Humb. – [44]: 166<sup>R</sup>; *Lichen anthelinus* Ach. – [44]: 165<sup>R</sup>; *Physcia aipolia* f. *aipolia* – [60]: 204
- Physcia caesia* (Hoffm.) Fűrnr. – [28]: 470; [41]: 122, 267, 268, 299; [53]: 250; [55]: 50<sup>R</sup>; [80]: 149; [97]: 260, 263; [165]: 79; [218]: 56; *Lichen caesius* Hoffm. – [44]: 165<sup>R</sup>; *Parmelia caesia* (Hoffm.) Ach. – [104]: 195, 217; *Physcia wainioi* Räsänen – [41]: 270; [165]: 76, 79
- Physcia dimidiata* (Arnold) Nyl. – [159]: 51
- Physcia dubia* (Hoffm.) Lettau – [28]: 470; [41]: 23, 24, 268, 299, 304; [60]: 205; [126]: 185; [165]: 79; *Parmelia pulchella* var. *dubia* (Hoffm.) Schaer. – [105]: 133; *Physcia teretiuscula* (Ach.) Lynge – [165]: 79; *Physcia tribacia* auct. non (Ach.) Nyl. – [55]: 59<sup>R</sup>
- +*Physcia magnussonii* Frey – [41]: 268; [165]: 75; [218]: Tab. 3; [223]: 733
- Physcia stellaris* (L.) Nyl. – [30]: 577; [41]: 266<sup>R</sup>, 268, 269; [55]: 58<sup>R</sup>; [165]: 66; [175]: 62; *Lichen stellaris* L. – [44]: 165<sup>R</sup>; *Parmelia stellaris* (L.) Ach. – [104]: 217; *Physcia aipolia* var. *stellaris* (L.) Hampe – [53]: 249<sup>R</sup>
- Physcia tenella* (Scop.) DC. – [28]: 470; [30]: 577; [41]: 87, 269; [55]: 55<sup>R</sup>; [60]: 206; [97]: 269; [127]: 45, 55, 68; [128]: 337; [165]: 67; *Lichen tenellus* Scop. – [44]: 181<sup>R</sup>; *Physcia aipolia* var. *tenella* (Ach.) Hampe – [53]: 250<sup>R</sup>
- Physcia tribacia* (Ach.) Nyl. – [27]: 119; [77]: 239; *Physcia caesitia* Nyl. – [60]: 204; locality disputed by Grummann
- Physconia detersa* (Nyl.) Poelt – [165]: 79; [166]: 127
- Physconia distorta* (With.) J. R. Laundon – [41]: 270; *Lichen pulverulentus* “Hoffm.” – [44]: 167<sup>R</sup>; *Parmelia pulverulenta* (“Hoffm.”) Poelt – [55]: 61; [104]: 195, 217; *Physcia pulverulenta* (“Hoffm.”) Fűrnr. – [53]: 249<sup>R</sup>; [60]: 205; [77]: 239
- Physconia enteroxantha* (Nyl.) Poelt – [28]: 470; [41]: 271; [127]: 45, 55, 68; [165]: 67, 79; *Physcia leucoleiptes* auct. eur. – [74]: 157; uncertain, whether *Ph. leucoleiptes* sensu Lettau (= *Physconia detersa*); *Physcia leucoleiptes* var. *enteroxanthella* (Harm.) Mereschk. – [77]: 239
- Physconia grisea* (Lam.) Poelt – [41]: 121, 271, 272; [55]: 60<sup>R</sup>; [165]: 66; *Physcia grisea* (Lam.) Zahlbr. – [15]: 172; *Physcia grisea* var. *grisea* f. *grisea* (Lam.) – [60]: 205; *Physcia grisea* var. *lilacina* (Arnold) Nád. – [60]: 205
- Physconia muscigena* (Ach.) Poelt; *Physcia muscigena* (Ach.) Nyl. – [60]: 205
- Physconia perisidiosa* (Erichsen) Moberg – [28]: 470; [41]: 272; [127]: 45, 55, 68; [128]: 337; *Physconia farrea* auct. – [89]: 306; [165]: 67
- Pilophorus cereolus* (Ach.) Th. Fr. – [24]: 7<sup>Sp</sup>; [51]: 61<sup>Sp</sup>; [84]: 308<sup>Sp</sup>; *Lichen fibula* (Tuck.) – [44]: 185<sup>R</sup>; see [41]: 404<sup>R</sup>; *Pilophorus cereolus* (Ach.) Th. Fr. – [3]: 52<sup>Sp</sup>; [51]: 61<sup>Sp</sup>; [60]: 157
- Placidium rufescens* (Ach.) A. Massal.; *Catapyrenium rufescens* (Ach.) Breuss – [41]: 123, 124
- Placidium squamulosum* (Ach.) Breuss; *Catapyrenium squamulosum* (Ach.) Breuss – [31]: 119; [41]: 124

- Placocarpus schaeferi* (Fr.) Breuss – [41]: 273, 274, 318; [223]: 743; *Dermatocarpon monstrosum* (Schaer.) Vain. – [165]: 70, 71
- +*Placynthiella dasaea* (Stirt.) Tønsberg – [41]: 303; [171]: 38, 46
- Placynthiella icmalea* (Ach.) Coppins et P. James – [28]: 470; [30]: 578; [41]: 231; [168]: 101; [171]: 46; *Saccomorpha icmalea* (Ach.) Clauzade et Cl. Roux – [41]: 26, 302, 303
- Placynthiella oligotropha* (J. R. Laundon) Coppins et P. James – [28]: 470; [30]: 578; *Lecidea oligotropha* J. R. Laundon – [165]: 75; *Saccomorpha oligotropha* (J. R. Laundon) Clauzade et Cl. Roux – [41]: 303; [223]: 843
- Placynthiella uliginosa* (Schrad.) Coppins et P. James; *Biatora uliginosa* (Schrad.) Fr. – [104]: 216, 220; [153]: 99; *Biatora uliginosa* var. *confluens* (Schaer.) Kremp. – [104]: 210; [105]: 218; *Biatora uliginosa* var. *solitaria* (Schaer.) Kremp. – [104]: 210, 212; *Lecidea humosa* (Hoffm.) Leight. – [60]: 146; *Lecidea uliginosa* (Schrad.) Ach. – [60]: 148; [77]: 230; [200]: 63; *Saccomorpha uliginosa* (Schrad.) Clauzade et Cl. Roux – [41]: 303, 304
- Placynthium flabelliforme* (Tuck.) Zahlbr. – [165]: 88
- Placynthium nigrum* (Huds.) Gray – [24]: 24; [41]: 274, 275; [165]: 72; *Lichen niger* Huds. – [44]: 161
- Platismatia glauca* (L.) W. L. Culb. et C. F. Culb. – [28]: 470; [30]: 578; [41]: 23, 275, 276; [52]: 103; [55]: 61<sup>R</sup>; [127]: 25, 27, 28, 30, 34, 38, 39, 41, 42, 55, 68; [128]: 337, 339; [171]: 46; [175]: 86; [190]: 116; [192]: 246; [218]: Tab. XXIII; *Cetraria glauca* (L.) Ach. – [53]: 247<sup>R</sup>; [60]: 189; [74]: 88, 94, 95, 106, 112, 125, 126, 139, 140, 141, 146, 157, 172, 173; [97]: 255, 273; [104]: 196, 198, 217; *Cetraria glauca* f. *crispata* Hilitzer – [3]: 170<sup>Bw</sup>; ? *Cetraria glauca* f. *fallax* (Weber) Ach. – [60]: 189; [77]: 237; [104]: 197; *Platismatia glaucum* (L.) Frege – [15]: 155
- \**Plectocarpon lichenum* (Sommerf.) D. Hawksw.; *Celidium stictarum* Tul. – [105]: 275
- Pleopsidium chlorophanum* (Wahlenb.) Zopf – [223]: 752; *Acarospora chlorophana* (Wahlenb.) A. Massal. – [75]: 47; [76]: 112; [130]: 107; [216]: 338; [218]: 179, 180, 181, Tab. 3, 21; *Gussonea chlorophana* (Wahlenb.) Tornab. – [105]: 280
- Pleurosticta acetabulum* (Neck.) Elix et Lumbsch; *Parmelia acetabulum* (Neck.) Duby – [41]: 241; [55]: 49; [60]: 185; [97]: 270; [175]: 67
- Polyblastia cruenta* (Körb.) P. James et Swinscow – [223]: 754; *Polyblastia henscheliana* (Körb.) Lönnr. – [60]: 114; [80]: 140; [218]: Tab. 3
- Polychidium muscicola* (Sw.) Gray – [60]: 135; [102]: 422; [105]: Tab. I, 99; [223]: 757; *Leptogium muscicola* (Sw.) Fr. – [104]: 211, 221
- Polysporina lapponica* (Schaer.) Degel.; *Acarospora silesiaca* (H. Magn.) H. Magn. – [60]: 168; [159]: 50
- Polysporina simplex* (Davies) Vězda – [28]: 470; [41]: 277; *Sarcogyne simplex* (Davies) Nyl. – [60]: 166; [165]: 76; *Sarcogyne privigna* var. *simplex* (Davies) Körb. – [105]: Tab. I, 212
- Porina austriaca* (Körb.) Arnold – [60]: 118; [80]: 140
- Porina lectissima* (Fr.) Zahlbr. – [28]: 470; [60]: 118; [75]: 42; [80]: 149; [113]: 105<sup>Bw</sup>; [166]: 116, 122; [218]: Tab. II; [223]: 762; *Segestrella lectissima* (Fr.) Mudd – [105]: Tab. I, 253
- Porina leptalea* (Durieu. et Mont.) A. L. Sm. – [30]: 578; [41]: 278; [168]: 101
- Porocyphus rehmii* (A. Massal.) Zahlbr. – [41]: 279; [60]: 132; [165]: 72; [223]: 765; *Porocyphus rehmii* (Körb.) Harm. – [113]: 178<sup>Bw</sup>; [122]: 136<sup>Bw</sup>; *Psorotichia rehmica* A. Massal. – [105]: 100; *Psorotichia rehmii* Körb. – [103]: 435
- Porpidia albocaerulescens* (Wulfen) Hertel et Knoph – [41]: 279, 293; [99]: 18; *Lecidea albocaerulescens* (Wulfen) Ach. – [104]: 220; [105]: Tab. I, 188
- Porpidia cinereoatra* (Ach.) Hertel et Knoph – [41]: 279; *Lecidea cinereoatra* Ach. – [33]: 209; [60]: 140; [165]: 85; [217]: 203; [218]: Tab. VI
- Porpidia crustulata* (Ach.) Hertel et Knoph – [28]: 470; [30]: 578; [41]: 19<sup>Sp</sup>, 136, 280; [207]: 102; *Lecidea crustulata* (Ach.) Spreng. – [60]: 140; [97]: 254, 255; [218]: Tab. V
- Porpidia glaucophaea* (Körb.) Hertel et Knoph – [28]: 470; [30]: 578; [41]: 280; [207]: 218; *Lecidea albocaerulescens* var. *alpina* Schaer. – [60]: 139; [105]: 188; *Lecidea glaucophaea* Körb. – [60]: 141; [166]: 116, 120
- Porpidia macrocarpa* (DC.) Hertel et A. J. Schwab – [30]: 578; [41]: 280; [199]: 425; [207]: 102; *Lecidea confluens* var. *ochromela* Ach. – [104]: 202; [105]: 187; *Lecidea confluens* var. *steriza* Ach. – [105]: 187; *Lecidea contigua* auct. – [97]: 253, 254; [104]: 212, 220; [105]: 187; *Lecidea contigua* var. *vulgaris* Schaer. – [104]: 199, 220; *Lecidea macrocarpa* (DC.) Steud. – [60]: 142; [217]: 203; [218]: Tab. VI; *Lecidea macrocarpa* f. *contigua* (Hoffm.) Vain. – [60]: 142; *Lecidea macrocarpa* f. *oxydata* (Körb.) Vain. – [60]: 142; *Lecidea macrocarpa* var. *platycarpa* (Ach.) Th. Fr. – [60]: 142; *Lecidea macrocarpa* f. *steriza* (Ach.) Vain. – [60]: 142; *Lecidea platycarpa* Ach. – [97]: 254; [104]: 220; [105]: 188; *Lecidea platycarpa* var. *oxydata* Körb. – [105]: 188; *Lecidea platycarpa* var. *steriza* (Ach.) Rabenh. – [104]: 195

- +*Porpidia musiva* (Körb.) Hertel et Knoph; *Lecidea contigua* f. *convexa* Fr. – [105]: 188; *Lecidea contigua* var. *convexa* Fr. – [104]: 210, 220; *Lecidea macrocarpa* var. *convexa* (Fr.) H. Magn. – [60]: 142
- Porpidia soredizodes* (Nyl.) J. R. Laundon – [41]: 90, 280
- Porpidia superba* (Körb.) Hertel et Knoph; *Lecidea macrocarpa* var. *superba* (Körb.) Th. Fr. – [60]: 142; *Lecidea superba* Körb. – [105]: 188; [113]: 153<sup>Bw</sup>; [122]: 71<sup>Bw</sup>
- Porpidia tuberculosa* (Sm.) Hertel et Knoph – [28]: 470; [30]: 578; [41]: 19<sup>Sp</sup>, 281, 294, 388; [171]: 46; [199]: 440; *Haploparcon tumidum* Anzi – [218]: 138; *Lecidea sorediza* Nyl. – [97]: 254; *Lecidea tumida* A. Massal. – [60]: 144
- Protoblastenia cyclospora* (Körb.) Poelt – [41]: 281
- Protoblastenia rupestris* (Scop.) J. Steiner – [41]: 282; *Lichen rupestris* Scop. – [44]: 153<sup>R</sup>; see [41]: 407<sup>R</sup>; *Patellaria rupestris* (Scop.) DC. – [53]: 244<sup>R</sup>
- Protopannaria pezizoides* (Weber) P. M. Jørg. et S. Ekman; *Biatora triptophylla* var. *pezizoides* (Weber) Kremp. – [104]: 197
- Protoparmelia badia* (Hoffm.) Hafellner – [41]: 282, 292, 323; [171]: 46; [223]: 776; *Lecanora badia* (Hoffm.) Ach. – [60]: 177; [77]: 233; [105]: 147; [165]: 82; [192]: 246; [217]: 201; [218]: Tab. XVII, XIX, XX, XXI, XXII; *Parmelia badia* (Hoffm.) Pers. – [104]: 217
- +*Protoparmelia nephaea* (Sommerf.) R. Sant. – [221]: 320; [223]: 776
- Protoparmeliopsis muralis* (Schreb.) M. Choisy – [28]: 470; *Lecanora albomarginata* (Nyl.) Cromb. – [79]: 127; *Lecanora muralis* (Schreb.) Rabenh. – [41]: 200, 299, 318; [60]: 182; [165]: 69, 71; [218]: 56; *Lecanora saxicola* (Pollich) Ach. – [53]: 250<sup>R</sup>; *Lichen saxicolus* Lilj. – [44]: 164<sup>R</sup>; [81]: 147; *Parmelia saxicola* (Lilj.) Mart. – [104]: 195, 217; *Placodium murale* var. *diffractum* (Ach.) Arnold – [105]: 144; *Placodium saxicolum* (Pollich) Frege – [13]: 527; [97]: 260, 262, 263
- Protothelenella corrossa* (Körb.) H. Mayrhofer et Poelt – [41]: 282<sup>Sp</sup>, 283<sup>Sp</sup>; [137]: 43<sup>Sp</sup>; [171]: 46; [223]: 780; *Microglaena corrossa* (Körb.) Arnold – [220]: 115
- Protothelenella sphinctrinoides* (Nyl.) H. Mayrhofer et Poelt – [223]: 778<sup>Bw</sup>
- Pseudephebe minuscula* (Arnold) Brodo et D. Hawksw.; *Parmelia minuscula* (Arnold) Nyl. – [60]: 187; [152]: 278
- Pseudephebe pubescens* (L.) M. Choisy – [223]: 781; *Parmelia lanata* (Neck.) Wallr. – [105]: 137; *Parmelia pubescens* (L.) Vain. – [60]: 187; [65]: 92<sup>Bw</sup>; [77]: 236; [113]: 225<sup>Bw</sup>; [216]: 340; [218]: Tab. XVII, XX, Tab. 3; *Parmelia fahlunensis* var. *lanata* (Neck.) Schaer. – [104]: 202; *Parmelia stygia* var. *lanata* (Neck.) Fr. – [104]: 215, 217
- Pseudevernia furfuracea* (L.) Zopf – [28]: 470; [30]: 578; [41]: 23, 182, 283; [55]: 62<sup>R</sup>; [127]: 26, 33, 34, 38, 39, 42, 55, 68; [128]: 337; [175]: 85; [190]: 116; [192]: 246; [218]: Tab. X, XXIII; *Evernia furfuracea* (L.) W. Mann – [23]: 227<sup>Sp</sup>; [104]: 198, 217; *Parmelia furfuracea* (L.) Ach. – [60]: 184; [74]: 55, 125, 126, 139, 140, 141, 157, 172, 173; [77]: 235; [79]: 129; [97]: 270, 273; *Parmelia furfuracea* var. *soralifera* (Bitter) Zahlbr. – [60]: 185; *Parmelia furfuracea* var. *soreumatica* Wallr. – [79]: 129
- +*Pseudevernia furfuracea* var. *ceratea* (Ach.) D. Hawksw. – [41]: 283; *Parmelia furfuracea* var. *ceratea* Ach. – [60]: 185; [200]: 77
- \**Pseudocercospora lichenum* (Keissl.) D. Hawksw.; *Cladosporium lichenum* Keissl. – [166]: 139
- Pseudosagedia aenea* (Wallr.) Hafellner et Kalb; *Porina aenea* (Wallr.) Zahlbr. – [28]: 470; [30]: 578; [41]: 277, 278; *Porina carpinea* (Ach.) Zahlbr. – [166]: 127
- Pseudosagedia chlorotica* (Ach.) Hafellner et Kalb; *Porina chlorotica* (Ach.) Müll. Arg. – [28]: 470; [30]: 578; [41]: 90, 175, 278; [60]: 118; [97]: 262; *Sagedia macularis* (Wallr.) Körb. – [103]: 354; [105]: 250; *Verrucaria macularis* Wallr. – [104]: 221; *Verrucaria macularis* var. *contigua* Schaer. – [104]: 196
- +*Psilolechia clavulifera* (Nyl.) Coppins – [171]: 39, 46
- Psilolechia lucida* (Ach.) M. Choisy – [28]: 470; [30]: 578; [38]: 41; [41]: 19<sup>Sp</sup>, 23, 130<sup>Sp</sup>, 134<sup>Sp</sup>, 232, 284; [208]: 221; *Biatora lucida* (Ach.) Fr. – [24]: 33<sup>Sp</sup>; [97]: 255; [104]: 195, 198, 199, 211, 212, 214, 220; [105]: Tab. I, 213; [112]: 27; *Lecidea lucida* (Ach.) Ach. – [60]: 147; [166]: 120; [200]: 62
- Psora decipiens* (Hedw.) Hoffm. – [41]: 284, 285; *Lecanora decipiens* (Hedw.) Ach. – [147]: 137<sup>Bw</sup>; *Lecidea decipiens* (Hedw.) Ach. – [53]: 242; *Lichen decipiens* Hedw. – [44]: 163<sup>R</sup>; [81]: 142
- Psora testacea* (Hoffm.) Ach. – [41]: 285, 320
- Psorinia conglomerata* (Ach.) Goth. Schneid.; *Toninia conglomerata* (Ach.) Boistel – [60]: 154; [161]: 386
- Psorotichia murorum* A. Massal. – [23]: 219; [41]: 286
- Punctelia borrieri* (Sm.) Krog; *Parmelia borrieri* (Sm.) Turner – [60]: 186; [104]: 195, 197, 217
- Punctelia subrudecta* (Nyl.) Krog; *Parmelia dubia* (Wulfen) Schaer. – [79]: 131; [80]: 147; [104]: 195; [105]: 133; *Parmelia subrudecta* Nyl. – [41]: 249, 250; [175]: 75, 169; *Punctelia ulophylla* (Ach.) van Herk et Aptroot – [28]: 470
- Pycnora sorophora* (Vain.) Hafellner – [28]: 470



- Pycnothelia papillaria* (Ehrh.) Dufour – [41]: 26, 128, 286, 287; [60]: 157; *Cladonia papillaria* (Ehrh.) Hoffm. – [6]: 307; [23]: 232<sup>Sp</sup>; [42]: 170; [77]: 231; [97]: 265; [115]: 11; [153]: 95, 99; [154]: 99; [179]: 85; *Cladonia papillaria* f. *molariformis* (Hoffm.) Schaer. – [23]: 232<sup>Sp</sup>; *Lichen papillarius* Ehrh. – [44]: 161  
 +*Pyrenopsis picina* (Nyl.) Forssell; *Collema pulposum* var. *diffRACTO-areolatum* Schaer. – [104]: 211  
*Pyrenula laevigata* (Pers.) Arnold; *Verrucaria glabrata* Ach. – [104]: 197, 221  
*Pyrenula nitida* (Weigel) Ach. – [30]: 578; [41]: 288; [60]: 120; [74]: 94, 146; [77]: 227; [80]: 140; [127]: 27, 28, 30, 73, 90; [128]: 337; [171]: 43, 46; *Verrucaria nitida* Weigel – [53]: 240<sup>R</sup>; [104]: 197, 221  
*Pyrenula nitidella* (Schaer.) Müll. Arg. – [166]: 127  
 ++*Pyxine soredata* (Ach.) Mont.; *Physcia endochrysoidea* Nyl. – [141]: 122  
*Racodium rupestre* Pers. – [60]: 132; [73]: 5; [104]: 212; [157]: 168; [218]: 107, Tab. I(3)  
*Ramalina calicaris* (L.) Fr. – [60]: 191; [104]: 195, 217; *Lichen calycaris* L. – [44]: 182<sup>R</sup>; see [41]: 402<sup>R</sup>;  
*Ramalina fraxinea* var. *calicaris* (L.) Schaer. – [105]: 123  
*Ramalina capitata* (Ach.) Nyl. – [60]: 191; *Ramalina strepsilis* (Ach.) Zahlbr. – [97]: 260  
*Ramalina farinacea* (L.) Ach. – [28]: 470; [30]: 578; [41]: 23, 288, 289; [55]: 61<sup>R</sup>; [60]: 192; [73]: 13; [74]: 83, 146, 157, 173; [127]: 28, 38, 41, 48, 51; [128]: 337; *Lichen farinaceus* L. – [44]: 183<sup>R</sup>; see [41]: 404<sup>R</sup>;  
*Ramalina fraxinea* var. *farinacea* (L.) Fűrnrrohr – [53]: 247<sup>R</sup>  
*Ramalina fastigiata* (Pers.) Ach. – [41]: 289; [60]: 192; [77]: 238; *Ramalina fraxinea* var. *fastigiata* (Pers.) Fr. – [53]: 247<sup>R</sup>; *Ramalina populina* (Hoffm.) Vain. – [74]: 147  
*Ramalina fraxinea* (L.) Ach. – [41]: 289<sup>R</sup>, 290; [60]: 192; [175]: 112; *Lichen fraxineus* L. – [44]: 182<sup>R</sup>  
*Ramalina intermedia* (Nyl.) Nyl. – [166]: 116, 120  
*Ramalina pollinaria* (Westr.) Ach. – [23]: 227<sup>Sp</sup>; [28]: 470; [30]: 578; [41]: 19<sup>Sp</sup>, 23, 111, 113, 122, 290; [55]: 63<sup>R</sup>; [60]: 192; [104]: 196, 199, 217; [127]: 45, 48, 51; *Ramalina fraxinea* var. *pollinaria* (Westr.) Fűrnrrohr – [53]: 247<sup>R</sup>  
*Ramalina thrausta* (Ach.) Nyl. – [3]: 187<sup>Bw</sup>; [73]: 13; [74]: 147; [113]: 232<sup>Bw</sup>; [127]: 38, 42, 48, 51; [128]: 337; [200]: 80  
 \**Reichlingia leopoldii* Diederich et Scheid. – [28]: 471  
*Rhizocarpon alpicola* (Anzi) Rabenh. – [37]: 366; [49]: 64, 114, 124; [54]: 37; [60]: 154; [178]: 93; [218]: Tab. XVII, XX, XXI, Tab. 3; [223]: 808; *Buellia alpicola* Anzi – [105]: 201; *Lecidea geographica* var. *alpicola* (Anzi) Schaer. – [104]: 198, 201, 202, 210, 215; *Rhizocarpon chionophilum* Th. Fr. – [113]: 155<sup>Bw</sup>; *Rhizocarpon oreites* (Vain.) Zahlbr. – [80]: 144; [114]: 265  
*Rhizocarpon atroflavescens* Lynge; *Rhizocarpon atroflavescens* var. *atroflavescens* Lynge – [60]: 155; *Rhizocarpon geographicum* var. *pulverulentum* (Schaer.) Runemark – [105]: 205  
*Rhizocarpon badioatrum* (Spreng.) Th. Fr. – [41]: 292; [49]: 114, 124, 125; [80]: 144; [218]: Tab. XX, XXI, XXII; *Buellia badioatra* (Flörke) Mudd – [105]: 200; *Buellia rivularis* (Flot.) Kremp. – [105]: 201; *Lecidea atroalba* (L.) Ach. – [53]: 243; [104]: 220; *Lecidea confervoides* var. *atro-alba* (L.) Schaer. – [104]: 198; *Lichen atroalbus* L. – [44]: 157; see [41]: 401; *Rhizocarpon badioatrum* f. *atroalbum* (L.) Malme – [60]: 155  
*Rhizocarpon carpaticum* Runemark – [49]: 115, 125; [223]: 808  
*Rhizocarpon cinereovirens* (Müll. Arg.) Vain. – [49]: 115, 125  
*Rhizocarpon distinctum* Th. Fr. – [19]: 594; [28]: 471; [30]: 578; [33]: 211; [41]: 24, 119, 121, 282, 292, 293, 311, 323; [49]: 113, 115, 126; [60]: 155; [165]: 79; [190]: 116; *Rhizocarpon atroalbum* var. *ambiguum* (Ach.) Kremp. – [105]: 202  
*Rhizocarpon drepanodes* Feuerer – [49]: 115, 127  
*Rhizocarpon frigidum* Räsänen – [49]: 70, 116, 127; *Rhizocarpon tinei* subsp. *frigidum* (Räsänen) Runemark – [178]: 144  
*Rhizocarpon geminatum* Körb. – [105]: 205  
*Rhizocarpon geographicum* (L.) DC. – [28]: 471; [41]: 24, 121, 124, 199, 204, 245, 247, 251, 292, 293, 388; [49]: 113, 116, 127, 128; [57]: 316; [60]: 156; [74]: 55; [77]: 230; [97]: 253, 256, 258, 260, 262; [166]: 138; [190]: 116; [192]: 246; [217]: 201; [218]: Tab. XVII, XIX, XX, XXI, XXIII; *Lecidea atrovirens* (L.) Ach. – [104]: 220; *Lecidea geographica* (L.) Rabenh. – [53]: 243; ? *Lecidea geographica* var. *alpicola* f. *conglomerata* (Fr.) Schaer. – [104]: 202, 211; *Lecidea geographica* var. *contigua* Schaer. – [104]: 198, 199, 201, 202, 210, 214; *Lecidea geographica* var. *atro-virens* (L.) Schaer. – [104]: 198, 202, 210, 214; *Lecidea geographica* var. *pulverulenta* Schaer. – [104]: 198, 202, 210, 214; *Lichen geographicus* L. – [44]: 151; [81]: 140; see [41]: 404; *Rhizocarpon geographicum* f. *atro-virens* (L.) A. Massal. – [60]: 156; *Rhizocarpon geographicum* var. *contiguum* (Schaer.) Räsänen – [60]: 156; [105]: 205; *Rhizocarpon geographicum* f. *contiguum* (Schaer.) Räsänen – [80]: 144; ? *Rhizocarpon geographicum* f. *corticola* (Anzi) Jatta – [57]: 319; *Rhizocarpon geographicum* var. *ferrugineum* Räsänen – [60]: 156; *Rhizocarpon geographicum* var. *radians* Räsänen – [60]: 156; *Rhizocarpon lindsayanum* subsp. *lindsayanum* Räsänen – [165]: 79; [178]: 122; *Rhizocarpon*

- lindsayanum* var. *lindsayanum* Räsänen – [60]: 156; *Rhizocarpon lindsayanum* subsp. *kittilense* (Räsänen) Runemark – [178]: 126; *Rhizocarpon riparium* Räsänen – [49]: 120, 133; *Rhizocarpon tinei* subsp. *vulgare* Runemark – [178]: 133; *Rhizocarpon tinei* subsp. *diabasicum* (Räsänen) Runemark – [178]: 139; *Verrucaria geographica* (L.) F. H. Wigg. – [42]: 183
- Rhizocarpon grande* (Flörke) Arnold – [41]: 24, 293; [49]: 117, 129; [60]: 156; [113]: 158<sup>Bw</sup>; *Rhizocarpon atroalbum* var. *grande* (Flörke) Kremp. – [105]: 203
- Rhizocarpon hochstetteri* (Körb.) Vain. – [41]: 293; [49]: 117, 129; [60]: 156; [223]: 812; *Catocarpon applanatum* (Th. Fr.) Arnold – [111]: 73; *Lecidea confervoides* var. *concreta* Schaer. – [104]: 195, 198; *Rhizocarpon applanatum* (Fr.) Th. Fr. – [73]: 7; [113]: 155<sup>Bw</sup>
- Rhizocarpon lecanorinum* Anders – [28]: 471; [41]: 119, 208, 214, 243, 251, 293, 294, 388; [49]: 113, 117, 130; [60]: 156; [165]: 76, 80; [171]: 46; [178]: 108; [192]: 246; [217]: 201; [218]: Tab. XIX, XXI; *Lecidea geographica* var. *lecanorina* (Körb.) Nyl. – [104]: 198; *Rhizocarpon geographicum* f. *lecanora* Flörke – [97]: 257; *Rhizocarpon geographicum* var. *lecanorinum* Körb. – [105]: 205; *Rhizocarpon lecanora* (Flörke) Lyngbe comb. illeg. – [77]: 230
- Rhizocarpon leptolepis* Anzi – [49]: 118, 130; [166]: 138; [223]: 814
- Rhizocarpon macrosporum* Räsänen – [49]: 118, 130; [60]: 156; [178]: 112
- Rhizocarpon oederi* (Weber) Körb. – [49]: 118, 132; [60]: 156; [77]: 230; [166]: 138; [218]: Tab. 19; [223]: 814
- Rhizocarpon petraeum* (Wulfen) A. Massal.; *Lecidea confervoides* var. *dendritica* (Hoffm.) Schaer. – [104]: 212; *Lecidea petraea* (Wulfen) Ach. – [53]: 242; [104]: 195, 220; see [41]: 401; *Lichen petraeus* Wulfen – [198]: 509; *Rhizocarpon distinctum* f. *fuscum* (Flot.) Sandst. – [60]: 155
- Rhizocarpon polycarpum* (Hepp) Th. Fr. – [30]: 578; [41]: 295; [49]: 119, 132; [60]: 156; [73]: 7; [80]: 144; [97]: 253; [113]: 156<sup>Bw</sup>; [218]: Tab. XVII; ? *Buellia confervoides* f. *oxydata* Kremp. – [104]: 213; [105]: 201
- Rhizocarpon reductum* Th. Fr. – [30]: 578; [33]: 209, 210; [41]: 294; [49]: 118, 130, 131<sup>Sp</sup>; [60]: 156; [97]: 253, 258; [200]: 66; [217]: 203; [218]: Tab. VI, Tab. XVI; *Lecidea obscurata* (Ach.) Schaer. – [104]: 210, 220; *Lecidea petraea* var. *obscurata* Ach. – [104]: 210, 212; *Rhizocarpon obscuratum* auct. – [28]: 471; [41]: 19<sup>Sp</sup>, 23, 24, 280<sup>Sp</sup>, 388; *Rhizocarpon obscuratum* f. *fuscocinereum* (Kremp.) Arnold – [60]: 156; *Rhizocarpon petraeum* var. *majus* f. *fuscocinereum* Kremp. – [105]: 203; *Rhizocarpon petraeum* var. *obscuratum* (Ach.) Kremp. – [105]: 204
- Rhizocarpon rubescens* Th. Fr.; *Rhizocarpon plicatile* auct. – [24]: 37<sup>Sp</sup>; [41]: 294; [49]: 119, 132; [223]: 817
- Rhizocarpon simillimum* (Anzi) Lettau – [41]: 295, 411; [49]: 120, 133; [190]: 116; [223]: 817
- Rhizocarpon viridiatrum* (Wulfen) Körb. – [41]: 24, 119, 292, 295; [49]: 121, 135; [60]: 157; [105]: Tab. I, 206; [113]: 158<sup>Bw</sup>; [159]: 51; [165]: 76; [178]: 101; [190]: 116
- +*Rimularia furvella* (Mudd) Hertel et Rambold; *Lecidea furvella* Mudd – [60]: 141; [157]: 168; [165]: 85; [216]: 340; [218]: Tab. XVII, XIX, XX, XXI, XXII
- Rimularia gibbosa* (Ach.) Coppins, Hertel et Rambold – [208]: 220; [223]: 820; *Lecanora bockii* (Fr.) Rabenh. – [60]: 174; [113]: 204<sup>Bw</sup>; [165]: 82; *Mosigia gibbosa* (Ach.) A. Massal. – [103]: 309; [105]: Tab. I, 253; [218]: Tab. X, XVII, XX, XXI; *Pyrenula gibbosa* Ach. – [104]: 212; *Sagedia gibbosa* (Ach.) Fr. – [104]: 221
- Rinodina archaea* (Ach.) Arnold (1881) – [165]: 67
- Rinodina aspersa* (Borrer) J. R. Laundon – [41]: 23, 295, 296; *Rinodina fatiscens* (Th. Fr.) Vain. – [60]: 203; [135]: 410; [159]: 51
- Rinodina atrocinerea* (Hook.) Körb. – [60]: 203; [112]: 27
- Rinodina bischoffii* (Hepp) A. Massal. – [41]: 105, 296, 297; [135]: 383<sup>R</sup>; [165]: 71, 72
- Rinodina calcarea* (Arnold) Arnold – [41]: 297
- Rinodina confragosa* (Ach.) Körb. – [23]: 235<sup>Sp</sup>; [135]: 398<sup>Sp</sup>; [165]: 79; [223]: 831
- Rinodina conradii* Körb. – [60]: 203; [134]: 324; summit of Mt. Brand near Hetzeldorf
- Rinodina dubyana* (Hepp) J. Steiner – [41]: 297, 298; [136]: 93; *Buellia dubyana* (Hepp) Rabenh. – [165]: 68, 70
- +*Rinodina efflorescens* Malme – [28]: 471; [171]: 39, 46
- Rinodina exigua* (Ach.) Gray – [41]: 298; [165]: 67
- +*Rinodina fimbriata* Körb. – [41]: 103, 298, 299, 309
- Rinodina gennarii* Bagl. – [41]: 299, 300; *Rinodina demissa* auct. – [23]: 236<sup>Sp</sup>; [97]: 253, 263; *Rinodina salina* Degel. – [60]: 204
- Rinodina griseosoralifera* Coppins – [149]: 321
- Rinodina immersa* (Körb.) Zahlbr. – [41]: 300; [136]: 106
- Rinodina lecanorina* (A. Massal.) A. Massal. – [41]: 300, 301; *Lichen occellatus* (Hoffm.) Ach. – [44]: 157<sup>R</sup>; see [41]: 405<sup>R</sup>
- Rinodina purpurifera* Poelt – [136]: 140, 141; [167]: 4
- Rinodina pyrina* (Ach.) Arnold – [30]: 578; [41]: 301; [134]: 219; [165]: 67

- Rinodina sopherodes* (Ach.) A. Massal. – [88]: 244  
 +*Rinodina trachytica* (A. Massal.) Bagl. et Carestia; ? *Lecanora subfusca* var. *trachytica* A. Massal. – [105]: 149  
*Ropalospora viridis* (Tønsberg) Tønsberg – [28]: 471; [171]: 39, 46  
 \**Sagediopsis barbara* (Th. Fr.) R. Sant. et Triebel – [207]: 114, 115, 218; *Gongylia nadvornikii* Servit – [166]: 140  
 +*Sarcogyne privigna* (Ach.) A. Massal. – [41]: 304  
*Sarcogyne regularis* Körb. – [41]: 305; *Lecidea immersa* var. *pruinosa* (Ach.) Schaer. – [104]: 215; *Sarcogyne pruinosa* auct. – [60]: 166; [165]: 73  
*Sarcosagium campestre* (Fr.) Poetsch et Schied.; *Biatorrella campestris* (Fr.) Almq. – [132]: 22<sup>R</sup>  
 °*Sarea difformis* (Fr.) Fr. – [30]: 578; [41]: 305  
 °*Sarea resinæ* (Fr.: Fr.) Kuntze – [30]: 578; [41]: 305  
*Schaereria cinereorufa* (Schaer.) Th. Fr. – [223]: 848; *Lecidea cinereorufa* Schaer. – [60]: 148; [113]: 154<sup>Bw</sup>; [216]: 340; [218]: Tab. XX; *Lecidea lugubris* Fr. – [104]: 213, 220; [105]: Tab. I, 191; *Psora cinereorufa* (Schaer.) Hellb. – [73]: 6; [122]: 84<sup>Bw</sup>; *Schaereria lugubris* (Fr.) Körb. – [102]: 232  
*Schaereria fuscocinerea* (Nyl.) Clauzade et Cl. Roux – [223]: 850; *Lecidea tenebrosa* Flot. – [216]: 340; [218]: Tab. XVII, XIX, XX, Tab. 3; [217]: 201  
*Schismatomma pericleum* (Ach.) Branth et Rostr.; *Schismatomma abietinum* (Humb.) Almq. non (Ach.) A. Massal. – [60]: 130; [73]: 5; [74]: 98; [80]: 141; [127]: 26, 73, 90  
 +*Schismatomma umbrinum* (Coppins et P. James) P. M. Jørg. et Tønsberg; *Lecanactis umbrina* Coppins et P. James – [171]: 33, 45  
 \**Sclerococcum sphaerale* (Ach.) Fr. – [41]: 262, 306; [208]: 225; *Coniothecium sphaerale* (Fr.) Keissl. – [165]: 90; [218]: Tab. XX  
*Sclerophora pallida* (Pers.) Y. J. Jao et Spooner; *Coniocybe stilbea* Ach. – [53]: 252<sup>R</sup>  
 +*Sclerophora peronella* (Ach.) Tibell – [171]: 30, 43, 46; *Coniocybe hyalinella* Nyl. – [76]: 106  
*Scoliosporum chlorococcum* (Stenh.) Vězda – [28]: 471; [30]: 578; [41]: 306; [127]: 73, 90; [128]: 337; *Bacidia chlorococca* (Stenh.) Lettau – [55]: 35<sup>R</sup>; [88]: 240; [165]: 59; [166]: 123  
*Scoliosporum sarothamni* (Vain.) Vězda – [171]: 40, 46  
*Scoliosporum umbrinum* (Ach.) Arnold – [41]: 243, 307, 388; *Bacidia umbrina* (Ach.) Bausch – [165]: 77; [216]: 339; [218]: 21, Tab. XVI  
 \**Scutula epiblastematica* (Wallr.) Rehm – [24]: 46  
*Solorina saccata* (L.) Ach. – [41]: 307; [208]: 228<sup>R</sup>; *Lichen saccatus* L. – [44]: 179; [81]: 142; *Peltigera saccata* (L.) DC. – [53]: 245  
 \**Sphaerellothecium minutum* Hafellner – [208]: 225  
*Sphaerophorus fragilis* (L.) Pers. – [3]: 31<sup>Bw</sup>; [60]: 124; [77]: 227; [104]: 216; [105]: 228; [172]: 342<sup>Bw</sup>; [208]: 225; [218]: Tab. XX, XXII, Tab. 3; [223]: 862; *Sphaerophoron fragile* (L.) Pers. – [104]: 210, 221; [105]: 228  
*Sphaerophorus globosus* (Huds.) Vain. – [41]: 404<sup>R</sup>; [58]: 47; [60]: 124; [74]: 139, 154; [80]: 140; [124]: 78; [171]: 40, 43, 46; [218]: Tab. XXIII; *Lichen globiferus* L. – [44]: 189<sup>R</sup>; see [41]: 404<sup>R</sup>; *Sphaerophorus coralloides* Pers. – [104]: 198, 201, 209, 212, 221; [105]: Tab. I, 228; [112]: 30  
*Spilonema revertens* Nyl. – [165]: 79; [223]: 867  
*Sporastatia polyspora* (Nyl.) Grummann – [218]: Tab. 3; *Biatorrella cinerea* (Schaer.) Th. Fr. – [73]: 7; *Sporastatia cinerea* (Schaer.) Körb. – [132]: 5<sup>Bw</sup>, 6<sup>Bw</sup>  
*Squamarina cartilaginea* (With.) P. James – [41]: 308; *Squamarina crassa* (Huds.) Poelt – [60]: 182  
*Squamarina gypsacea* (Sm.) Poelt – [60]: 182; *Psoroma gypsaceum* (Sm.) A. Massal. – [105]: 147<sup>R</sup>; see [41]: 410<sup>R</sup>  
*Squamarina lentigera* (Weber) Poelt – [60]: 182; *Lichen lentigerus* Weber – [81]: 141; see [41]: 405  
*Staurothele fissa* (Taylor) Zwackh – [41]: 85, 103, 298, 309; [60]: 117; [97]: 262; [200]: 57  
*Staurothele frustulenta* Vain. – [41]: 309; *Staurothele elegans* (Wallr.) Zwackh – [113]: 85<sup>Bw</sup>; [200]: 57  
*Staurothele rufa* (A. Massal.) Zschacke – [41]: 310; [165]: 73  
*Steinia geophana* (Nyl.) Stein – [171]: 40, 46  
 °*Stenocybe major* Körb. – [76]: 106; [88]: 244; [166]: 115, 127; [223]: 874  
 °*Stenocybe pullatula* (Ach.) Stein – [28]: 471; [30]: 578; [41]: 90, 311; *Stenocybe byssacea* (Fr.) Körb. – [21]: 61  
*Stereocaulon condensatum* Hoffm. – [14]: 74, 75; [24]: 7<sup>Bp</sup>; [41]: 311, 370; [60]: 163; [105]: 115; [223]: 878  
*Stereocaulon dactylophyllum* Flörke – [41]: 311, 370; [60]: 163; [217]: 203; [218]: Tab. VI; [223]: 878;  
     *Stereocaulon corallinum* Laurer – [104]: 196, 198, 199, 210, 217; [105]: Tab. I, 114; *Stereocaulon coralloides* Fr. – [3]: 123; [33]: 183; [51]: 200<sup>Bw</sup>; [77]: 232; [80]: 145; [115]: 49; [200]: 68<sup>Bw</sup>  
*Stereocaulon evolutum* Graewe – [60]: 164; [160]: 281; [220]: 119  
*Stereocaulon nanodes* Tuck. – [136]: 141; [166]: 139; [167]: 4; [223]: 880; *Stereocaulon nanodes* f. *tyroliense* (Nyl.) I. M. Lamb – [60]: 164; *Stereocaulon tyroliense* (Nyl.) Lettau – [156]: 325

- Stereocaulon pileatum* Ach. – [60]: 164; [136]: 141; [166]: 139; [167]: 4; [223]: 880; *Stereocaulon saxonicum* Bachm. – [77]: 232; [60]: 164
- Stereocaulon tomentosum* Fr. – [23]: 228<sup>Sp</sup>; [24]: 7<sup>Sp</sup>; [41]: 312; [51]: 188; [60]: 164; [104]: 210, 217; [105]: Tab. I, 115; [223]: 882
- Stereocaulon vesuvianum* Pers. – [60]: 164; [218]: Tab. VI; [223]: 882; *Stereocaulon denudatum* Flörke – [3]: 124<sup>Bw</sup>; [51]: 136<sup>Bw</sup>; [77]: 232; [104]: 216, 217; [105]: Tab. I, 115; [113]: 171<sup>Bw</sup>
- Sticta fuliginosa* (Hoffm.) Ach. – [73]: 9; [74]: 168; [127]: 43, 55, 69
- Sticta sylvatica* (Huds.) Ach. – [53]: 246; [60]: 137; [73]: 9; [74]: 168; [104]: 199, 214, 217; [127]: 43, 55, 69; *Lichen silvaticus* Huds. – [44]: 176; see [41]: 408<sup>R</sup>
- \**Stigmatidium fuscatae* (Arnold) R. Sant. – [30]: 578; [41]: 312
- \**Stigmatidium lichenum* (Winter) Triebel et Scholz; *Arthopyrenia lichenum* Winter – [24]: 47<sup>Sp</sup>; [41]: 312
- Strangospora moriformis* (Ach.) Stein; *Biatorina moriformis* (Ach.) Th. Fr. – [60]: 165; [77]: 232
- Strangospora ochrophora* (Nyl.) R. A. Anderson – [171]: 40, 46
- Strangospora pinicola* (A. Massal.) Körb. – [41]: 313; *Biatorina pinicola* (A. Massal.) Anzi. – [55]: 35
- Strigula stigmatella* (Ach.) R. C. Harris – [168]: 101; [171]: 46; [223]: 888; *Porina faginea* (Schaer.) Arnold – [166]: 129
- Synalissa symphorea* (Ach.) Nyl. – [41]: 313; *Synalissa acharii* Trevis. – [105]: 100<sup>R</sup>; *Synalissa ramulosa* auct. – [103]: 428<sup>R</sup>
- \**Szygospora physciacearum* Diederich – [28]: 471
- Tephromela atra* (Huds.) Hafellner; *Lecanora atra* (Huds.) Ach. – [60]: 177; [77]: 233; [97]: 258; [104]: 195, 199, 202, 211, 215; [105]: 148; [116]: 41<sup>Sp</sup>; [165]: 78; [218]: Tab. XIX; *Parmelia atra* (Huds.) Ach. – [104]: 217; *Psora atra* (Huds.) Hampe – [53]: 251<sup>R</sup>; see [41]: 410<sup>R</sup>
- Tephromela grumosa* (Pers.) Hafellner et Cl. Roux – [28]: 471; [41]: 314<sup>Sp</sup>; *Lecanora atra* var. *grumosa* (Pers.) Ach. – [23]: 237<sup>Sp</sup>; [60]: 177; [105]: 148; *Lecanora grumosa* (Pers.) Du Rietz – [97]: 258; *Psora atra* f. *grumosa* (Pers.) Ach. – [53]: 251; see [41]: 410
- Thamnomia vermicularis* (Sw.) Schaer. – [3]: 178<sup>Bw</sup>; [54]: 31, 37; [60]: 195; [65]: 108<sup>Bw</sup>; [77]: 238; [93]: 706<sup>Bw</sup>; [105]: Tab. I, 114; [113]: 232<sup>Bw</sup>; [144]: 265; [152]: 278; [216]: 338; [218]: Tab. 3; [223]: 894; *Cladonia vermicularis* (Sw.) DC. – [104]: 210, 216, 217; *Lichen vermicularis* Sw. – [44]: 188<sup>R</sup>; see [41]: 408<sup>R</sup>; *Thamnomia vermicularis* var. *taurica* (Wulfen) Schaer. – [60]: 195; [93]: 710
- Thamnomia vermicularis* var. *subuliformis* (Ehrh.) Schaer. – [60]: 195; [93]: 713
- Thelidium alpinum* (Zschacke) Servit; *Verrucaria hochstetteri* var. *alpina* Zschacke – [226]: 61<sup>R</sup>
- Thelidium decipiens* (Nyl.) Kremp.; *Thelidium amylaceum* auct. – [235]: 341<sup>R</sup>
- +*Thelocarpon laureri* (Flot.) Nyl. – [132]: 314; [166]: 139; [220]: 120; [223]: 902
- Thelocarpon superellum* Nyl. – [171]: 41, 42, 46
- Thelomma ocellatum* (Körb.) Tibell – [41]: 316
- Thelopsis rubella* Nyl. – [166]: 115, 127; [223]: 904
- Thelotrema lepadinum* (Ach.) Ach. – [30]: 578; [41]: 317; [60]: 130; [74]: 94, 95, 147; [77]: 228; [80]: 141; [104]: 197, 213, 217; [127]: 30, 73, 91; [128]: 337; [171]: 43, 46; [200]: 60
- Thyrea confusa* Henssen – [41]: 317
- Toninia athallina* (Hepp) Timdal – [41]: 317; *Catillaria athallina* (Hepp) Hellb. – [94]: 355; [165]: 70
- Toninia candida* (Weber) Th. Fr. – [41]: 318; *Lecidea candida* (Weber) Ach. – [53]: 242
- Toninia sedifolia* (Scop.) Timdal – [41]: 318, 319; *Lecidea vesicularis* (Hoffm.) Ach. – [53]: 242; *Lichen vesicularis* Hoffm. – [44]: 162<sup>R</sup>; *Thalloidima coeruleonigricans* auct. – [24]: 32; *Thalloidima vesiculare* (Hoffm.) A. Massal. – [105]: 184; *Toninia coeruleonigricans* auct. – [60]: 154; [76]: 111
- Toninia squalida* (Ach.) A. Massal. – [60]: 155; [105]: Tab. I, 185; [218]: XVI<sup>S</sup>, Tab. 3; [223]: 914; *Lecidea squalida* (Ach.) Ach. – [104]: 211, 220; *Toninia squarrosa* (Ach.) Th. Fr. – [113]: 159<sup>Bw</sup>; [122]: 100<sup>Bw</sup>
- Toninia taurica* (Szatala) Oxner – [41]: 320
- Trapelia coarctata* (Sm.) M. Choisy – [28]: 471; [30]: 578; [41]: 86, 320; [171]: 46; [218]: Tab. V; *Biatora coarctata* (Sm.) Th. Fr. – [97]: 254; *Lecidea coarctata* (Sm.) Nyl. – [60]: 145; *Lecidea coarctata* var. *elachista* (Ach.) Th. Fr. – [60]: 145; *Lecidea coarctata* var. *elacista* (Ach.) Th. Fr. – [104]: 195; [105]: 165
- Trapelia corticola* Coppins et P. James – [171]: 41, 46
- Trapelia involuta* (Taylor) Hertel – [28]: 471; [30]: 578; [41]: 90, 136, 280, 295, 321; [69]: 512; *Lecidea coarctata* var. *ornata* (Sommerf.) Nyl. – [165]: 87; *Trapelia ornata* (Sommerf.) Hertel – [166]: 139; [218]: Tab. VI, X, XXI
- Trapelia obtogens* (Th. Fr.) Hertel – [30]: 578; [41]: 321; [166]: 139
- Trapelia placodioides* Coppins et P. James – [30]: 578; [41]: 321
- Trapeliopsis flexuosa* (Fr.) Coppins et P. James – [28]: 471; [30]: 578; [41]: 322; *Lecidea aeruginosa* Borrer – [127]: 72, 84; *Lecidea flexuosa* sensu Vain. non Fr. – [216]: 342

- Trapeliopsis gelatinosa* (Flörke) Coppins et P. James – [28]: 471; [171]: 41, 46  
 ++*Trapeliopsis glaucopleidea* (Nyl.) Gotth. Schneid. – [171]: 41, 42, 46  
*Trapeliopsis granulosa* (Hoffm.) Lumbsch – [28]: 471; [30]: 578; [41]: 19<sup>Sp</sup>, 23, 322; [52]: 103; [72]: 346;  
*Biatora decolorans* (Hoffm.) Fr. – [104]: 220; [105]: 217; *Biatora granulosa* (Hoffm.) Flot. – [97]: 265;  
 [153]: 99; *Biatora granulosa* var. *decolorans* (Hoffm.) Hepp – [104]: 202, 210, 216; *Lecidea granulosa*  
 (Hoffm.) Ach. – [60]: 146; [77]: 230; [80]: 143; [200]: 62; ? *Lecidea granulosa* var. *decolorans* f. *aporetica*  
 Ach. – [80]: 143; [104]: 202  
*Trapeliopsis pseudogranulosa* Coppins et P. James – [28]: 471; [30]: 578; [41]: 323  
*Trapeliopsis viridescens* (Schrad.) Coppins et P. James – [28]: 471; [30]: 578; [41]: 323; *Biatora viridescens*  
 (Schrad.) W. Mann – [105]: 217; *Lecidea viridescens* (Schrad.) Ach. – [60]: 148  
*Tremolecia atrata* (Ach.) Hertel – [199]: 450; [223]: 927; *Lecidea dicksonii* auct. non (J. F. Gmelin) Ach. – [60]:  
 140; [113]: 146<sup>Bw</sup>; [218]: Tab. XVII, Tab. 19; *Lecidea melanophaea* Fr. – [104]: 220; *Lecidea variegata* var.  
*melanophaea* (Fr.) Kremp. – [105]: 189; *Urceolaria oederi* (Ach.) Schaer. – [104]: 215  
*Tuckermannopsis chlorophylla* (Willd.) Hale; *Cetraria chlorophylla* (Willd.) Vain. – [28]: 467; [30]: 576; [41]:  
 23, 126, 127, 184; [60]: 189; [74]: 95, 126, 157, 172; [80]: 148; [97]: 270, 273; [127]: 38, 53, 54; [128]: 336;  
 [175]: 84; [192]: 246; *Cetraria scutata* auct. non Wulfen – [77]: 237; *Platysma saepincola* f. *chlorophyllum*  
 (Willd.) Berdau – [23]: 232<sup>Sp</sup>  
*Umbilicaria crustulosa* (Ach.) Frey – [51]: 269<sup>Bw</sup>; [60]: 164; [79]: 126; [185]: 215; [218]: Tab. 3; [223]: 931;  
*Gyrophora cirrhosa* (Hoffm.) Vain. – [3]: 129<sup>Bw</sup>; *Gyrophora cirrosa* (Hoffm.) Vain. – [113]: 172<sup>Bw</sup>;  
*Gyrophora spadochroa* auct. medioeur. – [96]: 248; [172]: 280<sup>Bw</sup>; *Umbilicaria vellea* var. *spadochroa*  
 (Hoffm.) Fr. – [105]: 182  
*Umbilicaria cylindrica* (L.) Duby – [51]: 335<sup>Bw</sup>; [54]: 29; [57]: 316; [60]: 164; [79]: 126; [80]: 145; [97]: 256; [104]:  
 221; [123]: 64; [186]: 84; [192]: 246, 251; [218]: Tab. XVII, XX, XXI, XXII; [223]: 931; *Gyrophora cylindrica*  
 (L.) Ach. – [3]: 131<sup>Bw</sup>; [65]: 55<sup>Bw</sup>; [77]: 232; [96]: 248; [113]: 173<sup>Bw</sup>; *Umbilicaria cylindrica* var. *tornata* (Ach.)  
 Nyl. – [165]: 88; *Umbilicaria polymorpha* var. *cylindrica* (L.) Schaer. – [104]: 202, 210; [105]: 181  
*Umbilicaria deusta* (L.) Baumg. – [41]: 323, 388; [57]: 316; [60]: 164; [79]: 126; [123]: 102; [192]: 246, 251;  
 [218]: Tab. XVII, XXI, XXII; [223]: 931; *Gyrophora proboscidea* sensu Lettau – [113]: 173<sup>Bw</sup>; *Umbilicaria*  
*flocculosa* (Wulfen) Hoffm. – [105]: 182; *Umbilicaria polymorpha* var. *deusta* (L.) Schaer. – [104]: 202, 210,  
 216; *Umbilicaria polyphylla* var. *flocculosa* (Wulfen) Schaer. – [104]: 198, 202, 215, 220  
*Umbilicaria hirsuta* (Westr.) Hoffm. – [51]: 298<sup>Bw</sup>; [60]: 164; [79]: 126; [97]: 256; [165]: 88; [185]: 226; [192]:  
 246; [208]: 219; [218]: Tab. X; *Gyrophora hirsuta* (L.) Flot. – [113]: 173<sup>Bw</sup>; *Umbilicaria vellea* var. *hirsuta*  
 (Westr.) Fr. – [104]: 211, 215; [105]: 182  
*Umbilicaria hyperborea* (Ach.) Hoffm. – [41]: 411; [51]: 350; [60]: 164; [65]: 60<sup>Bw</sup>; [104]: 202, 220; [105]: 181;  
 [115]: 56<sup>Bw</sup>; [123]: 82; [165]: 88; [185]: 234; [186]: 84; [218]: Tab. XVII; [223]: 934; *Gyrophora hyperborea*  
 (Ach.) Ach. – [113]: 173<sup>Bw</sup>  
*Umbilicaria nylanderiana* (Zahlbr.) H. Magn. – [223]: 934; *Umbilicaria corrugata* (DC.) Nyl. – [165]: 88  
*Umbilicaria polyphylla* (L.) Baumg. – [41]: 202, 282, 323; [54]: 29; [60]: 165; [79]: 126; [80]: 145; [97]: 256,  
 260; [104]: 221; [105]: 182; [123]: 91; [165]: 88; [166]: 138; [218]: Tab. XVII, XX, XXII; [223]: 936;  
*Gyrophora polyphylla* (L.) Funck – [74]: 55; [77]: 232; [200]: 68; *Gyrophora polyphylla* var. *glabra* (Lilj.) –  
 [104]: 198, 212; “*Umbilicaria aenea* Mey.” – [53]: 242<sup>R</sup>; see [41]: 411<sup>R</sup>; *Umbilicaria polyphylla* var. *glabra*  
 (Lilj.) Stenh. – [104]: 202, 210  
*Umbilicaria proboscidea* (L.) Schrad. – [51]: 342<sup>Bw</sup>; [60]: 165; [218]: Tab. 3; [223]: 936; *Gyrophora proboscidea*  
 (L.) Ach. – [3]: 132<sup>Bw</sup>; *Lichen proboscideus* L. – [81]: 149; [198]: 531<sup>Bw</sup>; see [41]: 406  
*Umbilicaria torrefacta* (Lightf.) Schrad. – [60]: 165; [123]: 113; [165]: 88; [218]: XIX, XX, XXI, Tab. 3; [223]:  
 940; *Gyrophora erosa* (Weber) Hoffm. – [3]: 133<sup>Bw</sup>; [113]: 173<sup>Bw</sup>; *Gyrophora torrefacta* (Lightf.) Cromb. –  
 [3]: 133; *Umbilicaria erosa* (Weber) Hoffm. – [3]: 133<sup>Bw</sup>; [51]: 375; [80]: 145; [104]: 210, 216, 221; [105]:  
 181; [185]: 236<sup>Bw</sup>; *Umbilicaria erosa* var. *torrefacta* (Lightf.) Frey – [79]: 126  
*Umbilicaria vellea* (L.) Hoffm. (1791) – [60]: 165; [104]: 214, 221; [105]: Tab. I, 182; [123]: 56; [165]: 88; [177]:  
 186; [192]: 251  
 +*Usnea diplotypus* Vain. – [41]: 324  
*Usnea filipendula* Stirt. – [30]: 578; [41]: 324, 325; [127]: 38, 39, 41, 42, 48, 51; [128]: 337; *Usnea barbata* var.  
*dasy-poga* (Ach.) Fr. – [104]: 213; *Usnea dasy-poga* (Ach.) Shirley – [3]: 189<sup>Bw</sup>; [60]: 193; [74]: 112, 125, 139,  
 140, 141, 146, 157, 172, 173; [104]: 196; *Usnea dasy-poga* var. *stramineola* Motyka – [60]: 193; [93]: 537;  
*Usnea dasy-poga* var. *tuberculata* Motyka – [60]: 193; [93]: 543; *Usnea flagellata* Motyka – [93]: 547; [161]:  
 398; *Usnea hirtella* (Arnold) Motyka – [60]: 194; *Usnea muricata* Motyka – [93]: 566<sup>Bw</sup>; [139]: 220  
*Usnea florida* (L.) F. H. Wigg. – [41]: 325; [60]: 193; [127]: 41, 48, 52; [128]: 337; [139]: 242<sup>R</sup>; *Lichen floridus* L. –  
 [44]: 191<sup>R</sup>; [81]: 149; see [41]: 404; *Usnea barbata* var. *florida* (L.) Fr. – [23]: 226<sup>Sp</sup>; [53]: 246<sup>R</sup>; [104]: 196, 217;

- Usnea florida* subsp. *eufloida* Motyka – [139]: 242; *Usnea submollis* J. Steiner – [3]: 189; see [41]: 412; most likely a misidentification by Anders (Clerc in litt.). *U. submollis* J. Steiner is not a synonym of *U. florida*.
- Usnea glabrata* (Ach.) Vain. – [41]: 326; [60]: 193; [93]: 684; [127]: 42, 48, 52<sup>Bf</sup>; [139]: 497<sup>Bf</sup>; *Usnea barbata* f. *sorediifera* Arnold – [23]: 226
- Usnea glabrescens* (Vain.) Vain. – [127]: 41, 48, 52; [128]: 337; *Usnea compacta* (Räsänen) Motyka – [60]: 193; *Usnea sorediifera* var. *compacta* (Räsänen) Keissl. – [93]: 640
- Usnea hirta* (L.) F. H. Wigg. – [30]: 578; [41]: 184, 326, 412<sup>R</sup>; [44]: 191<sup>R</sup>; [60]: 194; [74]: 141; [97]: 270, 273; [127]: 38, 41, 48, 53; [128]: 337; [175]: 86; [192]: 246; [209]: 229; *Usnea barbata* var. *hirta* (L.) Fr. – [53]: 246<sup>R</sup>; [104]: 217
- Usnea intermedia* (A. Massal.) Jatta; *Usnea faginea* Motyka – [60]: 193; *Usnea glauca* var. *typica* Motyka – [139]: 167; *Usnea glauca* subsp. *faginea* (Motyka) Keissl. – [93]: 514; *Usnea rigida* (Ach.) Motyka nom. illeg. non Vain. – [30]: 578; [41]: 326, 327; [127]: 48, 53
- Usnea lapponica* Vain.; *Usnea sorediifera* sensu Motyka non (Arnold) Lyngø – [87]: 95; *Usnea monstrosa* Vain. – [60]: 194; a species of uncertain identity; see [60]
- Usnea longissima* Ach. – [41]: 412; [60]: 194; [93]: 665, 666; [96]: 246<sup>Bw</sup>; [105]: 117; [113]: 234<sup>Bw</sup>; [127]: 42, 48, 53; [139]: 427; [172]: 384; *Usnea longissima* var. *contorta* Elenk. – [60]: 194; [93]: 668
- Usnea scabrata* Nyl.; *Alectoria plicata* (L.) – [53]: 246<sup>R</sup>; *Lichen barbatus* L. – [44]: 191<sup>R</sup>; see [41]: 401<sup>R</sup>; *Lichen plicatus* L. – [44]: 192<sup>R</sup>; see [41]: 406<sup>R</sup>; *Usnea barbata* (L.) F. H. Wigg. – [209]: 229; *Usnea barbata* var. *plicata* (L.) Fr. – [53]: 246<sup>R</sup>; *Usnea plicata* (L.) F. H. Wigg. – [60]: 194
- Usnea subfloridana* Stirt. – [28]: 471 “cf.”; [30]: 578; [41]: 328; [87]: 95; [127]: 38, 41, 42, 48, 53; [128]: 337
- Usnea substerilis* Motyka – [41]: 328
- Usnea wasmuthii* Räsänen – [41]: 328
- Verrucaria acrotella* Ach. – [166]: 139; *Verrucaria macularis* var. *acrotella* (Ach.) Schaer. – [104]: 196
- +*Verrucaria aethiobola* Wahlenb.; *Verrucaria elaeina* Sm. et Sowerb. – [105]: 237
- Verrucaria aethioboloides* Zschacke; *Verrucaria hydrela* var. *aethioboloides* Kremp. – [60]: 109; [105]: 237
- Verrucaria aquatilis* Mudd – [41]: 329, 335
- Verrucaria calcisceda* DC. – [41]: 329, 330
- Verrucaria dolosa* Hepp – [41]: 412 (cf.)
- Verrucaria funckii* (Spreng.) Zahlbr. – [30]: 578; [41]: 331; [206]: 71
- Verrucaria fuscella* (Turner) Winch. – [41]: 332<sup>Bf</sup>; [105]: 234<sup>Bf</sup>
- Verrucaria hochstetteri* Fr. – [41]: 332; [226]: 61<sup>R</sup>
- Verrucaria hydrela* Ach. – [60]: 109; [97]: 262
- Verrucaria lecideoides* (A. Massal.) Trevis. – [41]: 332
- Verrucaria marmorea* (Scop.) Arnold – [21]: 74; [41]: 333
- Verrucaria muralis* Ach. – [28]: 471; [41]: 333
- +*Verrucaria murina* Leight. – [41]: 334; [226]: 129; *Verrucaria murina* var. *pusilla* A. L. Smith – [226]: 130; *Verrucaria myriocarpa* Hepp – [9]: 599; *Verrucaria myriocarpa* var. *pusilla* Arnold – [9]: 599
- Verrucaria nigrescens* Pers. – [13]: 528; [28]: 471; [30]: 578, [41]: 334; [60]: 110; [76]: 104; [97]: 263
- Verrucaria praetermissa* (Trevis.) Anzi – [41]: 103, 298, 309, 335
- Verrucaria pseudomyriocarpa* Servit – [41]: 413<sup>R</sup>; [201]: 373<sup>R</sup>
- +*Verrucaria rheitrophila* Zschacke – [41]: 335
- Verrucaria subfuscella* Nyl.; *Dermatocarpon subfuscillum* (Nyl.) Servit – [60]: 116
- Verrucaria velana* (A. Massal.) Zahlbr. – [41]: 336; [226]: 310; *Lithoidea velana* (A. Massal.) Lojka – [21]: 69
- Veildeae aestivalis* (Ohlert) Tscherm.-Woess et Poelt – [28]: 471
- \**Vouauxiella lichenicola* (Linds.) Petr. et Sydow – [41]: 336; [165]: 61, 91; [208]: 228
- Vulpicida juniperinus* (L.) J.-E. Mattsson et M. J. Lai; *Cetraria juniperina* (L.) Ach. – [104]: 196, 198; *Lichen juniperinus* L. – [81]: 143
- Vulpicida pinastri* (Scop.) J.-E. Mattsson et M. J. Lai – [41]: 337; [171]: 46; *Cetraria pinastri* (Scop.) Gray – [52]: 103; [60]: 190; [74]: 106; [77]: 237; [97]: 271, 273; [104]: 217; [127]: 34, 54, 56; [128]: 336; *Lichen pinastri* Scop. – [81]: 143
- Xanthoparmelia conspersa* (Ach.) Hale – [28]: 471; *Parmelia conspersa* (Ach.) Ach. – [30]: 577, [41]: 23, 119, 199, 242, 243, 245; [60]: 186; [77]: 236; [97]: 253, 257, 258; [104]: 195, 196, 197, 199, 217; [165]: 76; [190]: 116; *Imbricaria conspersa* (Ach.) DC. – [9]: 594; [15]: 164; [33]: 196; *Lichen conspersus* Ach. – [44]: 169; *Lobaria conspersa* (Ach.) Gärtn., Mey. et Scherb. – [53]: 248; *Parmelia conspersa* var. *isidiata* Anzi – [60]: 186; [77]: 236
- +*Xanthoparmelia mougeotii* (D. Dietr.) Hale; *Imbricaria mougeotii* (D. Dietr.) Flot. – [25]: 51; *Parmelia mougeotii* D. Dietr. – [3]: 146<sup>Bw</sup>; [41]: 413; [60]: 187; [111]: 73; [113]: 224<sup>Bw</sup>

- Xanthoparmelia somloënsis* (Gyeln.) Hale – [28]: 471; [208]: 220; *Parmelia conspersa* f. *stenophylla* Ach. – [62]: 275; *Parmelia somloënsis* Gyeln. – [41]: 23, 119, 248; *Parmelia stenophylla* (Ach.) Heug. – [60]: 188; could also refer to *Xanthoparmelia conspersa* (Jørgensen pers. comm.); *Parmelia taractica* auct. – [190]: 116
- Xanthoria candelaria* (L.) Th. Fr. – [30]: 578; [41]: 337, 338; [55]: 65<sup>R</sup>; [60]: 199; [73]: 14; [97]: 269; [175]: 58; *Lichen candelarius* L. – [44]: 162<sup>R</sup>; *Lobaria parietina* var. *stenophylla* Fűrnr. – [53]: 249<sup>R</sup>; *Xanthoria candelaria* f. *laceratula* Arnold – [23]: 235<sup>Sp</sup>; *Xanthoria candelaria* f. *lychnea* (Ach.) Arnold – [23]: 235<sup>Sp</sup>; *Xanthoria candelaria* var. *torulosa* Hillmann – [60]: 199; [77]: 238
- Xanthoria elegans* (Link) Th. Fr. – [28]: 471; [41]: 338; [218]: 56; *Caloplaca elegans* (Link) Th. Fr. – [60]: 199; [77]: 238; *Lichen elegans* Link – [44]: 164<sup>R</sup>; *Physcia elegans* (Link) De Not. – [13]: 527
- Xanthoria fallax* (Hepp) Arnold – [28]: 469, 471; [41]: 268, 304, 338, 339; [60]: 200; [127]: 55, 69; [165]: 79; *Physcia fallax* (Hepp) Bausch – [105]: 143, 280; *Xanthoria substellaris* (Ach.) Vain. – [79]: 134
- Xanthoria fulva* (Hoffm.) Poelt et Petutschnig – [41]: 122, 339
- Xanthoria parietina* (L.) Th. Fr. – [28]: 471; [30]: 578; [41]: 96, 268, 339, 340; [55]: 66; [60]: 200; [77]: 238; [97]: 270; [127]: 45, 55, 69; [128]: 337; [165]: 66; *Lichen parietinus* L. – [44]: 169<sup>R</sup>; *Parmelia parietina* (L.) Ach. – [104]: 217; *Physcia parietina* (L.) De Not. – [13]: 527
- Xanthoria polycarpa* (Hoffm.) Rieber – [30]: 578; [41]: 340; [60]: 200; [77]: 238; [79]: 133; [97]: 269, 273; [127]: 45, 55, 69; [128]: 337; *Lobaria parietina* var. *polycarpa* (Hoffm.) – [53]: 249<sup>R</sup>; see [41]: 409<sup>R</sup>
- \**Xenonectriella lutescens* (Rehm) Weese – [208]: 228
- Xylographa parallela* (Ach.: Fr.) Fr. – [200]: 60; *Xylographa abietina* (Pers.) Zahlbr. – [60]: 128; [80]: 141; [127]: 73, 91
- Xylographa vitiligo* (Ach.) J. R. Laundon; *Xylographa spilomatica* Anzi – [73]: 4

#### Dubious records:

- Alectoria proluxa* auct. – [87]: 93; = *Bryoria* spec. div. fide [222]
- Alloctetaria oakesiana* (Tuck.) Randl. et Thell; *Cetraria oakesiana* Tuck. – [127]: 34, 54
- Anaptychia crinalis* (Schleich.) Vězda; *Anaptychia ciliaris* var. *crinalis* (Schleich.) Rabenh. – [60]: 206; [105]: 137
- Arthonia punctiformis* Ach. – [20]: 649<sup>R</sup>; [127]: 28, 31, 70, 71, 74; [128]: 336
- Lecanora erigens* Anders – [60]: 175; known only from the type locality in Bohemia [138]: 267
- Bacidia biatorina* (Körb.) Vain. – [127]: 43, 71, 72
- Bacidina delicata* (Leight.) V. Wirth et Vězda – [30]: 576 (“cf.”); see [41]: 395
- Biatora meiocarpa* (Nyl.) Arnold; *Lecidea meiocarpa* Nyl. – [127]: 34, 73, 85
- Biatora vernalis* (L.) Fr. – [104]: 220; see [41]: 396; *Lichen vernalis* L. – [81]: 150
- Bryoria subcana* (Stizenb.) Brodo et D. Hawksw. – [127]: 38, 39, 41, 42, 48, 50; [128]: 336; *Alectoria subcana* (Stizenb.) Gyeln. – [113]: 229<sup>Bw</sup>; [200]: 79
- Bunodophoron melanocarpum* (Sw.) Wedin; *Sphaerophorus compressus* Ach. – [113]: 111<sup>Bw</sup>; *Sphaerophorus melanocarpus* (Sw.) DC. – [3]: 31<sup>Bw</sup>; [39]: 160<sup>Bw</sup>; [60]: 124; all records probably refer to a report by Servít (1911) originating from the Czech side of the ridge, Palice in litt.
- Calicium quercinum* Pers. – [60]: 123; [105]: 267<sup>R</sup>
- Caloplaca ferrarii* (Bagl.) Jatta – [165]: 69; probably refers to *C. crenulatella* (Nyl.) H. Olivier, Wirth pers. comm.
- Cetraria odontella* (Ach.) Ach. – [3]: 172; [113]: 219; [200]: 79; according to Suza (1933: 515) Anders’ report refers to a growth form of *Cetraria islandica*.; *Cornicularia odontella* (Ach.) Westend. – [60]: 191; [93]: 195; listed by Grummann, but occurrence within the area disputed by the same author
- Cladonia ecmocyna* Leight. – [127]: 54, 58
- Cliostomum griffithii* auct. medioeur. p. p. – [127]: 72, 79; possibly *Pycnora praestabilis*
- Collema auriforme* (With.) Coppins et J. R. Laundon; *Collema auriculatum* Hoffm. – [165]: 71; tentatively identified (“nicht ganz sicher”); see [41]: 164
- Collema fasciculare* auct. p. p. – [127]: 43, 54, 59; possibly *C. conglomeratum*; *Lichen fascicularis* L. – [44]: 172<sup>R</sup>; see [41]: 404<sup>R</sup>
- Cyphelium sessile* (Pers.) Trevis. – [60]: 123; [77]: 227; *Acolium stigonellum* (Ach.) De Not. – [103]: 284<sup>Bw</sup>; all published records are misidentifications or refer to dubious taxa, Palice in litt.
- Fuscidea commixta* (H. Magn.) V. Wirth et Vězda; *Lecidea commixta* H. Magn. – [166]: 111, 133; published as doubtfully determined
- Graphis elegans* (Sm.) Ach. – [127]: 72, 79; [128]: 336
- Hertelidea botryosa* (Fr.) Printzen et Kantvilas; *Lecidea botryosa* (Fr.) Th. Fr. – [113]: 138<sup>Bw</sup>; [200]: 62; Servít’s (1911) record presumably lies on the Czech side of the border, Palice in litt.

- Hypocenomycyces xanthococca* auct. medioeur. – [127]: 72, 81; *Lecidea xanthococca* auct. medioeur. – [60]: 145  
*Lecanora cinereofusca* H. Magn.; *Lecanora degelii* T. Schauer et Brodo – [127]: 43, 72, 82  
*Lecanora impudens* Degel. – [127]: 45, 72, 82; [128]: 336  
*Lecanora laevis* Poelt – [60]: 179; [153]: 65  
*Lecanora pumilionis* (Arnold) Arnold – [127]: 34  
*Lecidea personata* (Körb.) Jatta – [60]: 143; [113]: 151; listed by Grummann, but occurrence within the area disputed by the same author  
*Lecidella* aff. *bullata* Körb. – [166]: 136; *L. bullata* s. str. is only known from the type ([100]), uncertain, to what species Poelt's report refers, Palice in litt.  
*Lepraria lactea* (L.) Hue; *Lichen albus* Roth – [44]: 144<sup>R</sup>; see [41]: 401<sup>R</sup>  
*Lobaria scrobiculata* (Scop.) DC. – [127]: 43, 55, 61  
*Lobaria virens* (With.) J. R. Laundon; *Lobaria laetevirens* (Lightf.) Zahlbr. – [127]: 55, 61  
*Melanelia glabra* (Schaer.) Essl.; *Parmelia glabra* (Schaer.) Nyl. – [127]: 55, 64; "*Parmelia glabrata*" (?) – [128]: 337  
*Micarea cinerea* (Schaer.) Hedl. – [127]: 73, 86  
*Mycobilimbia hypnorum* (Lib.) Kalb et Hafellner; *Lecidea hypnorum* Lib. – [127]: 32, 34, 73, 84  
*Nephroma laevigatum* auct. p. p. – [74]: 168; [105]: 127; [127]: 43, 55, 63; [128]: 336; uncertain whether not *Nephroma bellum*  
*Pannaria conoplea* (Ach.) Bory – [127]: 43, 55, 63  
*Peltigera aphthosa* (L.) Willd.; *Lichen aphthosus* Ach. – [44]: 178<sup>R</sup>; uncertain whether not *Peltigera leucophlebia*, [215]: 26; see also [41]: 401<sup>R</sup>  
*Ramalina polymorpha* (Lilj.) Ach.; *Lichen polymorphus* (Lilj.) Ach. – [81]: 142; the occurrence of this oceanic species in Central Europe is doubtful, the record might belong to *R. capitata*, Palice in litt.; see also [41]: 406  
*Ramalina roesleri* (Schaer.) Hue – [127]: 42, 48, 51  
*Stereocaulon paschale* (L.) Hoffm. – [53]: 245; [96]: 246; *Lichen paschalis* L. – [44]: 188<sup>R</sup>, 189; see [41]: 405  
*Thrombium thelostomum* (Harriman) A. L. Sm.; *Segestrella thelostoma* Fr. – [104]: 199, 212, 221  
*Usnea flammea* Stirt.; *Usnea dalmatica* Mot. – [60]: 193  
*Usnea fulvovirens* (Räsänen) Räsänen – [127]: 42, 48, 52

Records that could not be assigned to any currently accepted name:

- "*Aspicilia cinerea* var. *papillosa*" – [97]: 257  
"*Baeomyces rufus* f. *polycephalus* (Hepp) Zahlbr." – [60]: 157  
"*Buellia badia* var. *ossea* Poelt" – [165]: 73  
"*Buellia confervoides* f. *oxydata* Kremp." – [104]: 213; [105]: 201  
"*Calicium hyperellum* var. *filiforme* Schaer." – [105]: 268  
"*Cetraria islandica* f. *pallida* Britzelm." – [33]: 230  
"*Cetraria islandica* f. *simplex* Hilitzer" – [3]: 171<sup>Bw</sup>  
"*Cetraria islandica* f. *sorediifera* Arnold" – [33]: 230  
"*Cladonia carneobadia* Hampe" – [53]: 245<sup>R</sup>; see [41]: 397  
"*Cladonia ceranoides*" – [42]: 170; see [41]: 397  
"*Cladonia cristata*" – [42]: 172; see [41]: 398  
"*Cladonia deformis* f. *cornuta* Torsell" – [200]: 67  
"*Cladonia furcata* f. *crispatella* Flörke" – [33]: 229  
"*Cladonia gracilis* f. *floripara* Flörke" – [33]: 229  
"*Cladonia pyxioides* f. *capreolata* Britzelm." – [34]: 241  
"*Cladonia rufa*" – [53]: 244<sup>R</sup>; see [41]: 398  
"*Collema fuscum*" – [53]: 252<sup>R</sup>; see [41]: 398  
"*Haematomma ventosum* f. *abortivum* Gyeln." – [60]: 183; [105]: 155  
"*Imbricaria caperata* f. *rupestris*" – [33]: 196  
"*Lecanora cenisia* var. *nebulosa* Kremp." – [60]: 177; [104]: 212; [105]: 151  
"*Lecanora cinerea* f. *papillata* (Arnold) Mig." – [60]: 174  
"*Lecanora subfusca* var. *trachytica* A. Massal." – [105]: 149  
"*Lecidea confervoides* var. *contigua*" – [104]: 210  
"*Lecidea confluens* f. *minuta* (Schaer.) Zahlbr." – [60]: 140; [105]: 187  
"*Lecidea fumosa* var. *nitida* f. *depauperata* (Flot.)" – [105]: 190  
"*Lecidea fuscoatra* f. *mosigii* (Ach.) Nyl." – [60]: 141



- “*Lecidea geographica* var. *alpicola* f. *conglomerata* (Fr.) Schaer.” – [104]: 202, 211  
 “*Lecidea goniophila* var. *atrosanguinea* (Hoffm.) Körb.” – [7]: 592; see [41]: 400  
 “*Lecidea granulosa* f. *aporetica* Ach.” – [60]: 146; [80]: 143; [104]: 202  
 “*Lecidea lithophila* f. *minuta* (Kremp.) Arnold” – [60]: 142  
 “*Lecidea lithophila* f. *ochracea* (Nyl.) Arnold” – [60]: 142  
 “*Lecidea pruinosa* f. *leucitica*” – [104]: 209  
 “*Lecidea uliginosa* f. *confluens* Schaer.” – [60]: 148; [105]: 217  
 “*Lecidella pruinosa* var. *cyanea* f. *minuta* Kremp.” – [105]: 193  
 “*Lecidella pruinosa* \*\**steriza* Kremp.” – [105]: 192  
 “*Leptogium saturninum* f. *imbricatum* (Schaer.) Zahlbr.” – [60]: 135  
 “*Lichen betulina* Ach.?” – [44]: 148<sup>R</sup>; see [41]: 402<sup>R</sup>  
 “*Lichen delicatus* Ach.?” – [44]: 186; see [41]: 403  
 “*Lichen hippotrichodes*” – [44]: 190<sup>R</sup>; see [41]: 404<sup>R</sup>  
 “*Lichen lirellus*” – [44]: 148<sup>R</sup>; see [41]: 405<sup>R</sup>  
 “*Lichen polygonus*” – [44]: 152; see [41]: 406  
 “*Lichen radiceformis*” – [81]: 149; see [41]: 406  
 “*Lichen roseus* Schreb.” – [44]: 144<sup>R</sup>; see [41]: 406<sup>R</sup>  
 “*Lichen scutatus*” – [81]: 137<sup>R</sup>; see [41]: 407<sup>R</sup>  
 “*Lichen tessellatus*” – [44]: 151<sup>R</sup>; see [41]: 408<sup>R</sup>  
 “*Parmelia atro-alba* var. *irrigua* Flot.” – [104]: 199  
 “*Parmelia badia* var. *polytropa* var. *campestris* f. *acrustacea*” – [104]: 195  
 “*Parmelia dendritica* var. *pulvinata* Kremp.” – [104]: 212  
 “*Parmelia encausta* var. *candefacta* Ach.” – [60]: 184; [105]: 132  
 “*Parmelia olivacea* var. *microphylla* Kremp.” – [105]: 136  
 “*Parmelia olivacea* var. *pulvinata* Kremp.” – [105]: 136  
 “*Parmelia physodes* f. *elegans* Mereschk.” – [3]: 137<sup>Bw</sup>  
 “*Parmelia physodes* f. *isidiata*” – [97]: 269, 273  
 “*Parmelia physodes* f. *pinnata* Anders” – [60]: 185; [79]: 129  
 “*Parmelia saxatilis* var. *angustifolia* Nyl.” – [60]: 188; [77]: 236; [78]: 214; [79]: 131  
 “*Parmelia sprengelii* var. *congregata* Kremp.” – [105]: 136  
 “*Parmelia sprengelii* var. *dendritica* Pers.” – [105]: 136  
 “*Parmelia sprengelii* var. *furfuracea*” – [105]: 136  
 “*Parmelia sulcata* var. *discreta* (H. Olivier) H. Olivier” – [60]: 188; [79]: 131  
 “*Parmeliopsis hyperopta* var. *angustifolia* Hillmann” – [60]: 184; [77]: 235; [78]: 34  
 “*Patellaria ferruginea* Hoffm.” – [53]: 244<sup>R</sup>; see [41]: 409<sup>R</sup>  
 “*Pertusaria wulfenii* f. *plumbea* Harm.” – [46]: 439; [60]: 172; [79]: 127  
 “*Ramalina pollinaria* f. *rupestris* (Schaer.) Anders” – [33]: 183; [60]: 192; [105]: 123  
 “*Rhizocarpon atroalbum* var. *vulgare* Fr.” – [105]: Tab. I, 202  
 “*Rhizocarpon lindsayanum* var. *lavatum* Samp.” – [60]: 156  
 “*Rhizocarpon petraeum* var. *majus* f. *fuscocinereum* (Kremp.) Kremp.” – [105]: 203  
 “*Rhizocarpon polycarpum* f. *dendriticum* (Hoffm.) Zahlbr.” – [60]: 156  
 “*Stereocaulon coralloides* var. *flabellatum* Rabenh.” – [51]: 197; [79]: 126  
 “*Stereocaulon dactylophyllum* f. *expansum* (H. Magn.) Grummann” – [60]: 163  
 “*Stereocaulon dactylophyllum* f. *flabellatum* (Frey) Grummann” – [60]: 163  
 “*Stereocaulon tyroliense* var. *lapponum* Magn.” – [157]: 168  
 “*Stereocaulon vesuvianum* var. *umbonatum* (Wallr.) I. M. Lamb” – [60]: 164; [77]: 232  
 “*Tremella purpurea*” – [81]: 13  
 “*Umbilicaria deusta* f. *brotera* (Ach.) Frey” – [97]: 257; [60]: 164  
 “*Verrucaria ocellata*” – [42]: 180; see [41]: 412  
 “*Zeora coarctata* var. *virens* Flot.” – [105]: 165  
 “*Zeora rimosa* var. *sordida* f. *scutellaris* Schaer.” – [105]: 165

## Acknowledgements

BK expresses her gratitude to the Department of Botany, University of Bergen, for supplying working facilities. Our sincere thanks are due to V. Wirth for critically reading and annotating the manuscript. The following colleagues helped us with information on synonyms, literature or geographical localities: T. Ahti (Helsinki), F. Bungartz (Tempe), P. Clerc (Genf), H. Hertel, F. Schuhwerk and D. Triebel (München), P.-M. Jørgensen and T. Tønsberg (Bergen), I. Kärnefelt and A. Thell (Lund), K. Kalb (Regensburg), J. Liška and Z. Palice (Průhonice), H. T. Lumbsch (Chicago), B. McCune (Corvallis), R. Moberg and L. Tibell (Uppsala) and E. Timdal (Oslo). Their help is also gratefully acknowledged. Special thanks are due to Z. Palice (Průhonice) for an exceptionally detailed review that greatly improved this manuscript.

## Souhrn

Práce přináší soupis lišejníků a lichenikolních hub německé části Šumavy a Českého lesa, doplněný literárními prameny. Studované území odpovídá regionu 37 vymezenému Grummannem (1963). Seznam obsahuje 867 druhů, které se v současnosti v území vyskytují. Dalších 44 druhů je z území udáváno, ale jejich výskyt je pochybný. 77 taxonů, většinou vnitrodruhové úrovně, udávaných v literatuře z 19. století nebylo možno přiřadit k žádnému v současnosti uznávanému jménu, a jsou proto uvedeny zvlášť. Přehlížený historický údaj o výskytu *Pyxine sorediata* (Ach.) Mont. je prvním a jediným z území Německa. Nárůst počtu druhů udávaných ze studovaného území nevykazuje žádné známky zpomalení v čase, což svědčí o tom, že jeho lichenoflóra je stále nedostatečně prozkoumána. Její biogeografické složení odráží klimatické podmínky studovaného území. Průkazně vyšší zastoupení druhů severského původu mezi terrikolními lišejníky svědčí o zvýšeném podílu glaciálních reliktvů v této skupině. Při hodnocení těchto výsledků je nutno mít na paměti, že floristický soupis není možno považovat za úplný a znalost rozšíření lišejníků je obecně omezená.

## References

- Ade A. & Klement O. (1954): Über die einstige und derzeitige Verwendung von Flechten, insbesondere in Bayern, zu technischen und sonstigen Zwecken. – Ber. Bayer. Bot. Ges. 30: 5–8. [1]
- Aichinger E. (1951): Vegetationskundlicher Kurs im Böhmerwald. – Angewandte Pflanzensoziologie 1: 115–158. [2]
- Anders J. (1928): Die Strauch- und Laubflechten Mitteleuropas. – Fischer, Jena, xxx + 217 pp. [3]
- Arnold F. (1859): Die Lichenen des fränkischen Jura. – Flora 42: 145–157. [4]
- Arnold F. (1860): Die Lichenen des fränkischen Jura. – Flora 43: 66–80. [5]
- Arnold F. (1862): Die Lichenen des fränkischen Jura. I. Kiesel flora. – Flora 45: 305–313. [6]
- Arnold F. (1863a) Die Lichenen des fränkischen Jura. – Flora 46: 588–592. [7]
- Arnold F. (1863b) Die Lichenen des fränkischen Jura. – Flora 46: 601–604. [8]
- Arnold F. (1864): Die Lichenen des fränkischen Jura. – Flora 47: 593–599. [9]
- Arnold F. (1866): Die Lichenen des fränkischen Jura. – Flora 52: 529–533. [10]
- Arnold F. (1869): Die Lichenen des fränkischen Jura. – Flora 52: 513–516. [11]
- Arnold F. (1872) Die Lichenen des fränkischen Jura. – Flora 55: 569–573. [12]
- Arnold F. (1875) Die Lichenen des fränkischen Jura. – Flora 58: 524–528. [13]
- Arnold F. (1884): Die Lichenen des fränkischen Jura. – Flora 67: 65–96. [14]
- Arnold F. (1884): Die Lichenen des fränkischen Jura. – Flora 67: 145–173. [15]
- Arnold F. (1884): Die Lichenen des fränkischen Jura. – Flora 67: 227–258. [16]
- Arnold F. (1884): Die Lichenen des fränkischen Jura. – Flora 67: 307–338. [17]
- Arnold F. (1884): Die Lichenen des fränkischen Jura. – Flora 67: 403–434. [18]
- Arnold F. (1884): Die Lichenen des fränkischen Jura. – Flora 67: 549–596. [19]
- Arnold F. (1884): Die Lichenen des fränkischen Jura. – Flora 67: 645–664. [20]
- Arnold F. (1885): Die Lichenen des fränkischen Jura. – Flora 68: 49–80. [21]
- Arnold F. (1885): Die Lichenen des fränkischen Jura. – Flora 68: 143–176. [22]
- Arnold F. (1885): Die Lichenen des fränkischen Jura. – Flora 68: 211–246. [23]
- Arnold F. (1890): Die Lichenen des fränkischen Jura. Nachtrag. – Denkschr. Kgl.-Baier. Bot. Ges. Regensburg 6: 3–61. [24]
- Arnold F. (1894): Lichenes exsiccati 1859–1893. Nr. 1–1600. – Ber. Bayer. Bot. Ges. 3 (supplement): 1–56. [25]
- Augustin H. (1991): Die Waldgesellschaften des Oberpfälzer Waldes. – Hoppea 51: 5–314. [26]

- Barkman J. J. (1957): *Physcia tribacia* in Norddeutschland. – Mitt. Flor.-soz. Arbeitsgemeinschaft N.F.H. 6/7: 118–120. [27]
- Berger F. (2003): Die Flechtenflora des NSG „Halser Ilzschleifen“ bei Passau (Bayern) – Ergebnisse einer „Bio-Blitz“ Begehung am GEO-Tag der Artenvielfalt 2002. – Hoppea 64: 463–474. [28]
- BLS (The British Lichen Society) (2005): British Isles list of lichens and lichenicolous fungi updated 20th April 2005. – URL: <http://users.argonet.co.uk/users/jmgray/checklist.html>. [29]
- Bresinsky A., Huber A. & Türk R. (1995): Tagung der Bryologisch-Lichenologischen Arbeitsgemeinschaft (BLAM) in Regensburg vom 18. 8. –21. 8. 1995. – Hoppea 56: 563–582. [30]
- Breuss O. (1990): Die Flechtengattung *Catapyrenium* (Verrucariaceae) in Europa. – Stapfia 23: 1–153. [31]
- Britzelmayr M. (1905): Über *Cladonia degenerans* Flot. und *digitata* Schaer. – Hedwigia 45: 44–52. [32]
- Britzelmayr M. (1906a): Lichenen aus Südbayern in Wort und Bild. II. Teil Fortsetzung der “Lichenes exsiccati” [Nr. 521–707]. – Ber. Naturw. Ver. Schwaben 37: 179–238. [33]
- Britzelmayr M. (1906b): *Cladonia pyxioides* Wallr. und drei neue *Cladonia*-Arten. – Ber. Nat. Ver. Schwaben 37: 239–243. [34]
- Britzelmayr M. (1906c): Über *Cladonia rangiferina* Hoffm. und *bacillaris* Ach. – Beih. Bot. Centralbl. 20 (2): 140–150. [35]
- Britzelmayr M. (1907): Die Gruppen der *Cladonia pyxidata* L. und *Cl. fimbriata* L. – Beih. Bot. Centralbl. 22 (2): 231–240. [36]
- Černohorský Z. (1967): Die Verbreitung der Flechte *Rhizocarpon alpicola* (Hepp) Rabenh. in der Tschechoslowakei. – Preslia 39: 365–374. [37]
- Coppins B. J. & Purvis O. W. (1987): A review of *Psilolechia*. – Lichenologist 19: 29–42. [38]
- Degelius G. (1935): Das ozeanische Element der Strauch- und Laubflechtenflora von Skandinavien. – Acta Phytogeogr. Suecica 7: 1–411. [39]
- Dippl P. (1994): Waldbodenflechten als Zeigerorganismen. Ökologische und systematische Untersuchungen als Beitrag für den Naturschutz. – Diploma-thesis, Regensburg, 156 pp. [40]
- Dürhammer O. (2003). Die Flechtenflora von Regensburg. – Hoppea 64: 5–461. [41]
- Duval C. J. (1799): Nachtrag zu dem Verzeichniße der um Regensburg wild wachsenden Pflanzen. – In: Hoppe D. H.: Botanisches Taschenbuch für die Anfänger dieser Wissenschaft auf das Jahr 1799: 145–183. [42]
- Duval C. J. (1801): Nachtrag zu dem Verzeichniße der um Regensburg wachsenden Pflanzen. – In: Hoppe D. H.: Botanisches Taschenbuch für die Anfänger dieser Wissenschaft auf das Jahr 1801: 166–177. [43]
- Duval C. J. (1808): Systematisches Verzeichnis derjenigen Flechten (*Lichenes*) welche um Regensburg wild wachsen, nebst Angabe der Wohnorte und Bemerkungen über die vorzüglichsten Arten. – In: Hoppe D. H.: Neues botanisches Taschenbuch für die Anfänger dieser Wissenschaft und der Apothekerkunst auf das Jahr 1808: 139–192. [44]
- Egea J. M. & Torrente, P. (1994): El genero de hongos liquenizados *Lecanactis*. – Bibl. Lichenol. 54: 1–205. [45]
- Erichsen C. F. E. (1936): *Pertusariaceae*. – In: Dr. L. Rabenhorsts Kryptogamen-Flora von Deutschland, Österreich und der Schweiz, 9. Band, 5. Abt., 1. Teil: 321–512, 513–728. [46]
- Erichsen C. F. E. (1940): Neue *Pertusarien* nebst Mitteilungen über die geographische Verbreitung der europäischen Arten. – Ann. Mycol. 38: 16–55. [47]
- Ernst G. (1997): Die Flechten des Landkreises Harburg. – Ber. Bot. Ver. Hamburg: 17: 1–136. [48]
- Feuerer T. (1978): Zur Kenntnis der Flechtengattung *Rhizocarpon* in Bayern. – Ber. Bayer. Bot. Ges. 49: 59–135. [49]
- Feuerer T. (ed.) (2005): Checklists of lichens and lichenicolous fungi. Version 1 May 2005. – URL: [http://www.biologie.uni-hamburg.de/checklists/portalpages/world\\_1.htm](http://www.biologie.uni-hamburg.de/checklists/portalpages/world_1.htm). [50]
- Frey E. (1933): *Cladoniaceae*. *Umbilicariaceae*. – In: Dr. L. Rabenhorsts Kryptogamen-Flora von Deutschland, Österreich und der Schweiz, 9. Band, 4. Abt., 1. Teil: 1–426. [51]
- Fuchs P. & Hilgartner S. (1995): Regensburger Pilzflora 4: Verbreitung und Ökologie von Porlingen (*Polyporaceae*). – Regensb. Mykol. Schr. 4: 1–217. [52]
- Fürnrohr A. E. (1839): Flora Ratisbonensis oder Übersicht der um Regensburg wildwachsenden Gewächse. – Regensburg, 274 pp. [53]
- Gauckler K. (1972): Einstrahlungen der Alpenflora im Bayerischen Wald und Oberpfälzer Wald. – Jahrb. Ver. Schutze Alpenpfl. Tiere 37: 25–41. [54]
- Goppel C. (1976): Verbreitung und Ökologie von Rindenflechten im Stadtgebiet von Regensburg – ihr Zeigerwert für Stadtklima und Luftverschmutzung. – Hoppea 35: 5–102. [55]
- Goppel C. (2000): Kartierungen epiphytischer Flechten im Stadtgebiet von Regensburg 1976 bis 1997. – Hoppea 61: 349–407. [56]
- Grumann V. J. (1931): Lichenologische Berichte I. – Feddes, Rep. 29: 310–320. [57]

- Grumann V. J. (1941): Morphologische, anatomische und entwicklungsgeschichtliche Studien über Bildungsabweichungen bei Flechten. – Feddes Rep., Beih. 122, I–VIII: 1–134. [58]
- Grumann V. J. (1954): Ortswidriges Auftreten fruktifikativer Organe bei Flechten. – Bot. Jahrb. 76: 463–509. [59]
- Grumann V. J. (1963): *Catalogus lichenum Germaniae*. Ein systematisch-floristischer Katalog der Flechten Deutschlands. – Fischer, Stuttgart, viii + 208 pp. [60]
- Grumann V. J. (1968): Alte und neue Halbflechten. Ein neuer Flechtenparasit, *Placynthium asperellum* neu für Mitteleuropa. – Sydowia 22: 216–224. [61]
- Gyelnik V. (1938): Additamenta ad cognitionem Parmeliarum. VIII. – Ann. Mycol. 36 (49): 267–294. [62]
- Halda J. (2003): A taxonomic study of the calcicolous endolithic species of the genus *Verrucaria* (*Ascomycotina*, *Verrucariales*) with the lid-like and radiately opening involucrellum. – Acta Musei Richoviensis, sect. natur., 10 (1): 1–148. [63]
- Hanko B., Leuckert C. & Ahti T. (1985): Beiträge zur Chemotaxonomie der Gattung *Ochrolechia* (*Lichenes*) in Europa. – Nova Hedwigia 45: 165–199. [64]
- Hasselrot T. E. (1953): Nordliga lavar i Syd- och Mellansverige. – Acta Phytogeogr. Suecica 33: 1–200. [65]
- Hauck M. (1996): Die Flechten Niedersachsens. Bestand, Ökologie, Gefährdung und Naturschutz. – Naturschutz und Landschaftspflege in Niedersachsen 36: 1–210. [66]
- Heibel E., Mies B. & Feige G. B. (1999): Rote Liste der gefährdeten Flechten (Lichenisierte Ascomyceten) in Nordrhein-Westfalen. 1. Fassung. – In: Wolff-Straub R. & Wasner U. (eds.), Rote Liste der gefährdeten Pflanzen und Tiere in Nordrhein-Westfalen. 3. Fassung. Schriftenreihe der Landesanstalt für Ökologie, Bodenordnung und Forsten/Landesamt für Agrarordnung, Recklinghausen 17: 225–258. [67]
- Hermann S., Leuckert C. & Poelt J. (1973): Zur Kenntnis der Flechtengruppe *Lecanora radiosa* s. ampliss. – Willdenowia 7: 9–30. [68]
- Hertel H. (1973): Beiträge zur Kenntnis der Flechtenfamilie *Lecideaceae* V. – Herzogia 2: 479–515. [69]
- Hertel H. (2001): Floristic and taxonomic notes on saxicolous lecideoid lichens. – Sendtnera 7: 93–136. [70]
- Hertel H. & Rambold G. (1995): On the genus *Adelolecia* (lichenized *Ascomycotina*, *Lecanorales*). – Bot. Jahrb. Syst. 107: 469–501. [71]
- Hierlmeier R. (1998): Waldgesellschaften im Gebiet zwischen Falkenstein und Rachel im Nationalpark Bayerischer Wald. – Hoppea 60: 277–369. [72]
- Hilitzer A. (1924): Addenda ad lichenographiam Bohemiae. – Acta Bot. Bohem. 3: 3–15. [73]
- Hilitzer A. (1925): Étude sur la végétation épiphytique de la Bohême. – Spisy. Přírod. Fak. Karl. Univ. Praha 41: 1–202. [74]
- Hilitzer A. (1926): Addenda ad lichenographiam Bohemiae. Series II. – Acta Bot. Bohem. 5: 42–51. [75]
- Hilitzer A. (1929): Addenda ad lichenographiam Bohemiae. Series III. – Acta Bot. Bohem. 8: 104–118. [76]
- Hillmann J. (1931): Beiträge zur Flechtenflora Bayerns I. – Kryptog. Forsch. Ver. Bayer. Bot. Ges. A2: 225–239. [77]
- Hillmann J. (1936): *Parmeliaceae*. – In: Dr. L. Rabenhorsts Kryptogamen-Flora von Deutschland, Österreich und der Schweiz, 9. Band, 5. Abt., 3. Teil: 1–309. [78]
- Hillmann J. (1937): Beiträge zur Flechtenflora Bayerns II. – Ber. Bayer. Bot. Ges. 22: 120–135. [79]
- Hillmann J. (1943): Beiträge zur Flechtenflora Bayerns III. – Ber. Bayer. Bot. Ges. 26: 139–150. [80]
- Hoppe D. H. (1796): Beschreibung einer Winterexkursion. – In: Hoppe, D. H. (ed.): Neues Botanisches Taschenbuch für die Anfänger dieser Wissenschaft und der Apothekerkunst auf das Jahr 1796: 130–150. [81]
- Jacobsen P. (1997): Die Flechten Schleswig-Holsteins – Rote Liste. – Landesamt für Natur und Umwelt des Landes Schleswig-Holstein, Hamburg, 56 pp. [82]
- Jahn R. (1989): Vegetation feuchter Talgründe bei Rettenbach (MTB 6940/2) im Falkensteiner Vorwald. – Hoppea 47: 333–401. [83]
- Jahns H. M. (1981): The genus *Pilophorus*. – Mycotaxon 13: 289–330. [84]
- John V. (1990): Atlas der Flechten in Rheinland-Pfalz. Vol. 1 (text) & Vol. 2 (maps). – Beiträge zur Landespflege in Rheinland-Pfalz, 13. Landesamt für Umweltschutz und Gewerbeaufsicht Rheinland-Pfalz, Oppenheim, 275 & 272 pp. [85]
- Kärnefelt I. (1979): The brown fruticose species of *Cetraria*. – Opera Botanica 46: 1–150. [86]
- Kalb K. (1972): Flechtenneufunde aus dem Böhmerwald. – Hoppea 30: 93–96. [87]
- Kalb K. (1973): Flechtenneufunde aus dem Böhmerwald II. – Hoppea 31: 239–245. [88]
- Kalb K. (1975): Flechten aus Bayern. – Hoppea 34: 301–306. [89]
- Kalb K. (1983): Neue bzw. interessante Flechten aus (Mittel-)Europa II. – Herzogia 6: 71–83. [90]
- Kalb K. (1994): *Frutidella*, eine neue Flechtengattung für *Lecidea caesioides* Schaerer. – Hoppea 55: 581–586. [91]

- Keissler K. v. (1938): *Pyrenulaceae* bis *Mycoporaceae*. *Coniocarpineae*. – In: Dr. L. Rabenhorsts Kryptogamen-Flora von Deutschland, Österreich und der Schweiz, 9. Band, 1. Abt., 2. Teil: 1–846. [92]
- Keissler K. v. (1960): *Usneaceae*. – In: Dr. L. Rabenhorsts Kryptogamen-Flora von Deutschland, Österreich und der Schweiz, 9. Band, 5. Abt., 4. Teil: 1–755. [93]
- Kilius R. (1981): Revision gesteinsbewohnender Sippen der Flechtengattung *Catillaria* Massal. in Europa. – *Herzogia* 5: 209–448. [94]
- Killermann S. (1933): Pilze aus Bayern. 5. Teil. – Denkschr. Bayer. Bot. Ges. Regensburg 19, NF. 13: 1–94. [95]
- Kindermann V. & Baar, R. (1905): Ein kleiner Beitrag zur Flechtenflora Böhmens. – *Lotos* 25: 245–249. [96]
- Klement O. (1950): Zur Flechtenvegetation der Oberpfalz. – *Ber. Bayer. Bot. Ges.* 28: 250–275. [97]
- Klement O. (1952): *Cetraria nivalis*, die Schneeflechte, ein bemerkenswertes Eiszeitrelikt der Lüneburger Heide. – *Beiträge zur Naturkunde Niedersachsens* 5 (4): 93–97. [98]
- Knoph J.-G. (2001): Die Flechte *Porpidia albocaulerulescens* in Bayern, sowie ein weiterer Nachweis aus Frankreich und der Erstnachweis für Nepal. – *Ber. Bayer. Bot. Ges.* 71: 17–19. [99]
- Knoph J.-G. & Leuckert C. (2000): Chemotaxonomische Studien in der Gattung *Lecidella* (*Lecanorales*, *Lecanoraceae*) III. Die gesteinsbewohnenden Arten mit farblosem Hypothecium unter besonderer Berücksichtigung von europäischem Material. – *Herzogia* 14: 1–26. [100]
- Knoph J.-G. & Leuckert C. (2001): Chemische Flechtenanalysen XII. *Frutidella caesioatra* (Schaer.) Kalb. – *Nova Hedwigia* 72 (3–4): 499–502. [101]
- Körber G. W. (1855): *Systema Lichenum Germaniae*. – Trewendt & Granier, Breslau, 458 pp. [102]
- Körber G. W. (1859–1865): *Paregma lichenologica*. – Trewendt, Breslau, 501 pp. [103]
- Krempelhuber A. v. (1854): Lichenologische Beobachtungen auf einer Wanderung durch den bayerischen Wald. – *Flora* 37: 193–202; 209–223. [104]
- Krempelhuber A. v. (1861): Die Lichenen-Flora Bayerns. – *Denkschr. K. Bayer. Bot. Ges. Regensburg* 4/2: 1–317. [105]
- Kocourková J. (1999): Lichenicolous fungi of the Czech Republic. The first commented checklist. – *Acta Mus. Nat. Pragae, Ser. B, Hist. Nat.* 55 (3–4): 59–169. [106]
- Kümmerling H., Leuckert C. & Wirth V. (1991): Chemische Flechtenanalysen VI. *Lepraria incana* (L.) Ach. – *Nova Hedwigia* 53 (3–4): 507–517. [107]
- Kümmerling H., Leuckert C. & Wirth V. (1995): Chemische Flechtenanalysen X. *Lepraria rigidula* (B. de Lesd.) Tønsberg. – *Nova Hedwigia* 60 (1–2): 233–240. [108]
- Lamb I. M. (1963): *Index nominum lichenum, inter Annos 1932 et 1960 divulgatorum*. – Ronald Press Co., New York, xi + 809 pp. [109]
- Laundon J. R. (1992): *Lepraria* in the British Isles. – *Lichenologist* 24: 315–350. [110]
- Lederer M. (1892): Einige für Bayern neue Flechten. – *Ber. Bayer. Bot. Ges.* 2: 72–74. [111]
- Lederer M. (1896): Einige für Bayern neue Flechten. – *Ber. Bayer. Bot. Ges.* 4: 26–30. [112]
- Lettau G. (1912): Beiträge zur Lichenographie von Thüringen. – *Hedwigia* 52: 81–264. [113]
- Lettau G. (1954): Flechten aus Mitteleuropa IX. – *Feddes Repert.* 56: 172–278. [114]
- Lettau G. (1955): Flechten aus Mitteleuropa X. – *Feddes Repert.* 57: 1–94. [115]
- Lettau G. (1956): Flechten aus Mitteleuropa XI. – *Feddes Repert.* 59: 1–97. [116]
- Lettau G. (1957): Flechten aus Mitteleuropa XII. – *Feddes Repert.* 59: 192–257. [117]
- Leuckert C. & Poelt J. (1989): Studien über die *Lecanora rupicola*-Gruppe in Europa (*Lecanoraceae*). – *Nova Hedwigia* 49 (1–2): 121–167. [118]
- Leuckert C., Ziegler H. G. & Poelt J. (1971): Zur Kenntnis der *Cladonia chlorophaea*-Gruppe und ihrer Problematik in Mitteleuropa. – *Beih. Nova Hedwigia* 22 (1–2): 503–534. [119]
- Leuckert C., Poelt J., Schultz I. & Schwarz B. (1975): Chemotaxonomie und stammesgeschichtliche Differenzierung des Formenkreises von *Parmelia prolixa* in Europa (*Lichenes, Parmeliaceae*). – *Decheniana* 127: 1–36. [120]
- Leuckert C., Knoph J.-G. & Hertel H. (1992): Chemotaxonomische Studien in der Gattung *Lecidella* (*Lecanorales, Lecanoraceae*) II. Europäische Arten der *Lecidella asema*-Gruppe. – *Herzogia* 9: 1–17. [121]
- Lindau G. (1913): Die Flechten, Kryptogamenflora für Anfänger. – Springer, Berlin, vi (36), 250 pp. [122]
- Lisická E. (1980): Flechtenfamilie *Umbilicariaceae* Fee in der Tschechoslowakei. – *Biol. Práce Slov. Akad. Vied* 26: 1–154. [123]
- Liška J., Dětinský R. & Palice Z. (1996): Importance of the Šumava Mts. for the biodiversity of lichens in the Czech Republic. – *Silva Gabreta* 1: 71–81. [124]
- Litterski B., Brandt N. & Dieminger J. (1996): Rote Liste der gefährdeten Flechten Mecklenburg-Vorpommerns. – *Der Minister für Landwirtschaft und Naturschutz des Landes Mecklenburg-Vorpommern, Schwerin*, 56 pp. [125]

- Lyngby B. (1935): *Physciaceae*. – In: Dr. L. Rabenhorsts Kryptogamen-Flora von Deutschland, Österreich und der Schweiz, 9. Band, 6. Abt., 1. Teil: 37–188. [126]
- Macher M. (1992): Epiphytische Flechten im Nationalpark Bayerischer Wald. – Schriftenreihe des Bayer. Staatsmin. f. Ernährung, Landwirtschaft. Forsten 13: 1–113. [127]
- Macher M. & Steubing L. (1986): Flechten als Bioindikatoren zur immissionsökologischen Waldzustandserfassung im Nationalpark Bayerischer Wald. – Verh. Ges. Ökol. Göttingen 14: 335–342. [128]
- Magnusson A. H. (1925): Studies in the *rivulosa*-group of the genus *Lecidea*. – Göteborgs Kungl. Vetenskaps-och Vitterhets-Samh. Handl. 22: 1–50. [129]
- Magnusson A. H. (1929): A monograph of the genus *Acarospora*. – Kongl. Svenska Vetenskaps-Akademiens Handlingar 7 (4): 1–400. [130]
- Magnusson A. H. (1931): Studien über einige Arten der *Lecidea armeniaca*- und *elata*-Gruppe. – Acta. Horti Gothob. 6: 93–143. [131]
- Magnusson A. H. (1936): *Acarosporaceae* und *Thelocarpaceae*. – In: Dr. L. Rabenhorsts Kryptogamen-Flora von Deutschland, Österreich und der Schweiz, 9. Band, 5. Abt., 1. Teil: 1–318. [132]
- Magnusson A. H. (1939): Studies in species of *Lecanora*, mainly the *Aspicilia gibbosa* group. – Kungl. Svenska Vetenskaps-Akademiens Handlingar, ser. III, 17 (5): 1–182. [133]
- Magnusson A. H. (1947): Studies in non-saxicolous species of *Rinodina* mainly from Europe and Siberia. – Meddel. Göteborgs Bot. Trädgård 17: 1–341. [134]
- Mayrhofer H. (1984): Die saxicolen Arten der Flechtengattung *Rinodina* und *Rinodinella* in der alten Welt. – J. Hattori Bot. Lab 55: 327–493. [135]
- Mayrhofer H. & Poelt J. (1979): Die saxicolen Arten der Flechtengattung *Rinodina* in Europa. – J. Cramer, Vaduz, 186 pp. [136]
- Mayrhofer H. & Poelt J. (1985): Die Flechtengattung *Microglæna* sensu Zahlbruckner in Europa. – Herzogia 7: 13–79. [137]
- Migula W. (1929): Flora von Deutschland, Österreich und der Schweiz, Abt. II. Kryptogamenflora, 12: Die Flechten. – H. Bermühler, Berlin-Lichterfelde. [138]
- Motyka J. (1936–1938): Lichenum generis *Usnea* studium monographicum. Pars systematica, vol. 1, 2. – Leopoli, 651 pp. [139]
- Nádvořník J. (1942): Systematische Übersicht der mitteleuropäischen Arten der Flechtenfamilie *Caliciaceae*. – Stud. Bot. Čech. 5: 7–40. [140]
- Nádvořník J. (1947): *Physciaceae* Tchecoslovaques. – Stud. Bot. Čech. 8: 69–124. [141]
- Nimis P. L. & Martellos S. (2001) ITALIC. The information system on Italian lichens. – URL: <http://dbiodbs.univ.trieste.it/>. [142]
- Nimis P. L. & Martellos S. (2003): A second checklist of the lichens of Italy. – Mus. Reg. Sci. Nat. Saint-Pierre-Valle d'Aosta, Monogr. 4: 1–192. [143]
- Nylander W. (1858–1860): Synopsis Methodica Lichenum omnium hucusque cognitorum. Praemissa introductione lingua gallica tractata. – Martinet, Paris, iv + 430 pp. [144]
- Oberhollenzer H. & Wirth V. (1985): Beiträge zur Revision der Flechtengattung *Fuscidea*. II: *Fuscidea gothoburgensis* (H. Magnusson) V. Wirth & Vězda s.l. – Stuttgarter Beiträge zur Naturkunde, Ser. A, 376: 1–11. [145]
- Obermayer W. (1994): Die Flechtengattung *Arthrorhaphis* (*Arthrorhaphidaceae*, *Ascomycotina*) in Europa und Grönland. – Nova Hedwigia 58 (3–4): 275–333. [146]
- Opiz P. M. (1823): Böhmeis phanerogamische und cryptogamische Gewächse. – Enders, Prag, 143 pp. [147]
- Opiz P. M. (1857): Lichenologische Nachträge zu meinem Seznam rostlin květeny české. – Lotos 7: 100–103. [148]
- Palice Z. (1999): New and noteworthy records of lichens in the Czech Republic. – Preslia 71: 289–336. [149]
- Pallas J., Bültmann H. & Scheuerer M. (1996): *Cladonia stygia* (Fr.) Ruoss and *Cladonia stellaris* (Opiz) Pouzar & Vězda in der Oberpfalz. – Ber. Bayer. Bot. Ges. 66/67: 314–315. [150]
- Philippi G. & Wirth V. (1973): Eine Kartierung von Flechten und Moosen in der Bundesrepublik Deutschland. – Göttinger Florist. Rundbriefe 7: 58–62. [151]
- Poelt J. (1950): Beiträge zur Flechtenflora Bayerns. – Ber Bayer. Bot. Ges. 28: 276–279. [152]
- Poelt J. (1952): Die *Lecanora subfusca*-Gruppe in Süddeutschland. – Ber Bayer. Bot. Ges. 29: 58–69. [153]
- Poelt J. (1952): Zur Verbreitung einiger Cladonien in Bayern. – Ber. Naturforsch. Ges. Augsburg 5: 93–100. [154]
- Poelt J. (1953): Mitteleuropäische Flechten I. – Mitt. Bot. Staatssamml. München 8: 230–238. [155]
- Poelt J. (1953): Mitteleuropäische Flechten II. – Mitt. Bot. Staatssamml. München 8: 323–332. [156]
- Poelt J. (1954): Einige Moos- und Flechtenfunde der Böhmerwaldfahrt vom 18. bis 21. September 1953. – Ber. Bayer. Bot. Ges. 30: 167–169. [157]

- Poelt J. (1954): Die gelappten Arten der Flechtengattung *Caloplaca* in Europa mit besonderer Berücksichtigung Mitteleuropas. – Mitt. Bot. Staatssamml. München 2: 11–31. [158]
- Poelt J. (1955): Mitteleuropäische Flechten III. – Mitt. Bot. Staatssamml. München 2: 46–56. [159]
- Poelt J. (1957): Mitteleuropäische Flechten IV. – Mitt. Bot. Staatssamml. München 2: 273–283. [160]
- Poelt J. (1957): Mitteleuropäische Flechten V. – Mitt. Bot. Staatssamml. München 17–18: 386–399. [161]
- Poelt J. (1958): Die lobaten Arten der Flechtengattung *Lecanora* Ach. sensu ampl. in der Holarktis. – Mitt. Bot. Staatssamml. München 19–20: 411–589. [162]
- Poelt J. (1961): Die mitteleuropäischen Arten der *Lecidea goniophila*-Gruppe (Lichenes). – Ber. Bayer. Bot. Ges. 34: 82–91. [163]
- Poelt J. (1964): Mitteleuropäische Flechten VIII. – Mitt. Bot. Staatssamml. München 5: 247–265. [164]
- Poelt J. (1966): Zur Flechtenflora des Bayerisch-Böhmischen Waldes. – Denkschr. Regensb. Bot. Ges. 26: 55–96. [165]
- Poelt J. (1972): Ein zweiter Beitrag zur Flechtenflora des Bayerisch-Böhmischen Waldes bayerischen Anteils. – Hoppea 30: 111–143. [166]
- Poelt J. (1975): Mitteleuropäische Flechten X. – Mitt. Bot. Staatssamml. München 12: 1–32. [167]
- Printzen C. (1997): Neue und bemerkenswerte Flechtenfunde aus bayerischen Fichtenwäldern. – Ber. Bayer. Bot. Ges. 68: 97–102. [168]
- Printzen C. & May P. (2002): *Lecanora ramulicola* (Lecanoraceae, Lecanorales), an overlooked lichen species from the *Lecanora symmicta* group. – The Bryologist 105: 63–69. [169]
- Printzen C. & Palice Z. (1999): The distribution, ecology and conservational status of the lichen genus *Biatora* in Central Europe. – Lichenologist 31: 319–335. [170]
- Printzen C., Halda J., Palice Z. & Tønnsberg T. (2002): New and interesting lichen records from old-growth forest stands in the German National Park Bayerischer Wald. – Nova Hedwigia 74: 25–49. [171]
- Rabenhorst L. (1870): Kryptogamen-Flora von Sachsen, der Ober-Lausitz, Thüringen und Nordböhmen. 2. Abt. Die Flechten. – E. Kummer, Leipzig, 499 pp. [172]
- Redinger K. (1937): *Arthoniaceae*. – In: Dr. L. Rabenhorsts Kryptogamen-Flora von Deutschland, Österreich und der Schweiz, 9. Band, 2. Abt., 1. Teil: 1–180. [173]
- Redinger K. (1938): *Graphidaceae*. – In: Dr. L. Rabenhorsts Kryptogamen-Flora von Deutschland, Österreich und der Schweiz, 9. Band, 2. Abt., 1. Teil: 181–404. [174]
- Ritschel G. A. (1977): Verbreitung und Soziologie epiphytischer Flechten in Nordwestbayern. – Biblioth. Lichenol. 7: 1–192. [175]
- Ruess J. (1917): Beitrag zur Kenntnis der Verbreitung bayerischer Flechten. – Kryptog. Forsch. 1 (2): 89–90. [176]
- Ruess J. (1918): Ascolichenes. Schoenau, K. von: Neuere Beobachtungen über die Zellkryptogamenflora Bayerns. – Kryptog. Forsch. 3: 186–187. [177]
- Runemark H. (1956): Studies in *Rhizocarpon*. II. Distribution and ecology of the yellow species in Europe. – Opera Botanica 2: 1–150. [178]
- Sandstede J. H. (1931): Die Gattung *Cladonia*. – In: Dr. L. Rabenhorsts Kryptogamen-Flora von Deutschland, Österreich und der Schweiz, 9. Band, 4. Abt., 2. Teil: 1–531. [179]
- Santesson R. (1993): The lichens and lichenicolous fungi of Sweden and Norway. – SBT-förlaget, Lund, 240 pp. [180]
- Santesson R., Moberg R., Nordin A., Tønnsberg T. & Vitikainen O. (2004): Lichen-forming and lichenicolous fungi of Fennoscandia. Majornas CopyPrint AB, Göteborg, 359 pp. [181]
- Schade A. (1917): Die „Schwefelflechte“ der Sächsischen Schweiz. – Abh. Naturwissen. Ges. Isis 1916: 28–44. [182]
- Schade A. (1938): Die sächsischen Arten der Flechtenfamilie der *Physciaceae* sowie die Verbreitung von *Physcia caesiella* (de Lesd.) Suza in Mitteleuropa. – Beih. Bot. Centralbl. 58 (B): 55–99. [183]
- Schade A. (1955): Über *Letharia vulpina* (L.) Vain. und ihre Vorkommen in der Alten Welt. – Ber. Bayer. Bot. Ges. 30: 108–126. [184]
- Schade A. (1955): Zur sächsischen Flechtenflora insbesondere aus der Familie der Umbilicariaceen. Zwei Beiträge. 1. Beitrag. Die sächsischen Arten der Flechtenfamilie der Umbilicariaceen. – Nova Acta Leopoldina 17 (119): 193–255. [185]
- Schade A. (1956): Arten der Flechtengattung *Umbilicaria* als Pollenfalle. – Decheniana 109: 83–86. [186]
- Schade A. (1959): Beiträge zu der Kenntnis der Flechtengattung *Cladonia* Hill ex G. H. Web. Mit dem Fundortsverzeichnis der sächsischen Arten Subg. II. *Pycnothelia* (Ach.) Vain. und Subg. III *Cenomycy* (Ach.) Th. Fr. ex Vain. I. Ser. *Cocciferae* (Del.) Fr. Die Flechten Sachsens VI. – Abh. und Ber. Naturkundemus.-Forschungsstelle Görlitz 36: 37–140. [187]

- Schaerer E. (1850): Enumeratio critica lichenum Europaeorum. – Bern, xxxvi + 327 pp. + x tables. [188]
- Schauer T. (1965): Ozeanische Flechten im Nordalpenraum. – Port. Acta Biol. (B) 8: 17–229. [189]
- Scheuerer M. (1988): Flora und Vegetation des vorgeschlagenen Naturschutzgebietes Scheuchenberg. – Diploma-thesis, Regensburg, 269 pp. [190]
- Scheuerer M. (1989): Vegetationskundliche Untersuchungen am Scheuchenberg (Landkreis Regensburg) als Grundlage für den Naturschutz. – Hoppea 47: 91–147. [191]
- Scheuerer M. (1991): Flora und Vegetation des Naturschutzgebietes „Kleiner Arbersee“ im Hinteren Bayerischen Wald. – Hoppea 50: 23–286. [192]
- Scheuerer M. (1993): *Cladonia stellaris* am Bayerischen Pfahl – ein Beitrag zur Kenntnis autochthoner Kiefernwälder. – Hoppea 54: 565–573. [193]
- Scheuerer M. (1997): Flora und Vegetation am Gipfel des Großen Arbers. Die Naturschutzgebiete am Arber. – Aus den Naturschutzgebieten Bayerns 144: 39–60. [194]
- Schmidt A. (1962): Die Gattung *Cyphelium* in Bayern. – Ber. Bayer. Bot. Ges. 35: 113–119. [195]
- Schneider G. (1979): Die Flechtengattung *Psora* sensu Zahlbruckner. – Biblioth. Lichenol. 13: 1–291. [196]
- Scholz P. (2000): Katalog der Flechten und flechtenbewohnenden Pilze Deutschlands. – Schriftenreihe für Vegetationskunde 31: 1–298. [197]
- Schrank Fr. v. P. (1789): Baierische Flora. Vol. 2. – Strobel, München, 670 pp. [198]
- Schwab A. J. (1986): Rostfarbene Arten der Sammelgattung *Lecidea* (*Lecanorales*). Revision der Arten Mittel- und Nordeuropas. – Mitt. Bot. Staatssamml. München 22: 221–476. [199]
- Servít M. (1911): Zur Flechtenflora Böhmens und Mährens. – Hedwigia 50: 51–85. [200]
- Servít M. (1952): Nové a málo známé druhy z čeledí *Verrucariaceae* a *Dermatocarpaceae*. – Preslia 24: 345–390. [201]
- Stizenberger E. (1867): *Lecidea sabuletorum* Flörke und ihre verwandten Flechten-Arten. – Nov. Actorum Acta Acad. Caes. Leop.-Carol. German. Nat. Cur. 34 (2): 1–84. [202]
- Suza J. (1933): Der Peterstein in den Ostsudeten [ČSR] im Lichte der lichenologischen Durchforschung. – Čas. Morav. Mus. Zemsk. 28/29: 507–532. [203]
- Suza J. (1934): Ozeanische Züge in der epiphytischen Flechtenflora der Ostkarpathen (ČSR) bzw. Mitteleuropas. – Věstn. Král. Čes. Společ. Nauk, cl. math.-natur., Praha, 1933/9: 1–43. [204]
- Suza J. (1947): *Parmelia incurva* v lišejníkové flóře střední Evropy. – Věstn. Král. Čes. Spol. Nauk 8: 1–20. [205]
- Thüs H. (2002): Taxonomie, Verbreitung und Ökologie silicoler Süßwasserflechten im außeralpinen Mitteleuropa. – Biblioth. Lichenol. 83: 1–214. [206]
- Triebel D. (1989): Lecideicole Ascomyceten. Eine Revision der obligat lichenicolen Ascomyceten auf lecideoiden Flechten. – Biblioth. Lichenol. 35: 1–278. [207]
- Triebel D. & Scholz P. (2001): Lichenicolous fungi from Bavaria as represented in the Botanische Staatssammlung München. – Sendtnera 7: 211–231. [208]
- Ullepitsch J. (1882): Der Dreisesselberg. – Öst. Bot. Zeitschr. 32: 225–229. [209]
- Verségny K. (1959): Studien über die Gattung *Ochrolechia* III. Angaben zur Chemie der *Ochrolechia*-Arten. – Ann. Historico-Naturales Musei Nationalis Hungarici 51: 145–159. [210]
- Vězda A. (1958): Československé druhy rodu *Gyalecta* a *Pachyphiale* s klíčem a přehledem evropských druhů. Sborn. – Vys. Šk. Zeměd. Lesn., Brno 1: 21–56. [211]
- Vězda A. (1998): Lichenes Rariores Exsiccati. Fasciculus 38. – 4 pp., Brno. [212]
- Vězda A. (2000): Lichenes Rariores Exsiccati. Fasciculus 45. – 4 pp., Brno. [213]
- Vězda A. & Liška J. (1999): Katalog lišejníků České Republiky. – Institute of Botany, Academy of Sciences of the Czech Republic, Průhonice, 283 pp. [214]
- Vitikainen O. (1994): Taxonomic revision of *Peltigera* (lichenized *Ascomycotina*) in Europe. – Acta Bot. Fenn. 152: 1–96. [215]
- Wirth V. (1969): Zur Floristik mitteleuropäischer Flechten I: Bayerisch-Böhmischer Wald und Rhön. – Herzogia 1: 337–343. [216]
- Wirth V. (1969): Neue und wenig beachtete Silikatflechten-Gemeinschaften Mitteleuropas. – Herzogia 1: 195–208. [217]
- Wirth V. (1972): Die Silikatflechten-Gemeinschaften im außeralpinen Zentraleuropa. – Diss. Bot. 17: 1–306 + ix. [218]
- Wirth V. (1973): Über Standort, Verbreitung und Soziologie der borealen Flechten *Cetraria sepincola* (Ehrh.) Ach. und *Parmelia olivacea* s. ampl. in Mitteleuropa. – Veröff. Landesst. Naturschutz Baden-Württemberg 41: 88–117. [219]
- Wirth V. (1975): Neue und bemerkenswerte Flechtenfunde in Deutschland. – Ber. Bayer. Bot. Ges. 46: 111–123. [220]



- Wirth V. (1990): Neufunde von Flechten in Baden-Württemberg und anderen Regionen Deutschlands. – *Herzogia* 8: 305–334. [221]
- Wirth V. (1994): Checkliste der Flechten und flechtenbewohnenden Pilze Deutschlands – eine Arbeitshilfe. – *Stuttgarter Beiträge zur Naturkunde, Serie A*, 517: 1–63. [222]
- Wirth V. (1995): Die Flechten Baden-Württembergs. Part 1 & 2. – Ulmer, Stuttgart, 1006 pp. [223]
- Wunder H. (1974): Schwarzfrüchtige, saxicole Sippen der Gattung *Caloplaca* (Lichenes, *Teloschistaceae*) in Mitteleuropa, dem Mittelmeergebiet und Vorderasien. – *Biblioth. Lichenol.* 3: 1–195. [224]
- Zahlbruckner A. (1922–1940): *Catalogus lichenum universalis*. Vol. 1–10. – Borntraeger, Leipzig. [225]
- Zschacke G. H. (1934): *Epigloeaceae*, *Verrucariaceae* und *Dermatocarpaceae*. – In: Dr. L. Rabenhorsts Kryptogamen-Flora von Deutschland, Österreich und der Schweiz, 9. Band, 1. Abt., 1. Teil: 44–695. [226]

Received 16 March 2004

Revision received 20 May 2005

Accepted 1 June 2005