

**TWO NEW SUBSPECIES OF *DORCADION SCABRICOLLE* DALMAN, 1817
CLOSE TO *D. SCABRICOLLE SEVANGENSE* REITTER, 1889
FROM TRANSCAUCASIA
(Coleoptera, Cerambycidae)**

Mikhail L. DANILEVSKY *

* Russian Academy of Science, A.N. Severtzov Institute of Ecology and Evolution, Leninsky prospect, 33, Moscow, 117071, Russia

Key words. Coleoptera, Cerambycidae, Dorcadion, new taxa, Transcaucasia

Abstract. *D. scabricolle nakhichevanum* ssp. n. and *D. s. paiz* ssp. n. are described from Nakhichevan region of Azerbaidzhan Republic. Subspecific status of *D. s. sevangense* Rtt. is confirmed, its type locality is specified.

Acknowledgements. I am very grateful to the staff of Hungarian Natural History Museum and Naturhistorisches Museum Wien for providing me with the opportunity to study type materials. I wish to express my hearty gratitude to my friend Dr. Mark KALASHIAN (Erevan, Armenia) for the invaluable consultations on the locations of some forms, on Armenian toponymy and for loan of very interesting materials.

D. scabricolle scabricolle is widely spread in Transcaucasia (fig. 33), known to me localities are: Armenia - Arai-Ler Mt., Ashotzk, Biurakan, Garni, Gehard, Dzhrarat, Dzhrvezh, Khosrov, Marmashen, Megri, Nubarashen, Tzahkadzor, Tzovagiuh; Azerbaidzhan - Khanlar, Gasmalian, Mistan and in Nakhichevan part - Bichenek, Buzgov, Negram, all over Turkey and in North Iran. Many populations of nominative subspecies are rather peculiar morphologically but all of them are characterised by more or less dense pronotal punctuation and narrow elytral white stripes (marginal, humeral and sutural).

D. scabricolle sevangense Reitter, 1889, was described according to the original description from near Sevan lake in Armenia Republic ("... die Umgegenden des Gotschka- oder Sevangasees im nordlichen, russischen Armenien, ...") without more precise indication of locality. All type specimens known to me (from Hungarian Museum of Natural History, Budapest and from Naturhistorisches Museum Wien, fig. 1) are characterised by moderately dense pronotal punctuation, enlarged white humeral stripes and wide black fields along sutural white stripe; legs always red.

Up to now I know only 5 populations in Transcaucasia (fig. 33), which were traditionally attributed to *D. s. sevangense* and which contain the specimens with strongly enlarged white humeral elytral stripe: 1. Armenia, Khosrov Natural Reserve, cordon Kiusuie; 2. Armenia, south slope of Teke-Dolduran Mt., near Vernashen, close to Ekhehnadzor; 3. Armenia, Kochbek pass, 2800m (about 30 km to West-North from Sisian); 4. the border line between Armenia and Nakhichevan, Bichenek pass, 2300m; 5. Azerbaidzhan, Nakhichevan, near Paiz, 1300m.

Specimens from Khosrov Reserve (figs. 2-3) and from Vernashen (figs. 4-6) are quite similar and very close to type specimens, having about same density of pronotal punctuation, wide black fields on each elytron and only one or two basal antennal joints red. So the type locality of *D. s. sevangense* must be situated in this area (about 50 km from Khosrov to Vernashen) - it is not far from Sevan lake, though out of Sevan valley. Population of Kochbek pass (figs. 7-12) situated in about 35 km to South-East from Vernashen is very close to typical populations, having about same elytral design, but pronotal punctuation is in general sparser and four basal antennal joints or antennae totally red. Still, I also regard this population as *D. s. sevangense*.

Two other populations (near Bichenek pass and near Paiz) are considerably different from the previous three and are separated from each other by populations of *D. s. scabricolle*. Each of two is closer to the neighbour population of *D. s. scabricolle* than to any *D. s. sevangense*. So they must be described as new subspecies. The taxonomic affinities of this population were already published by me (DANILEVSKY, 1984).



1




2



3



4



5



6



7



8



9



10



11



12



13



14



15




16



17




18



19



20




21



22



23



24



25



26




27



28



29



30



31



32

Remark. N.N. PLAVILSTSHIKOV (1958) regarded *D. dobrovljanskii* Suvorov, 1915, described (after one male) from "Kuki" in Erevan district, as a synonym of his *D. sevangense*. I've never seen Suvorov's type, but according to the original description, its elytrae between white humeral and sutural stripes are glabrous and dull because of fine and dense punctuation. Normally it is impossible for all forms of *D. scabricolle* having densely pubescent elytrae. More over such combination of characters is not known in any Dorcadion. The single Transcaucasian species with glabrous elytrae bearing sutural and humeral white elytral stripes - *D. nitidum* Motschulsky, 1838 has strongly shining elytral surface. May be it was *D. s. sevangense* with strongly denuded (erased) elytrae? S. BREUNING (1962) omitted the name "*D. dobrovljanskii*" in his monograph.

***D. scabricolle nakhiczevanum* ssp.n. (figs. 13-20)**

Description. Similar to *D. s. sevangense*, but pronotal punctuation is deep and very sparse, sometimes nearly absent, so pronotum smooth and shining; antennae often totally red or with red basal joints; legs red; elytrae with strongly developed white pubescence, often nearly totally white or with very small black fields, very rare white stripes are narrow (fig. 15), sometimes nearly as narrow as in *D. s. scabricolle* (fig. 16), but such specimens occur only in the lowest part of the population, close to the population of *D. s. scabricolle*, though pronotum also with rare punctuation. Autochromal females (with white pubescence replaced by brown) are very rare as there are only a few females with small areas covered by slightly brownish pubescence (fig. 20) in my materials.

Body length in males: 12.2-16.5mm, width: 4.5-6.1mm; body length in females: 14.3-17.0mm, width: 5.7-6.7mm.

Material. Holotype: male, Azerbaidzhan Republic, Nakhichevan, south slope of Bichenek pass (Batabad), 2100m, 4.6.1982, M. Danilevsky leg. (author's collection); paratypes: 25 males and 14 females from same locality, 24.5-4.6.1982 (author's collection); 5 males from same locality, 4.6.82, (coll. of G. and I. Zappi, Casalecchio di Reno, Bologna, Italy).

Remark. To the south-west from *D. s. nakhiczevanum*, down the slope of Zangezur mountain ridge, around Bichenek village (1800m) the population of *D. s. scabricolle* occurs. The transitional zone in between is very narrow.

***Dorcadion scabricolle paiz* ssp.n. (figs. 21-32)**

Description. The subspecies consists of two closely situated populations. The first one (figs. 21-26) is more similar to *D. s. sevangense*, but in general the beetles are smaller, pronotal punctuation is very dense like in typical *D. scabricolle*, antennae black with only 1-st joint red, legs red, white elytral design usually strongly developed so often elytrae look like white with only small black areas near base; sometimes white hairs are scarcely scattered between humeral and sutural white stripes (fig. 23). Autochromal females are not rare: elytrae and pronotum covered with dense brown pubescence (fig. 24).

I also regard as *D. s. paiz* ssp. n. a neighbour population (figs. 27-32) situated on a small island in the middle of Dzhagri-Chai river, in about 5 km upper from the previous one. The beetles of this population show all degrees of transition to typical *D. scabricolle*. Pronotal punctuation is always dense, white elytral design is usually wide, but the specimens with narrow humeral and sutural white elytral stripes (figs. 29, 32) are rather numerous. Autochromal females (fig. 31) are also numerous. This population differs from all others by considerably darkened legs and antennae (fig. 27). Antennae are often totally black, epical femora and tibiae portions are usually blackish or legs nearly totally black.

Body length in males: 10.5-15.0mm, width: 4.0-5.5mm; body length in females: 12.0-16.2mm, width: 5.3-6.8mm.

Material. Holotype, male, Azerbaidzhan, Nakhichevan, Paiz, 1300m, 22.4.1982, M.Danilevsky leg. (author's collection); paratypes: 17 males and 16 females from same locality, 18-22.4.1982 (author's collection); 10 males from same locality, 19.4.82 (coll. of G. and I. Zappi, Casalecchio di Reno, Bologna, Italy); 24 males and 17 females, about 5 km to the North from Paiz, 24.4.1982, M.Danilevsky leg. (author's collection).

Remark. To the north (Buzgov environs, 2000m) and to the south (Arax river valley near Negram, 800m) from *D. s. paiz* ssp.n. different populations of *D. s. scabricolle* occur.

References

- BREUNING S., 1962. Revision der Dorcadionini (Coleoptera, Cerambycidae). Entomologische Abhandlungen und Berichte aus dem Staatl. Museum für Tierkunde in Dresden 27. 665 S. Leipzig.
- DANILEVSKY M.L., 1984. [Intraspecific geographical variability of certain polymorphic timber-beetle species (Coleoptera, Cerambycidae) in Caucasus. In: IX Congress of Entomological Society of USSR. Part 1. Kiev, "Naukova Dumka"]: 136-137. [in Russian]
- PLAVILSTSHIKOV N.N. 1958. [Longicorn beetles. Part 3. Subfamily Lamiinae, part 1]. In: Fauna USSR, Coleoptera, 23 (1). Moscow]: 592pp [in Russian].
- REITTER E., 1889. Neue Coleopteren aus Europa, den angrenzenden Landern und Sibirien, mit Bemerkungen über bekannte Arten. Sechster Theil.- *Deut. ent. Zeitsch.*, Heft 1: 2-44.
- SUVOROV G., 1915. Espèces nouvelles des genres *Dorcadion* et *Compsodorcadion* (Coleoptera, Cerambycidae).- *Revue Russe d'Entom.*, 15, 2: 115-121. (in Russian)

- Fig. 1. *Dorcadion scabricolle sevangense*: ♂ (type from Naturhistorisches Museum Wien)
- Figs. 2-3 *Dorcadion scabricolle sevangense*: 2 – ♂, 3 – ♀ (Armenia, Khosrov Natural Reserve, 25.5.1978, A. Lobanov leg.).
- Figs. 4-6. *Dorcadion scabricolle sevangense*: ♂♂ (Armenia, near Vernashen, 30.4.-2.5.1985, M. Kalashian leg.)
- Figs. 7-12. *Dorcadion scabricolle sevangense*: 7-9 – ♂♂, 10-12 – ♀♀ (Armenia, Kochbek pass, 14.5.1996, M. Kalashian leg.)
- Fig. 13-20. *Dorcadion scabricolle nakhichevanum* ssp. n.: 13 (holotype)-16 – ♂♂, 17-20 – ♀♀.
- Fig. 21-26. *Dorcadion scabricolle paiz* ssp. n.: 21 (holotype)-23 – ♂♂, 24-26 – ♀♀ (Nakhichevan, Paiz).
- Fig. 27-32. *Dorcadion scabricolle paiz* ssp. n.: 27-29 – ♂♂, 30-32 – ♀♀ (Nakhichevan, 5 km to the north from Paiz).

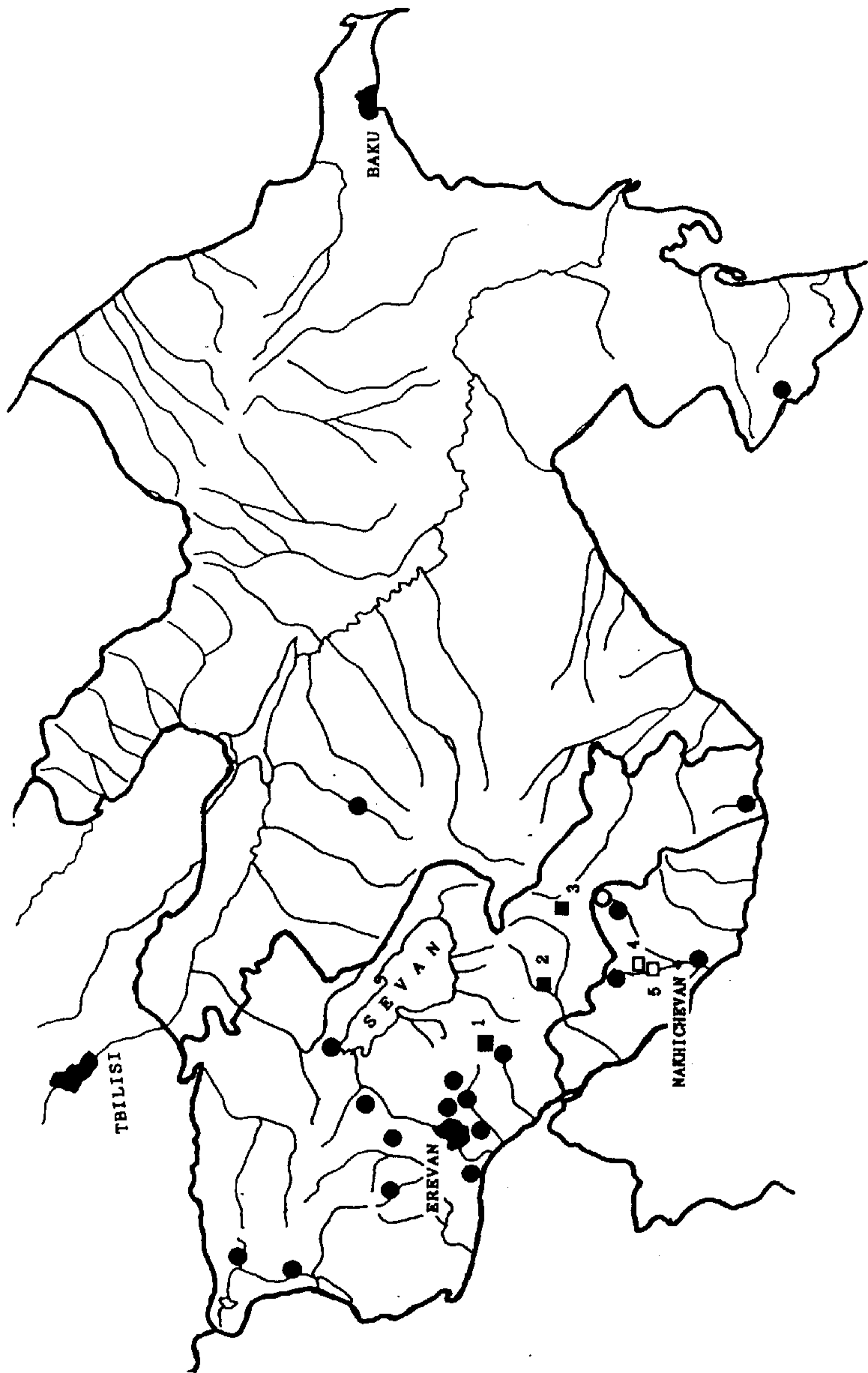


Fig. 33. Localities of *Dorcadion scabricolle* s.l. in Transcaucasia.

- localities of *D. s. scabricolle*
- localities of *D. s. sevangense* (1 - Khosrov Nat. Res.; 2 - Vernashen; 3 - Kochbek pass)
- locality of *D. s. nakhichevanum* ssp. n.
- localities of *D. s. paiz* ssp. n. (4 - 5 km to the north from Paiz, 5 - Paiz)