

# Dispersion

due to

- space discretization
- time discretization
- geometry
- material

## **It is known that**

the spatial and temporal discretizations always accompany the finite element modelling of transient problems,

the topic is of academic interest but has important practical consequences as well.

## **In the contribution**

the spatial dispersive properties of typical Lagrangian and Hermitian elements will be presented, the dispersion due to time discretization will be briefly mentioned and

examples of spatial and temporal dispersions will be shown.

# NOTATION and TERMINOLOGY

(harmonic)

a periodic monochromatic wave can be described

in space

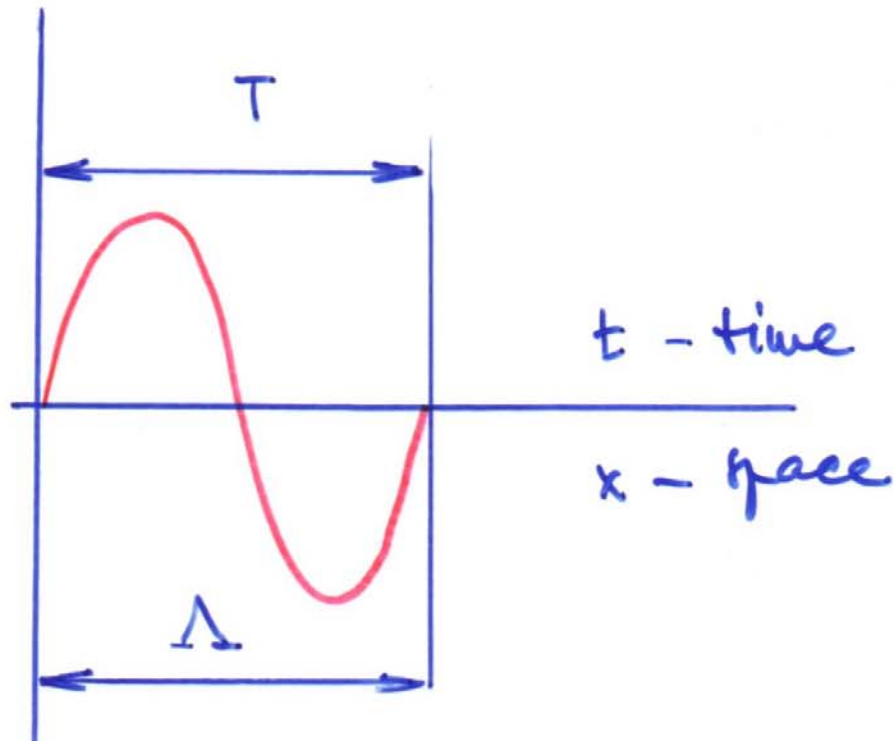
$\Lambda$  ... wavelength

in time

by

$T = 2\pi / \omega$  ... period

$\omega$  ... angular freq.



$k = \frac{2\pi}{\Lambda}$  ... angular wavenumber

## PHASE VELOCITY

$$v = \frac{\Lambda}{T} = \frac{\omega}{k}$$

The phase velocity is very often related to the speed of a 1D wave in a thin bar given by

$$c_0 = \sqrt{E/\rho}$$

Assumed solution of a discrete system

$$\begin{aligned} y &= A e^{i(\gamma x \pm \omega t)} = A e^{i\gamma(x - \frac{\omega}{\gamma}t)} \\ &= A e^{i\gamma(x - vt)} \end{aligned}$$

# A DISPERSIVE SYSTEM IS ADMITTING SOLUTIONS IN THE FORM

$$u = A e^{i(kx - \omega t)},$$

where

$A = A(\omega)$  ... function of frequency  $\omega$ ,

$x, t$  ... spatial and temporal variables,

$k = \omega/c$  ..... wavenumber,

$c$  ..... velocity of propagation.

the quantity  $u$  could be displacement, voltage, etc.

Other quantities entering into consideration are

$\lambda = 2\pi / k$  ... wavelength,

$T = 2\pi / \omega$  ... period.

If  $\omega = \omega(k)$

... a so called dispersion relation ...

is a linear function of  $k$  ... the wavenumber,

then

the system is called **NONDISPERSIVE**,

otherwise it is **DISPERSIVE**.

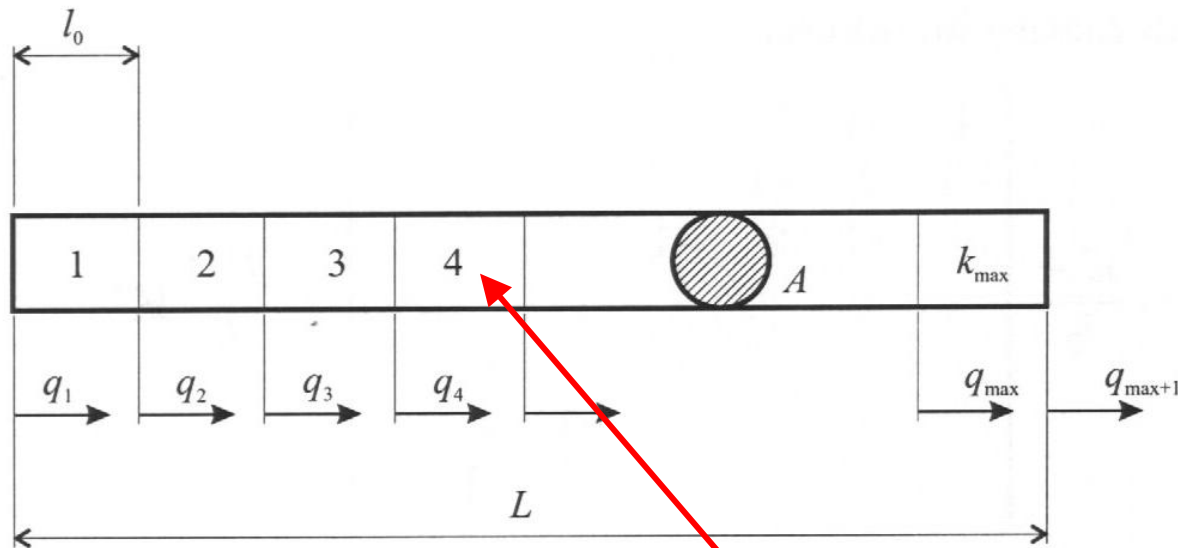
For non-dispersive systems the velocity of propagation is constant – does not depend on frequency.

# Analytical approach ... 1D example

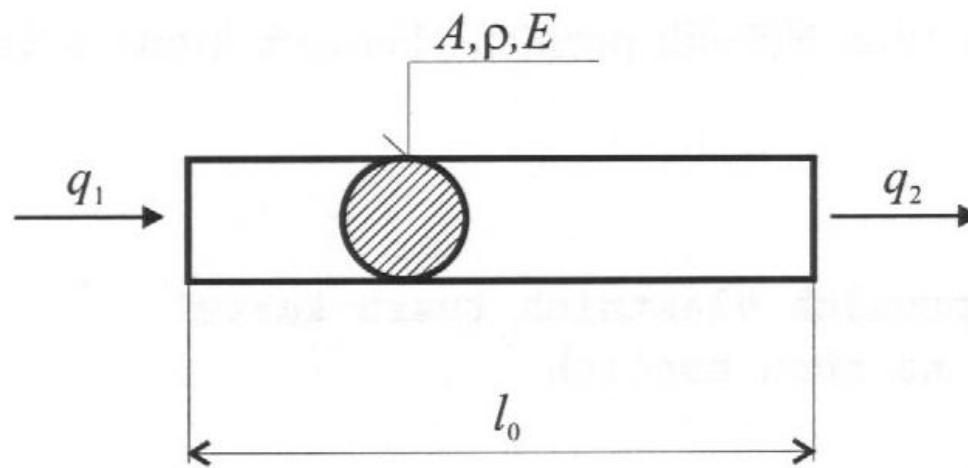
$$q = C e^{i(kx - \omega t)}$$

Assumed solution (a harmonic wave) written for nodes is substituted into 'characteristic equations' taken out of equations of motion

$$[M]\{\ddot{q}\} + [K]\{q\} = \{0\} .$$



L1 ... constant strain element



Constant strain 1D element

Mass and stiffness matrices

$$\mathbf{m}_C = \frac{\rho A l_0}{6} \begin{bmatrix} 2 & 1 \\ 1 & 2 \end{bmatrix}, \quad \text{consistent}$$

$$\mathbf{m}_D = \frac{\rho A l_0}{6} \begin{bmatrix} 3 & 0 \\ 0 & 3 \end{bmatrix}, \quad \text{diagonal}$$

$$\mathbf{k} = \frac{EA}{l_0} \begin{bmatrix} 1 & -1 \\ -1 & 1 \end{bmatrix},$$



This gives a system of homogenous algebraic equations in the form

$$[A(\omega, a)]\{c\} = \{0\}, \quad (*)$$

where

$\omega$  ... frequency,

$a$  ... dimensionless wave number  $kl_0$ .

Algebra manipulation languages could help a lot in this process

Nontrivial solution of (\*) only if  $\det [A] = 0$

$\Rightarrow$  dispersive equation(s) in the form

$$F(\omega, a) = 0, \quad \omega = f(a) \quad .$$

Dispersion for 1D constant strain elements  
with consistent and diagonal mass matrix formulations

$$\omega^* = \sqrt{\frac{6(1 - \cos(kl_0))}{2 + \cos(kl_0)}} \quad \text{for consistent mass matrix}$$

$$\omega^* = \sqrt{2(1 - \cos(kl_0))} \quad \text{for diagonal mass matrix}$$

$$\text{where } \omega^* = \frac{\omega}{\omega_0} \quad \text{and} \quad \omega_0 = \frac{c_0}{l_0} \quad \text{with} \quad c_0 = \sqrt{\frac{E}{\rho}}$$

**Numerical approach**

L1 elements

$$\frac{\rho A l_0}{6} [M] \{\ddot{q}\} + \frac{E A}{l_0} [K] \{q\} = \{0\}$$

assumption

$$\{q\} = \{Q\} e^{i\omega t} \Rightarrow \quad \{\ddot{q}\} = -\omega^2 \{Q\} e^{i\omega t}$$

$$\left[ \begin{array}{c} [K] - \underbrace{\omega^2 \frac{l_0^2}{c_0^2} \frac{1}{6}}_{\lambda} [M] \end{array} \right] \{Q\} = \{0\}$$

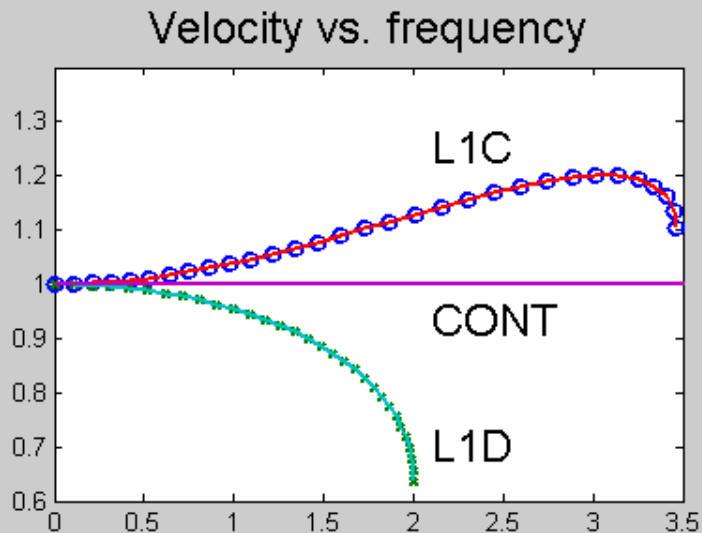
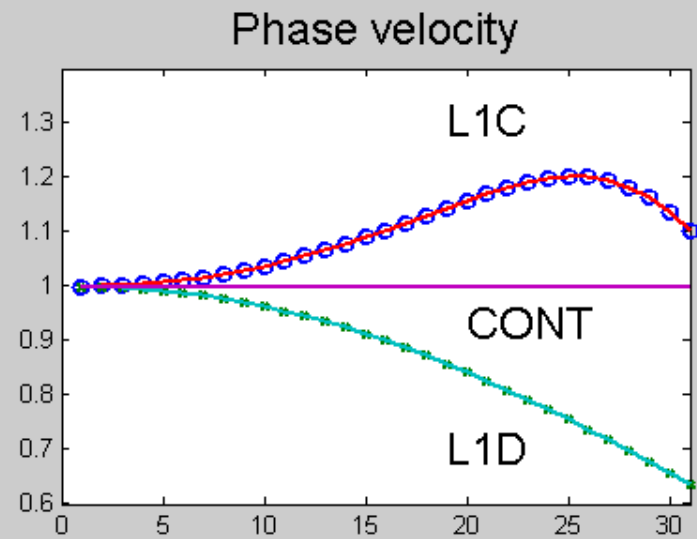
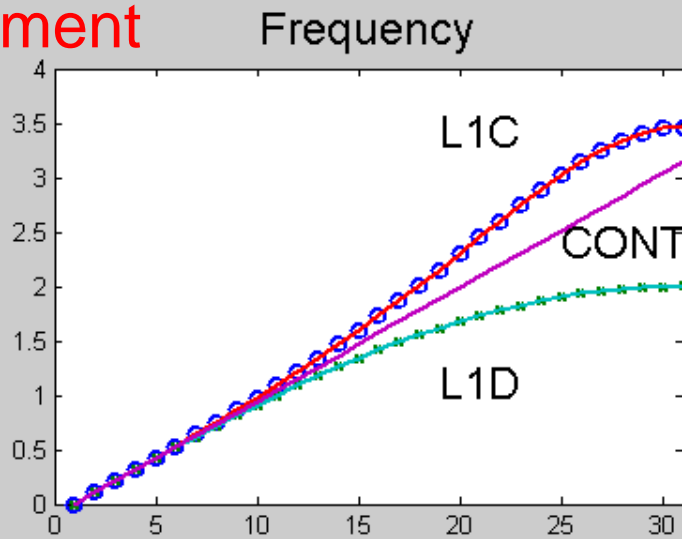
... generalized eigenvalue problem, where

$$\omega_k = \sqrt{\lambda_k} \frac{\sqrt{6} c_0}{l_0} = \sqrt{6} \sqrt{\lambda_k} \omega_0$$

and

$$\omega_0 = \frac{c_0}{l_0}$$

# L1 element



1D continuum is a non-dispersive medium, it has infinite number of frequencies, phase velocity is constant regardless of frequency.

Discretized model is dispersive, it has finite number of frequencies, velocity depends on frequency, spectrum is bounded, there are cut-offs.

overestimated

consistent

Frequency (velocity) is

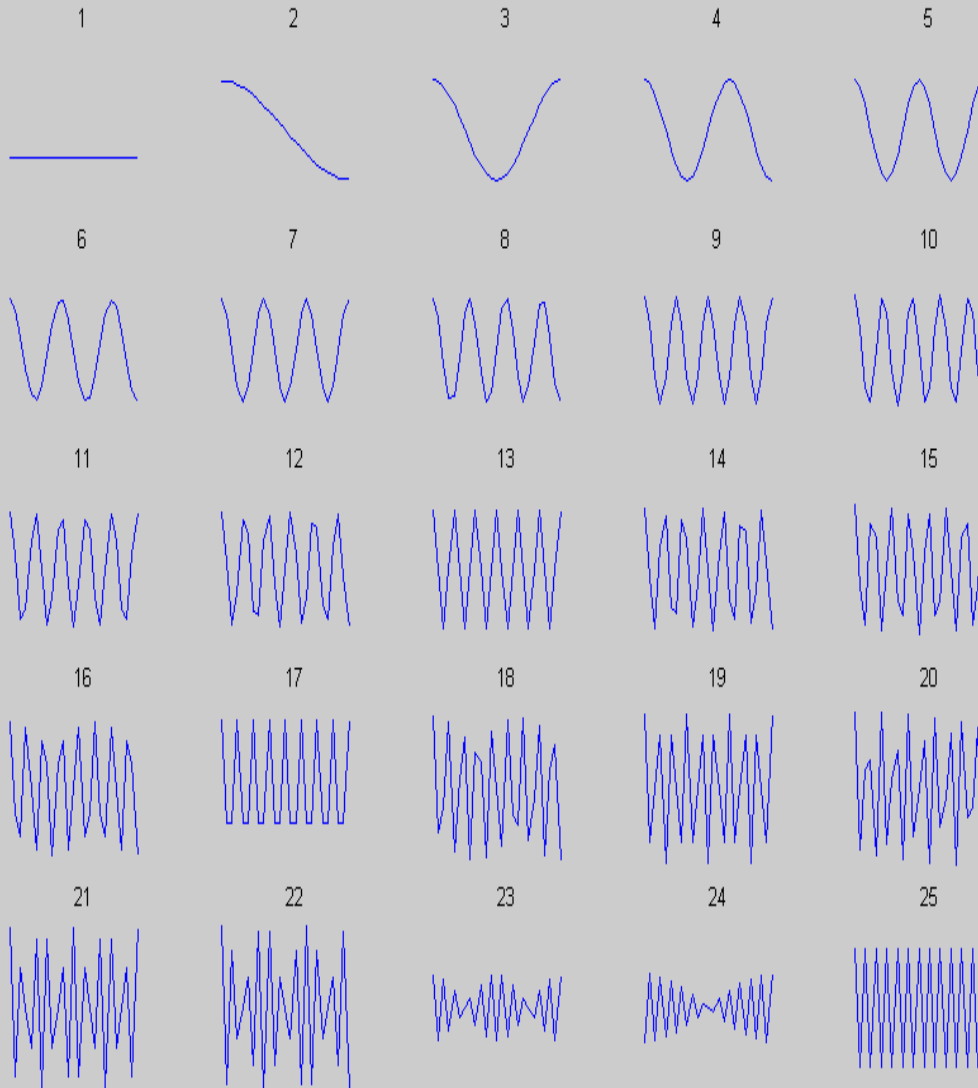
with

mass matrix.

underestimated

diagonal

# Eigenvectors, unconstrained rod, 24 L1C elements



Notice the rigid body mode

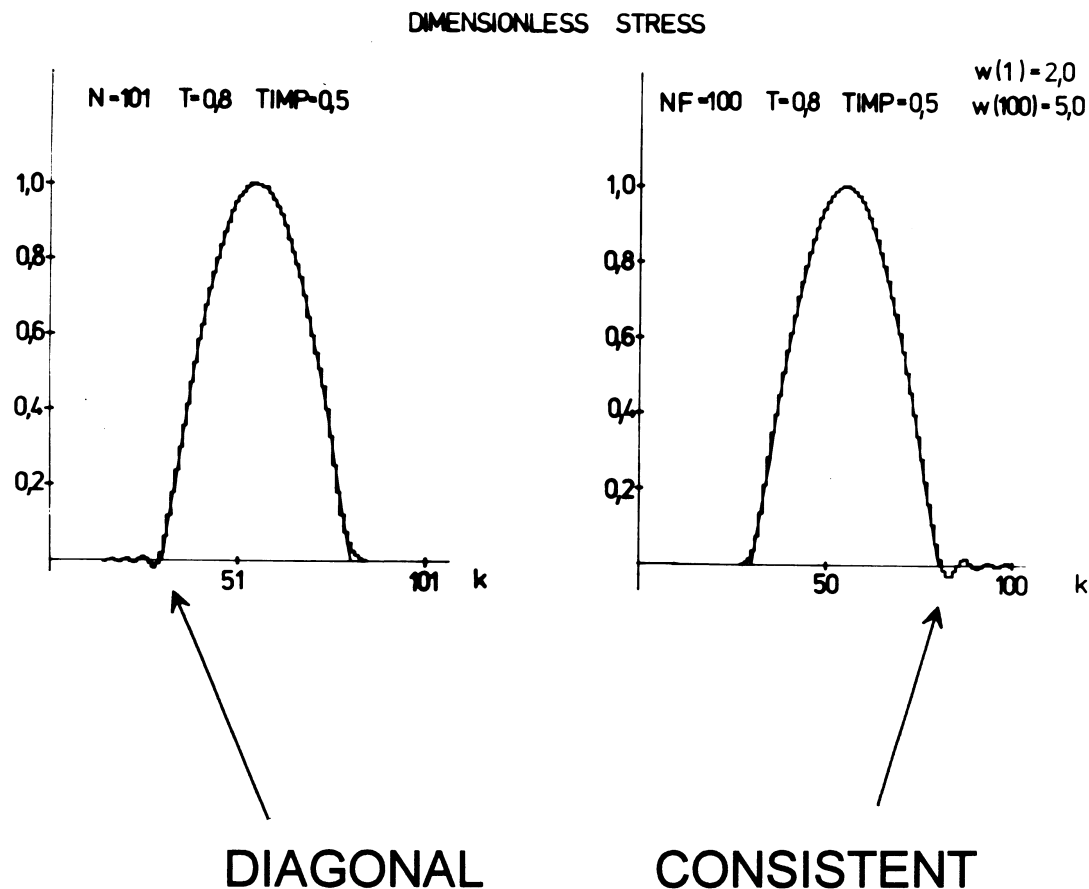
Higher modes have wrong shapes

Not in accordance with assumed harmonic solution

Nodes in opposition

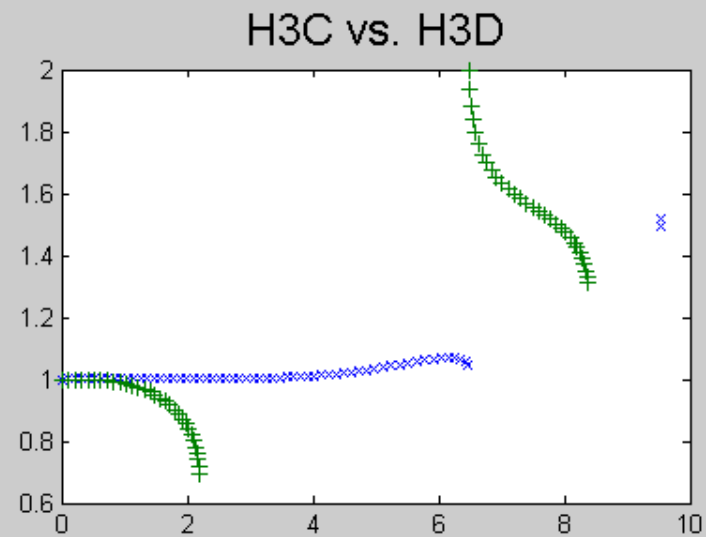
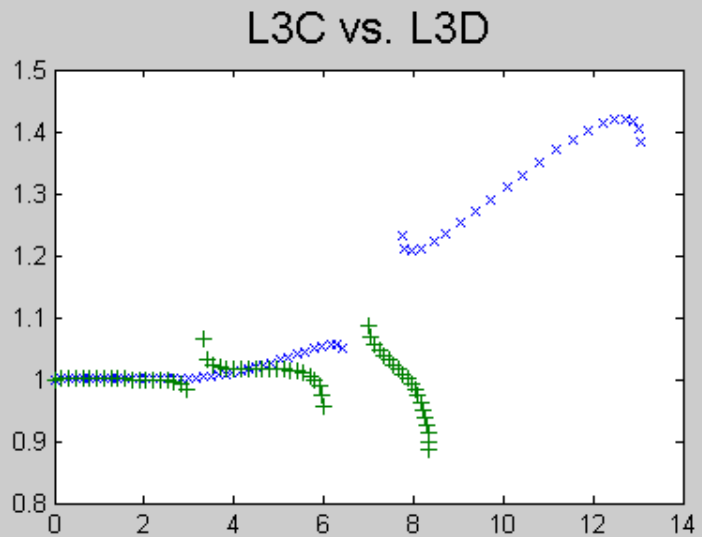
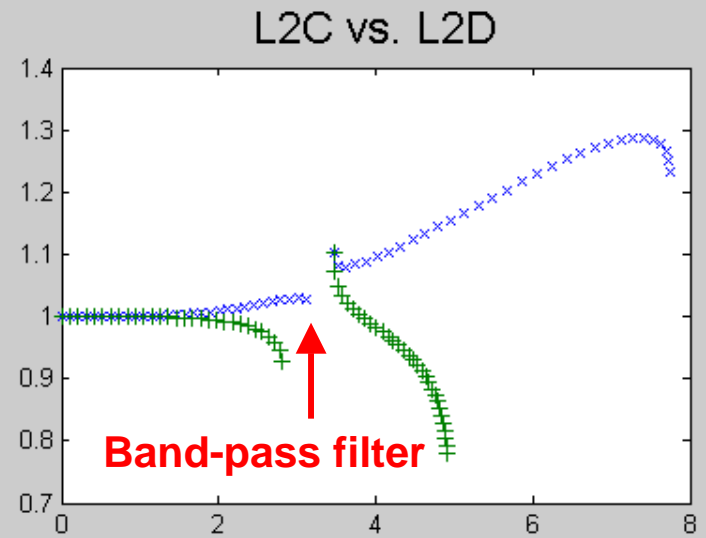
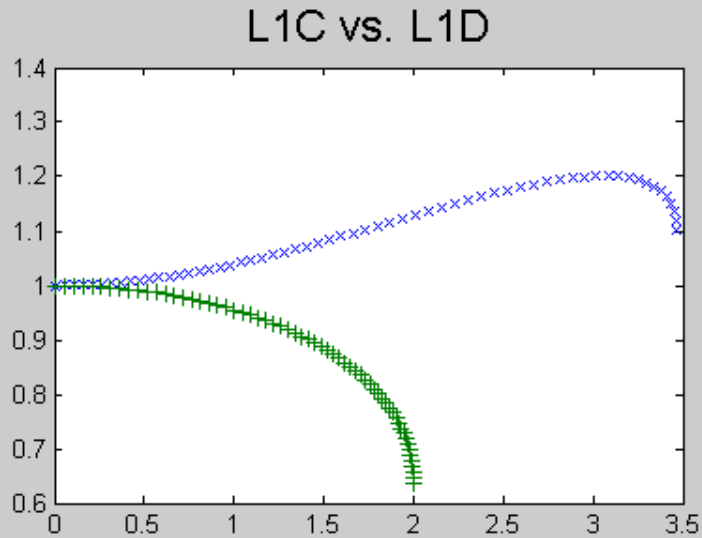
The system cannot be forced to vibrate more violently

# THE INFLUENCE OF MASS MATRIX FORMULATION



- SPURIOUS HIGH FREQUENCY COMPONENTS
- FALSE ARTIFACTS, PURE EFFECTS OF DISCRETIZATION

# 1D – velocity vs. frequency for higher order elements: L2, L3, H3

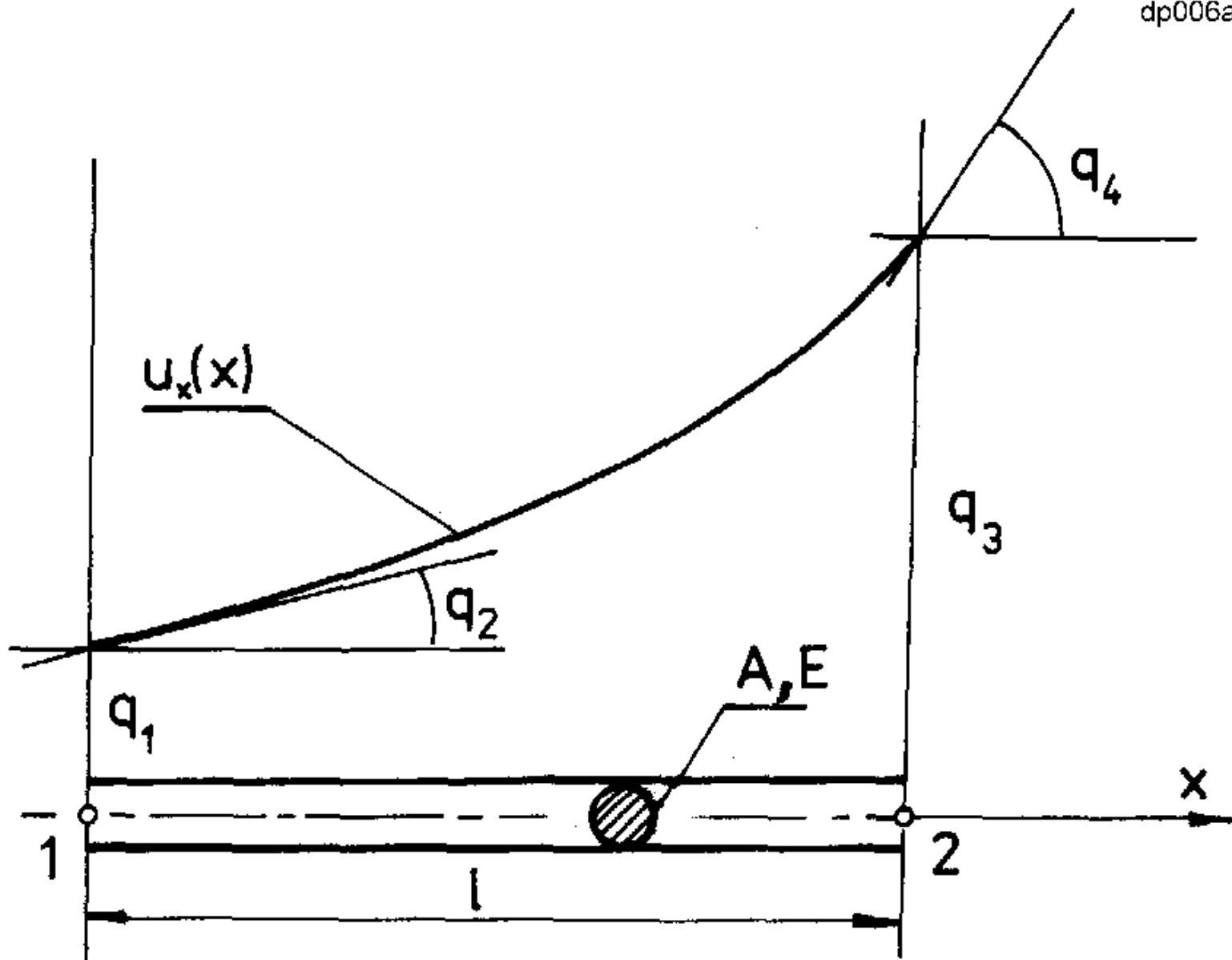


**A mixed blessing of a longer spectrum**

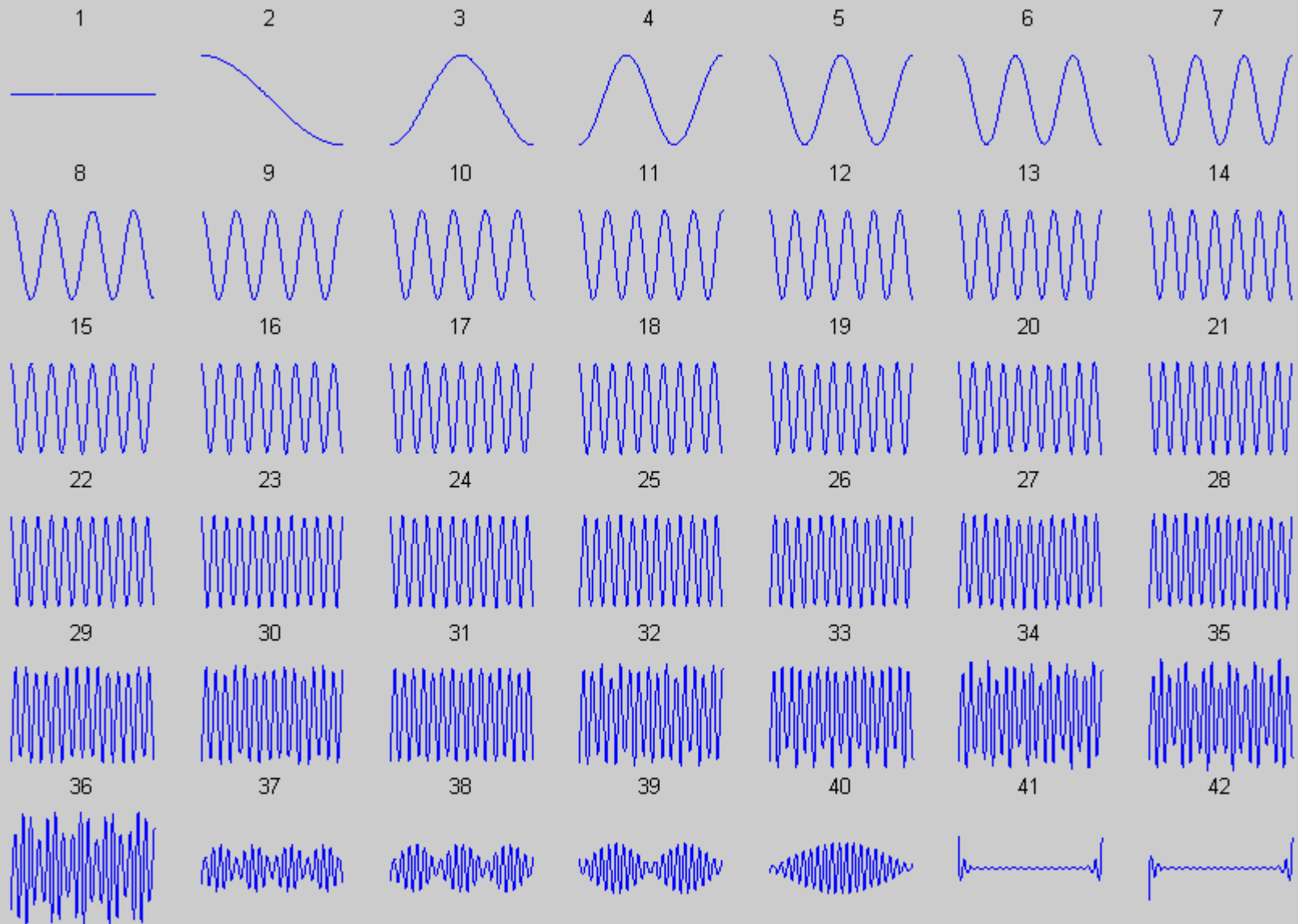


# 1D Hermitian cubic element, H3

dp006a

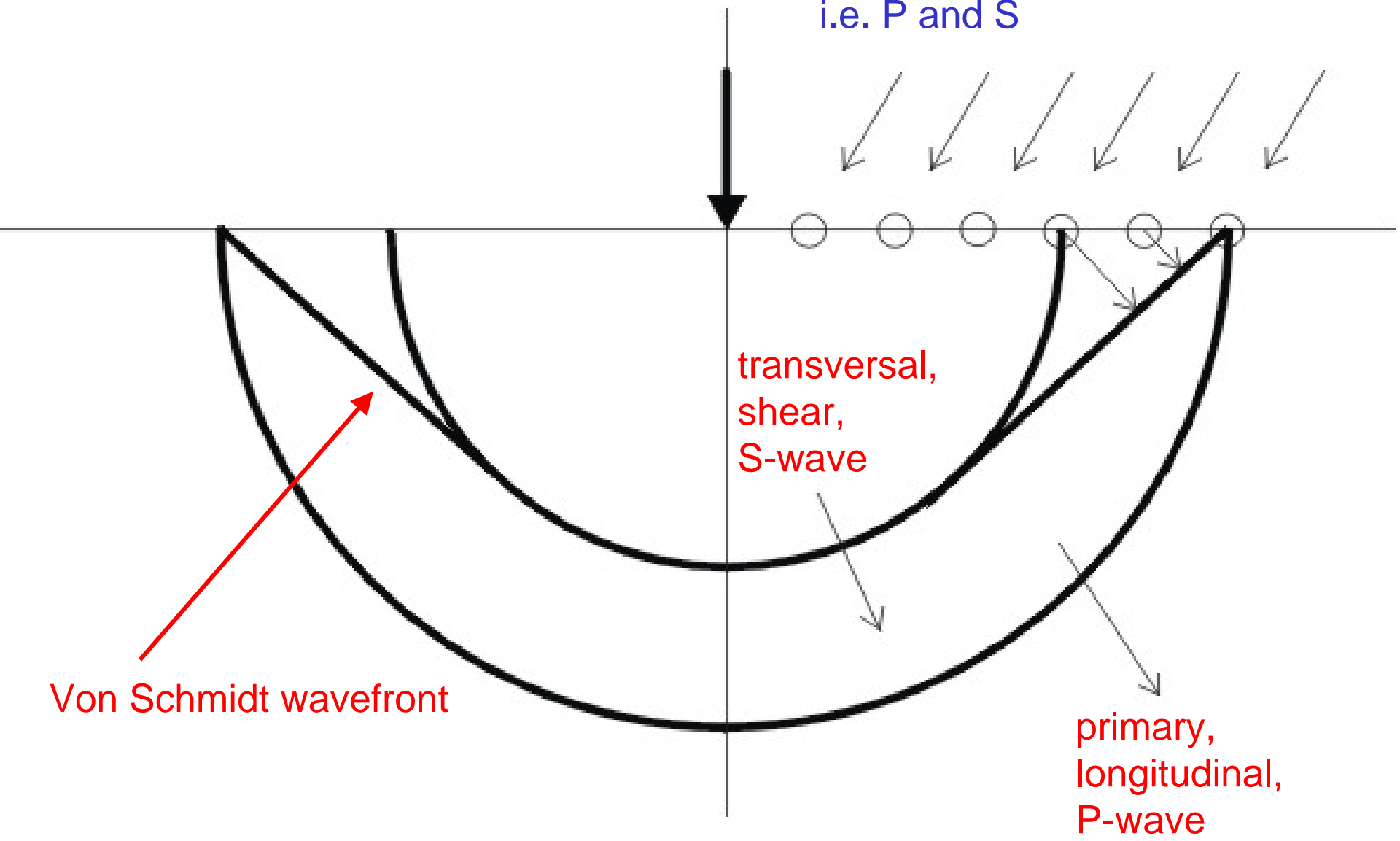


# Eigenvectors of a free-free rod modeled by H3C elements



# 2D wavefronts, Huygen's principle

Material points having been hit by primary wave become sources of both types of waves i.e. P and S



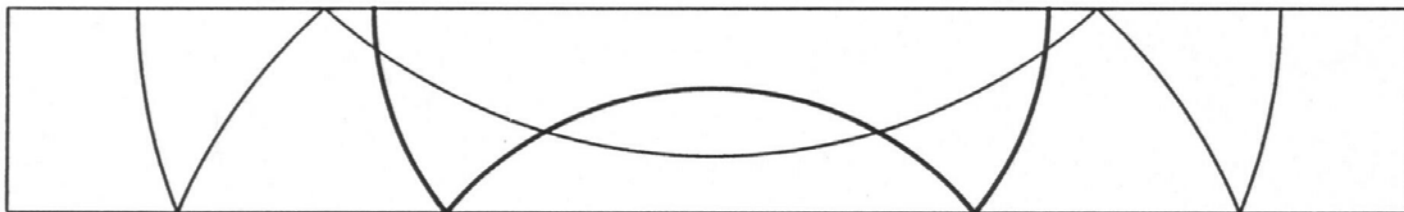
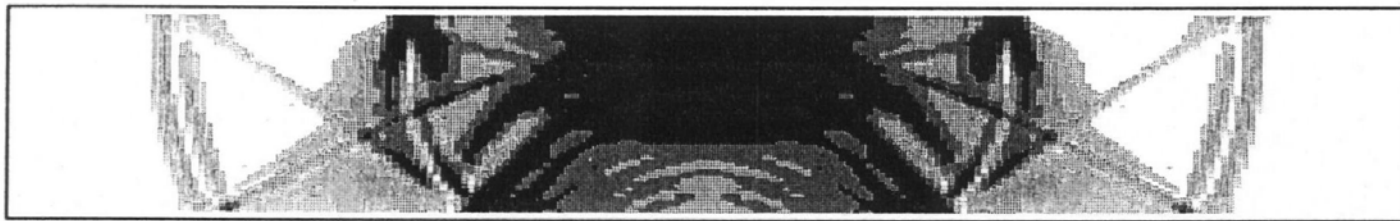
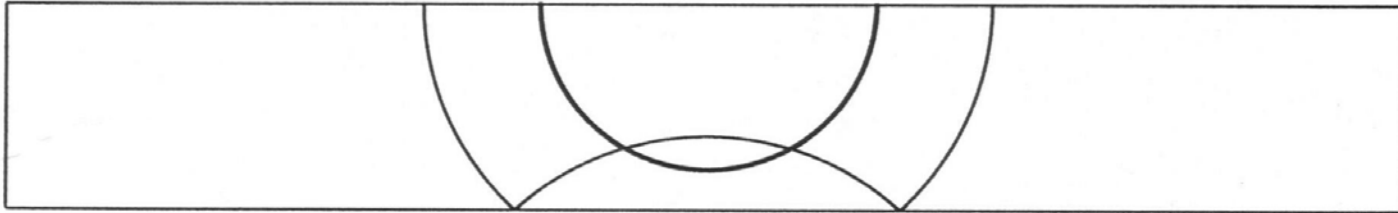
Von Schmidt wavefront

transversal, shear, S-wave

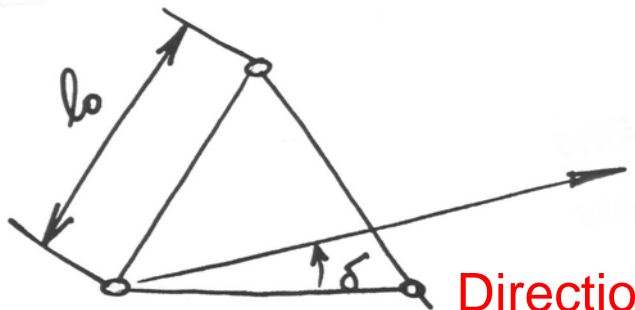
primary, longitudinal, P-wave

# 2D isotropic medium, plane stress, FE simulation

dp008



**Dispersive properties of a uniform mesh (plane stress) assembled of equilateral elements, full integration consistent and diagonal mass matrices**

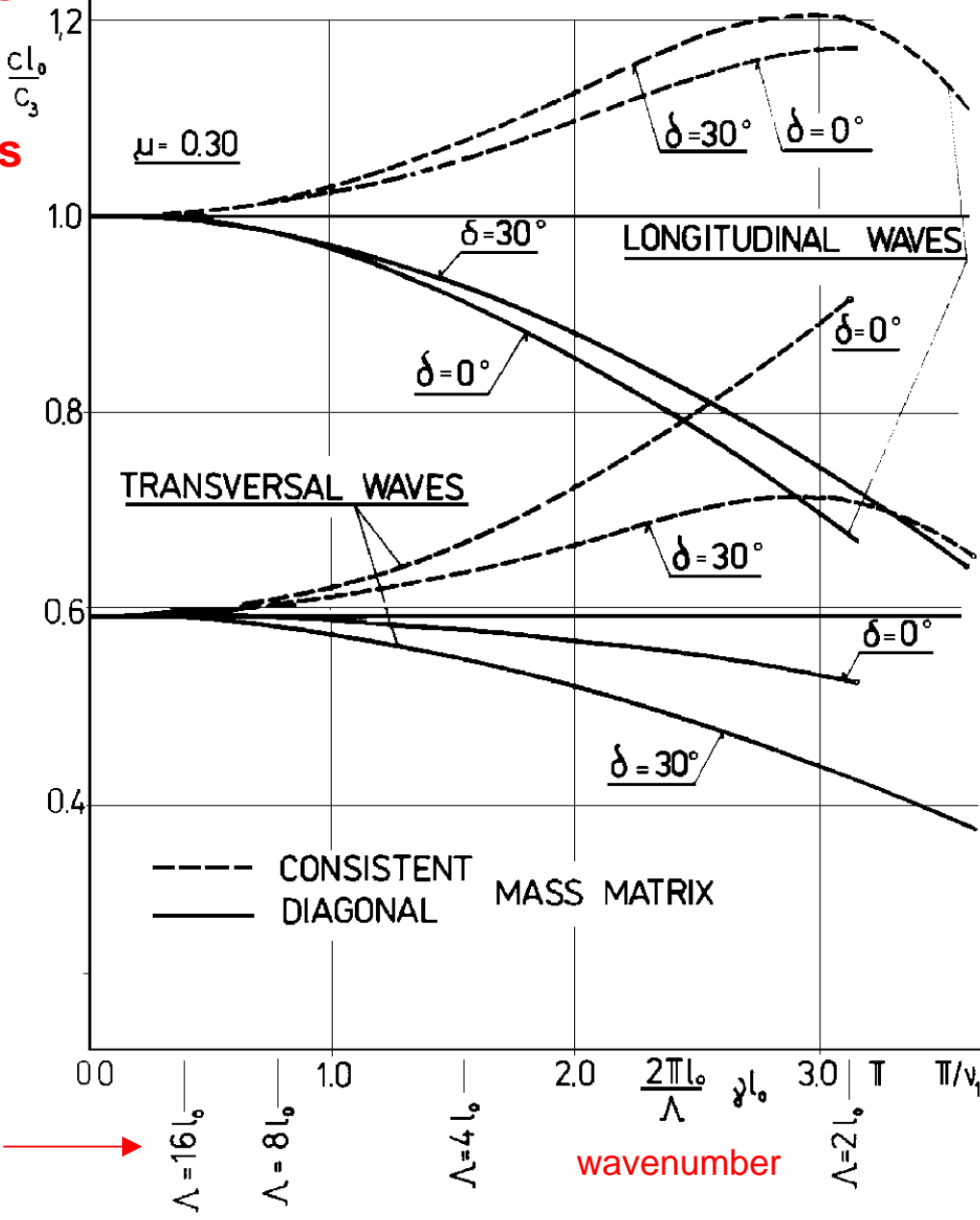


**Direction of wave propagation**

**Dispersion effects depend also on the direction of wave propagation**

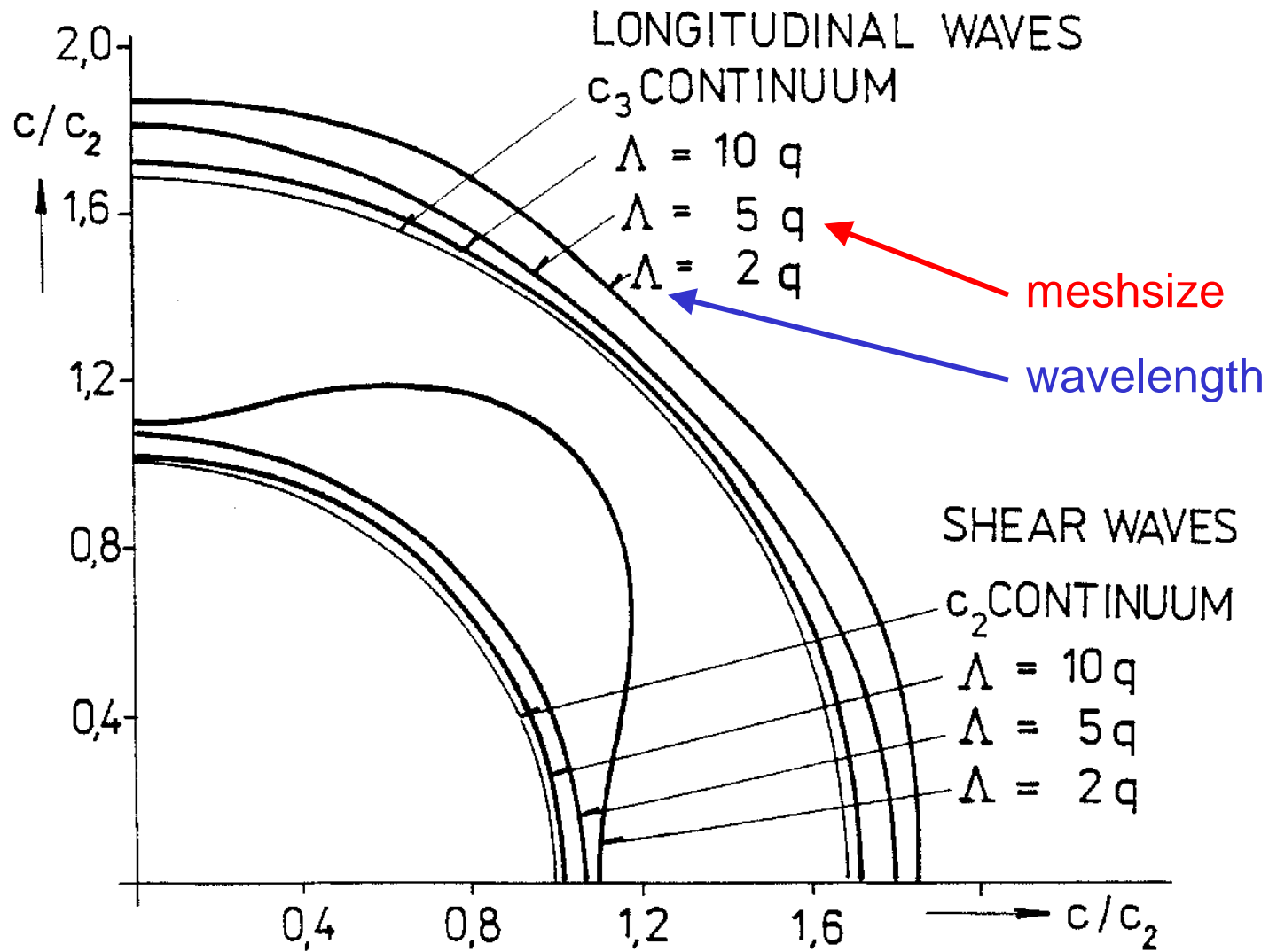
**Artificial (false) anisotropy**

PHASE VELOCITIES VS. FREQUENCY  
EQUILATERAL TRIANGLE-LINEAR SHAPE FUNCTION



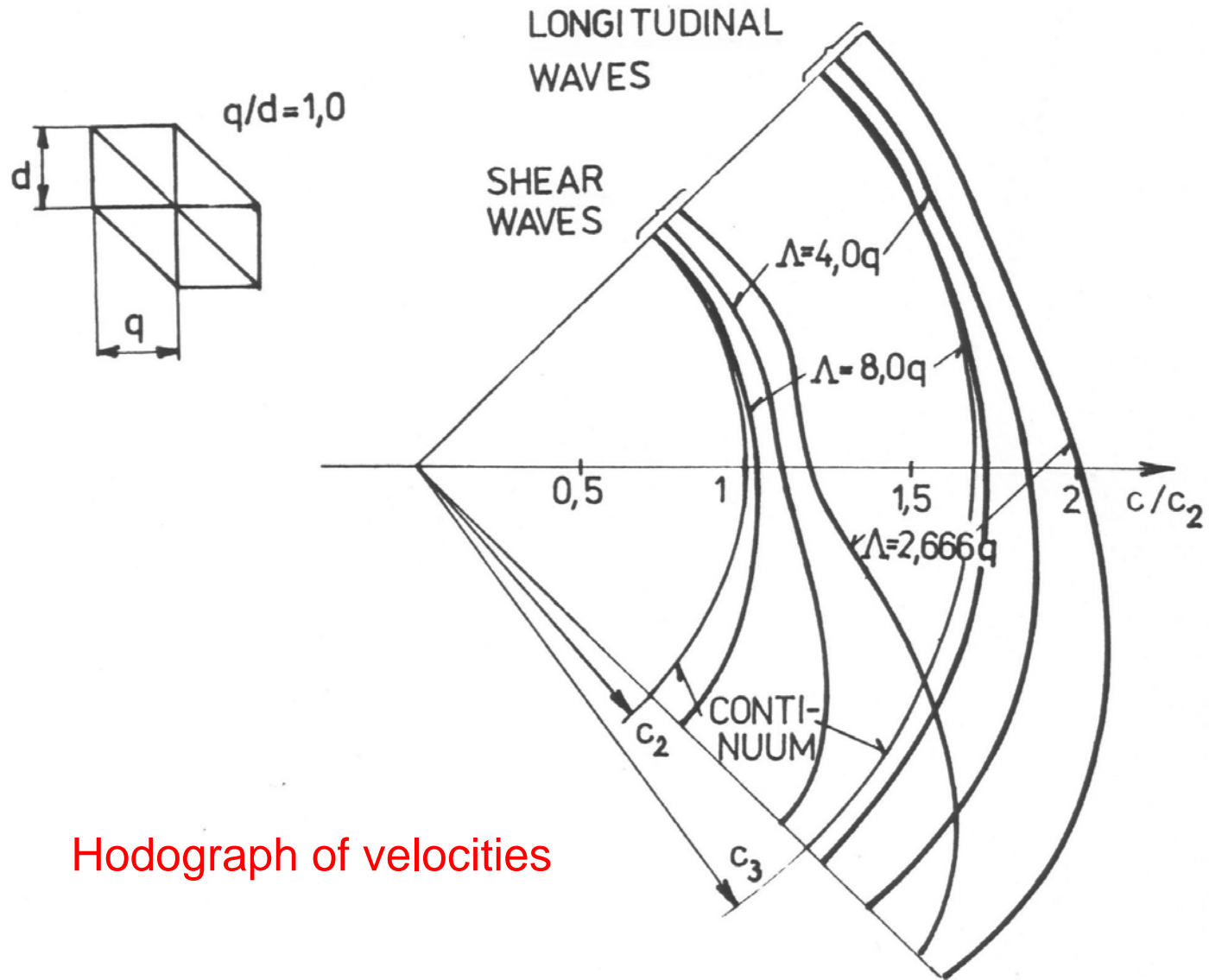
How many elements to a wavelenght  $\rightarrow$

Dispersive properties of a uniform mesh (plane stress) assembled of square isoparametric elements, full integration, consistent mass matrix



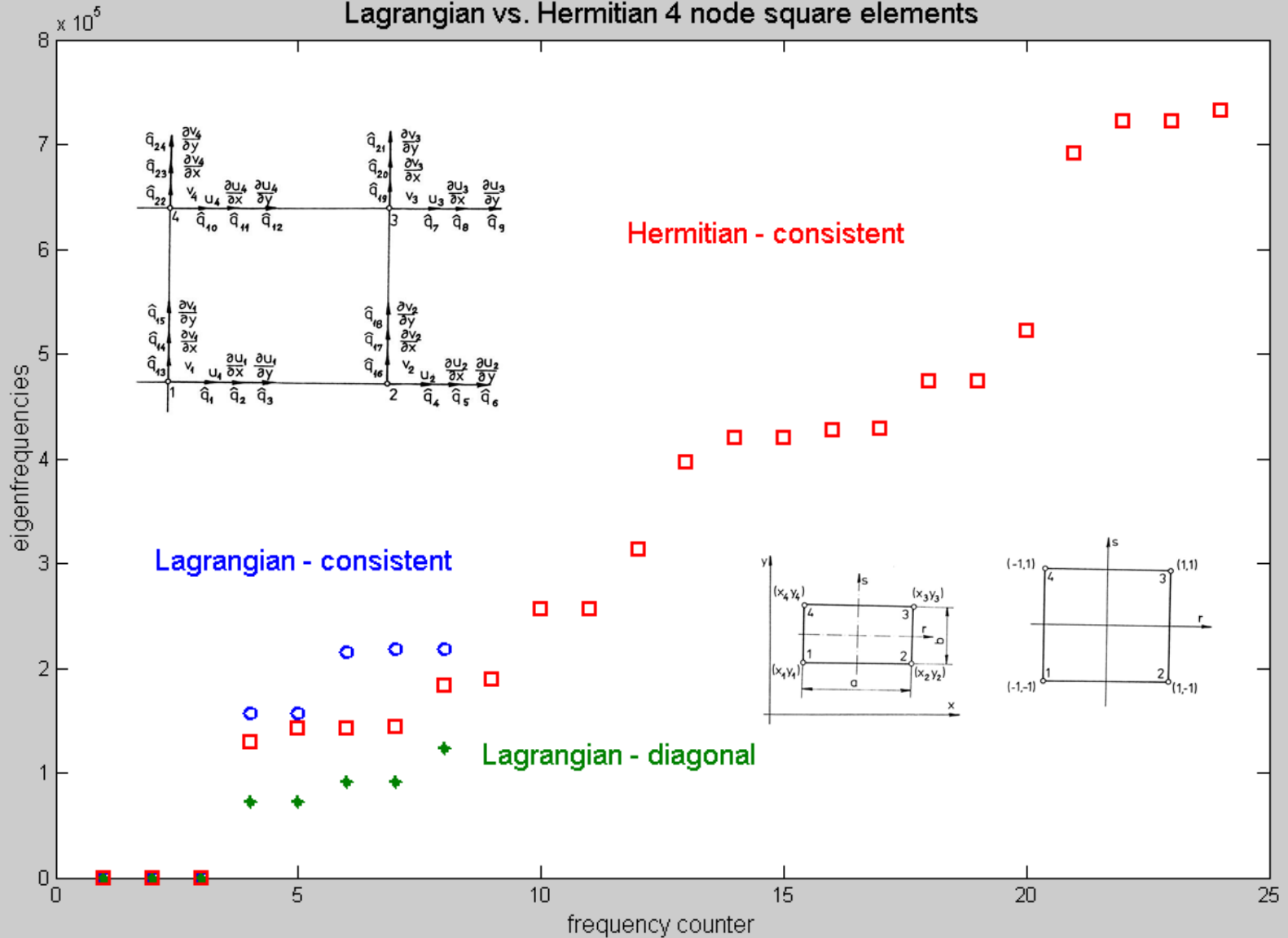
Hodograph of velocities

# Dispersive properties of a uniform mesh assembled of right-angle triangular elements, consistent and diagonal mass matrices



Hodograph of velocities

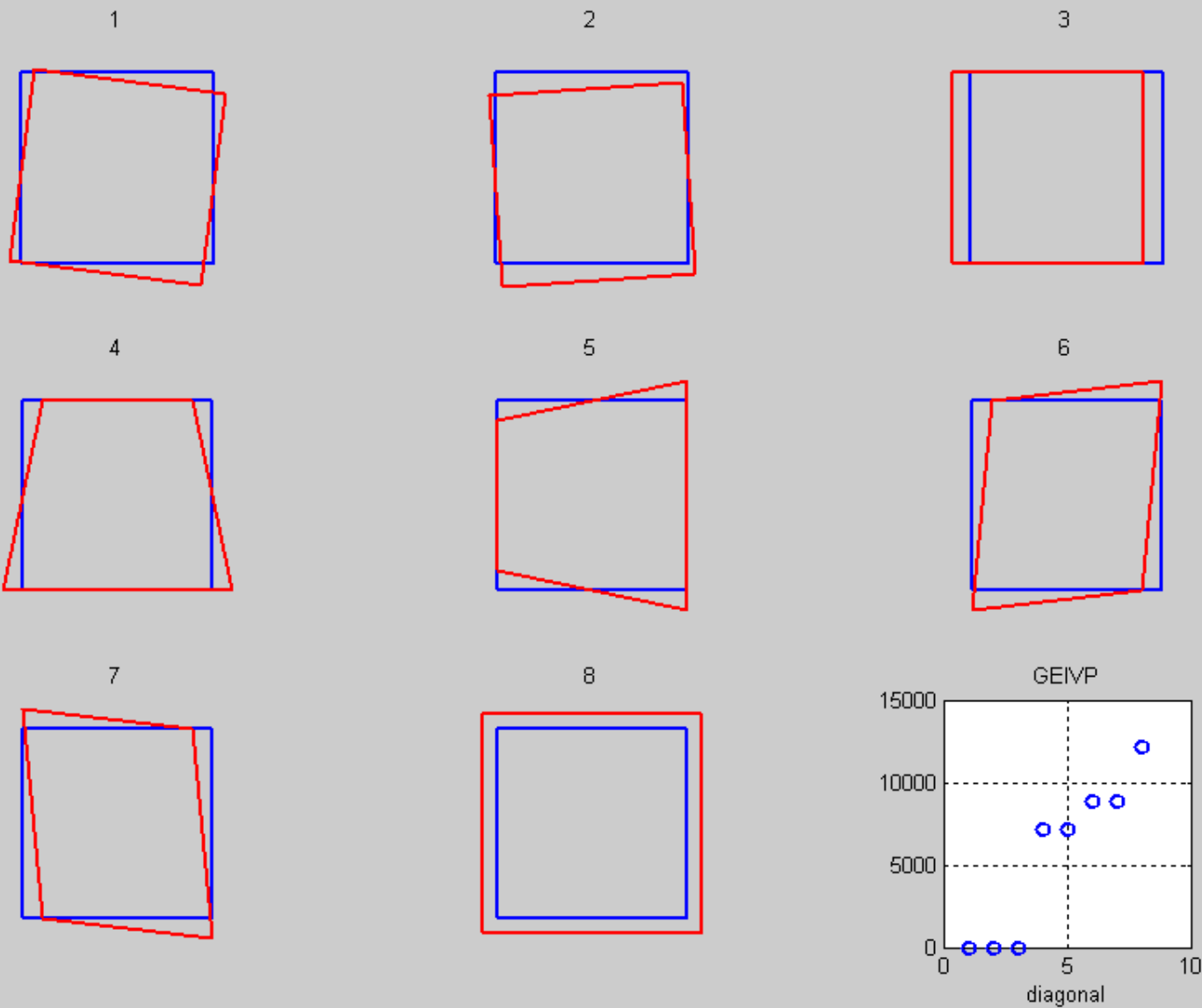
# Lagrangian vs. Hermitian 4 node square elements



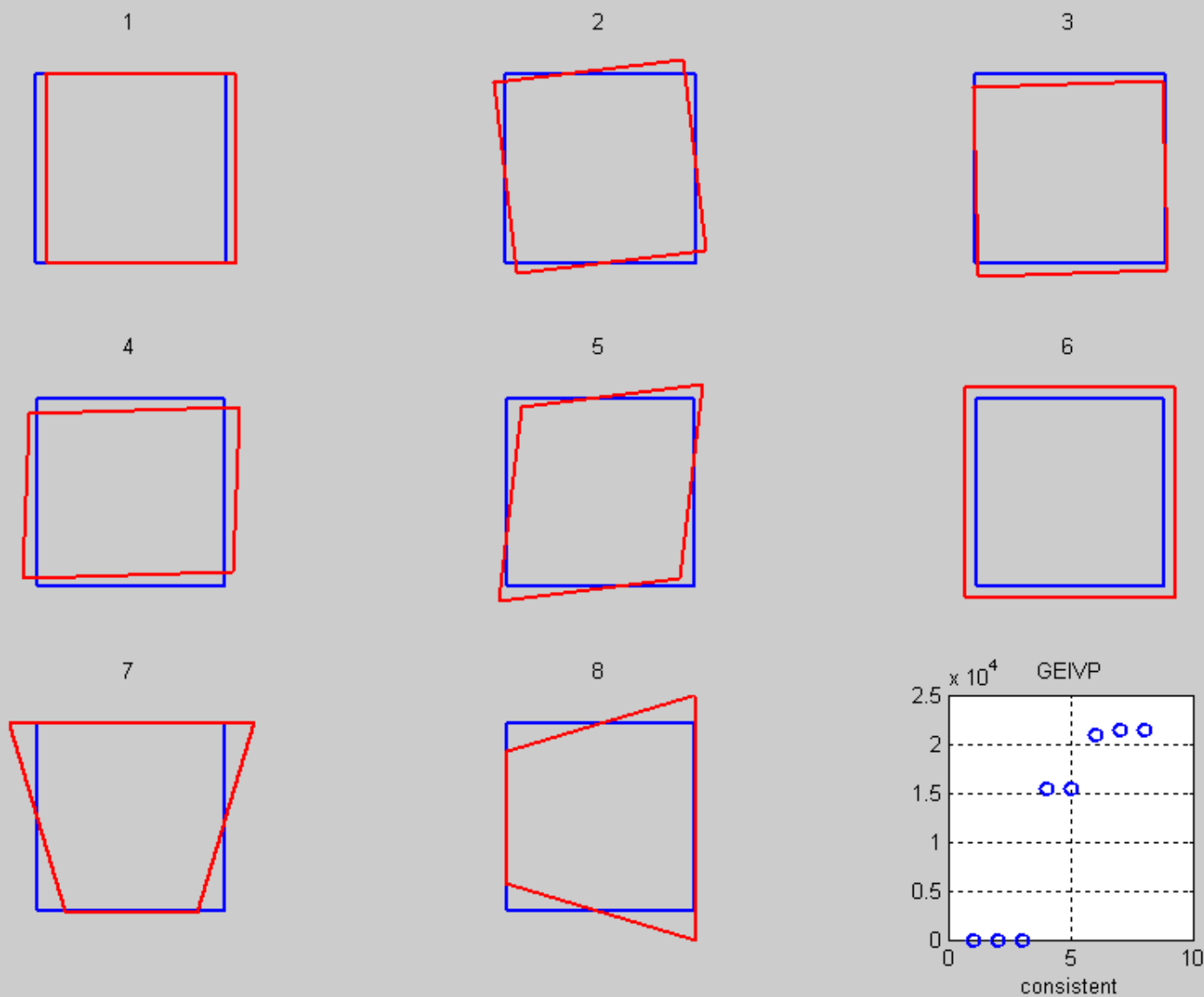
Hermitian elements are disqualified due to their 'long' spectrum



# Eigenmodes and eigenvalues of a four-node bilinear element



# Eigenmodes and eigenvalues of a four-node bilinear element



# **WE ARE NOT, HOWEVER, LIVING IN A LINEAR WORLD, SO CONCLUSIONS ARE TWOFOLD**

## **IN LINEAR CASES**

HERMITIAN ELEMENTS ARE MORE EFFICIENT, THEY HAVE LONGER FREQUENCY SPECTRUM, CONSISTENT MASS MATRIX SHOULD BE USED, NEWMARK METHOD IS THE BEST CHOICE

## **IN NON - LINEAR CASES**

EXPLICIT FORMULATIONS MUST BE USED

- SINCE THEY ALLOW A SIMPLER FORMULATION OF COMPLICATED CONSTITUTIVE EQUATIONS.
- ON THE OTHER HAND THEY ARE ONLY CONDITIONALLY STABLE AND REQUIRE A SMALL TIMESTEP
- THE TIMESTEP DEPENDS ON THE HIGHEST FREQUENCY OF THE MOST UNFAVOURABLE ELEMENT OF THE MESH
- $$(\Delta t)_{\text{critical}} = \max_{\text{all elem.}} \left( \frac{2}{\omega_{\text{max}}} \right)$$
- IN THIS CASE SIMPLE LAGRANGIAN ELEMENTS ARE PREFERRED (THEY ALLOW UNDERINTEGRATION)
- DIAGONAL MASS MATRIX IS THE WINNER, NO ASSEMBLY - NO MATRIX SOLVER NEEDED

# TESTING THE TIME MARCHING ALGORITHMS

$$[M]\{\ddot{q}\} + [C]\{\dot{q}\} + [K]\{q\} = \{P(t)\}$$

in the past:

Runge-Kutta, Sarafian, Nyström, Hamming, etc

later:

central differences, Wilson, Newmark.

EXPLICIT (central differences)

IMPLICIT (Newmark)

↖ classical representatives ↗

Equilibrium is considered

at time  $t$

at time  $t + \Delta t$

and leads to the repeated solutions of

$$[\tilde{M}]\{q_{t+\Delta t}\} = \{\tilde{P}\} \quad [\tilde{K}]\{q_{t+\Delta t}\} = \{\tilde{P}\}$$

Conditionally stable for  $\Delta t < \frac{2}{\omega_{\max}}$       unconditionally stable

highest eigenvalue of the system

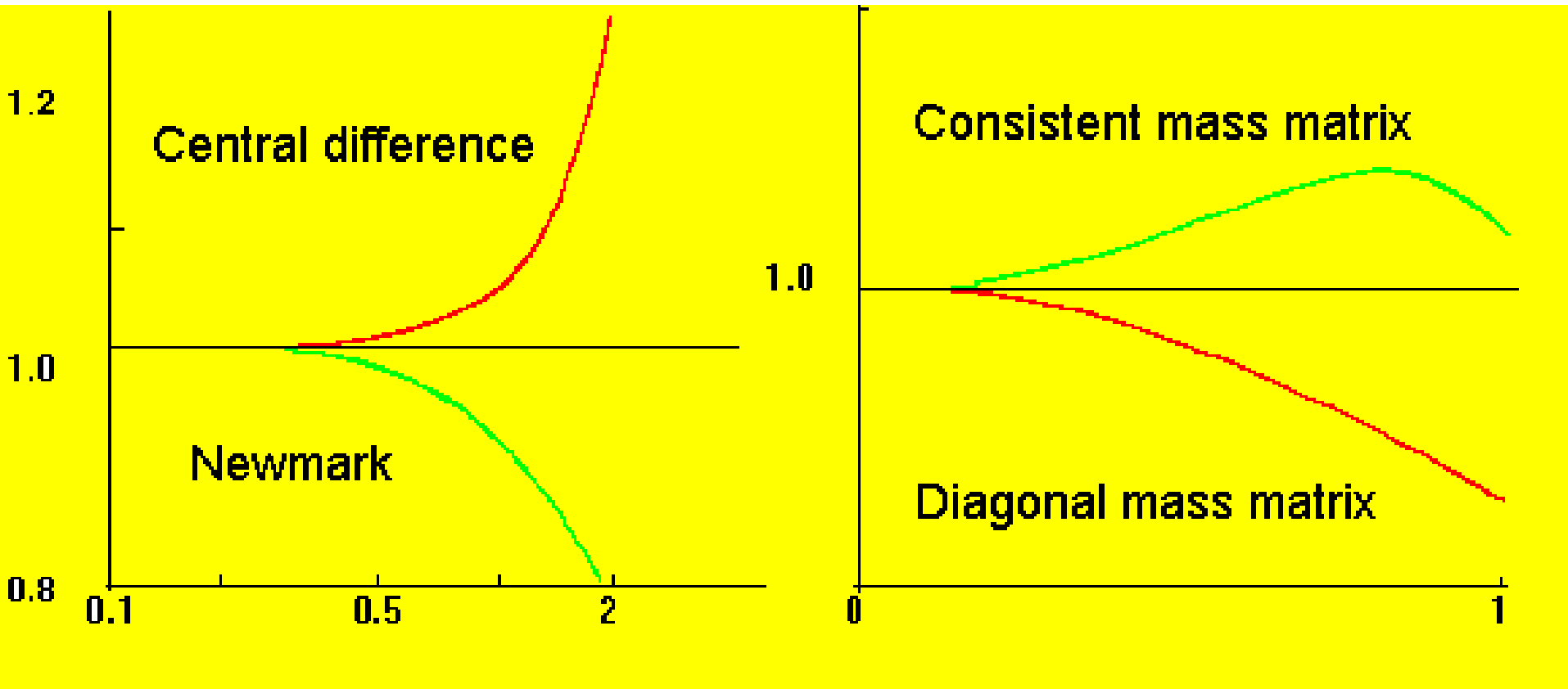
EFFICIENT ONLY if  $[\tilde{M}]$  is diagonal !!

## THE CORRECT COMBINATION IS

DIAGONAL MASS MATRIX      CONSISTENT MASS MATRIX  
EXPLICIT METHODS          IMPLICIT METHODS

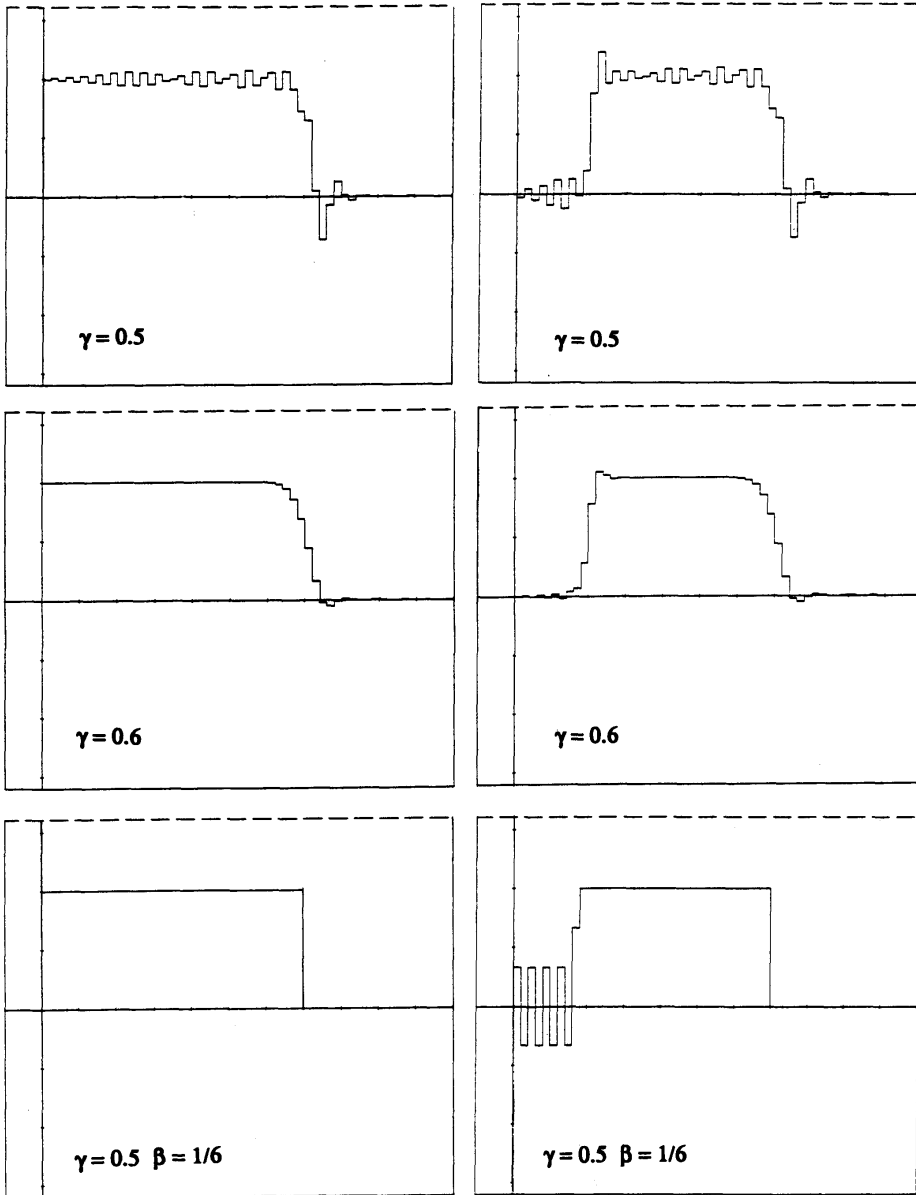
SINCE THE SPACE AND TIME DISCRETISATION ERRORS  
TEND TO CANCEL OUT

# Time and space discretization errors vs. frequency



Mother nature is kind to us

# Propagation of Heaviside and rectangular pulses in a bar

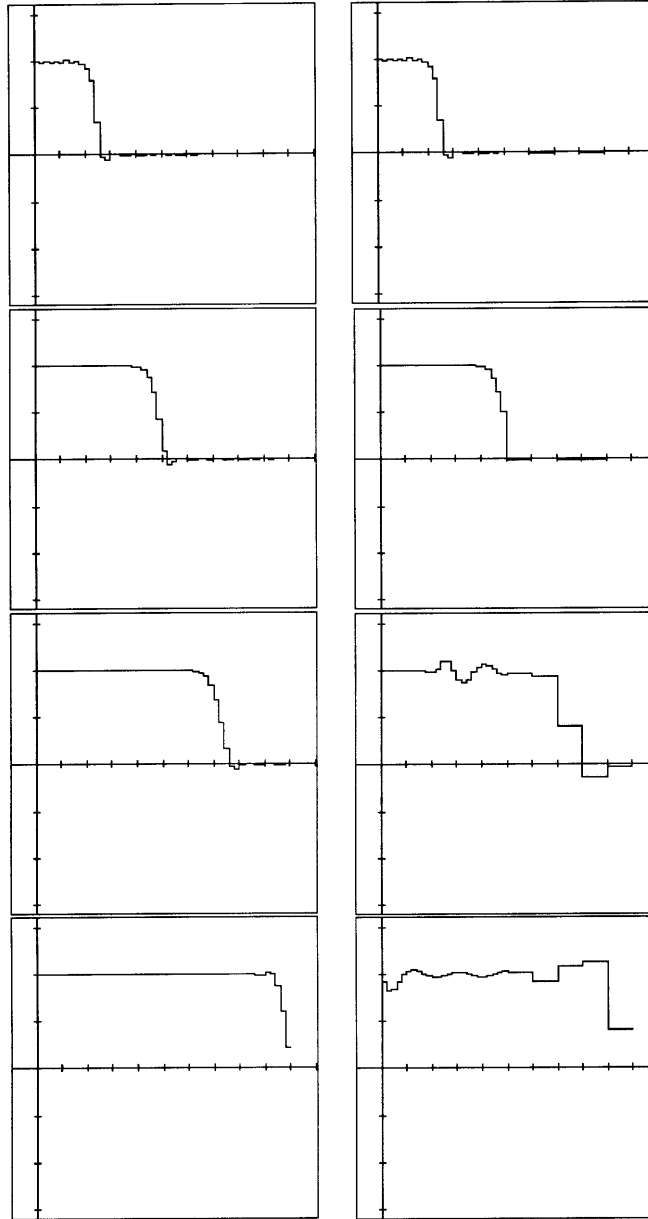


No algorithmic damping

Small algorithmic damping

The effect of space and time discretization cancels out

Newmark, 50 L1C elements

**THE INFLUENCE OF NONUNIFORM MESH**

25 + 25 LIC elements

25 + 5 LIC elements

Newmark,  $\gamma=0.6$ , Heaviside, Strain vs. length of bar

## **DISPERSIVE PROPERTIES**

different frequencies propagate with different velocities  
⇒ a pulse is distorted

## **ARTIFICIAL ANISOTROPY**

different velocities of propagation in different directions

## **FILTERING EFFECTS**

cut-off and band-pass frequencies  
⇒ high frequency components are strongly attenuated

## **MESH REGULARITY**

false reflections at mesh boundaries

## **FOURIER SPECTRUM OF LOADING**

determines what frequency components will be filtered  
- out with respect to the current mesh size