

Radical addition reactions of fluorinated species

Part 6. ¹ Regioselectivity of the addition of nucleophilic radicals to halogenopropenes and evidence for a steric effect of the chlorine substituent ²

Oldřich Paleta ^{*}, Vladimír Církva, Zuzana Budková, Stanislav Böhm

Department of Organic Chemistry, Prague Institute of Chemical Technology, 16628 Prague 6, Czech Republic

Received 8 April 1997; accepted 12 June 1997

Abstract

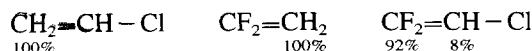
Nucleophilic radicals derived from alkanols and cyclic ethers (oxolane, 1,3-dioxolane, 2,2-dimethyl-1,3-dioxolane) were employed to test the regioselectivity of addition to 3-chloro-1,1,2,3,3-pentafluoropropene (1), 1,3-dichloro-1,2,3,3-tetrafluoropropene (2), 1,1,3-trichloro-2,3,3-trifluoropropene (3) and 1,3-dichloro-2,3,3-trifluoropropene (4). The regioselectivity was strongly dependent on the number of chlorine atoms at the terminal position and on the character of the additive. Thus the two chlorine atoms in 3 completely reversed the regioselectivity to an anti-Kharasch mode. The relative reaction rates were dramatically decreased with increasing number of terminal chlorine atoms in olefins 1–3. The allylic chlorine atom in 1 appeared to mimic a longer perfluoroalkyl chain. Experimental results were compared with the shapes of frontier orbitals and electron densities calculated using PM3 and ab initio (3-12G and 6-311+G**) methods. The transformations of the adducts to chlorofluoroalkyl methacrylates and fluorinated pentane-1,2-diol are reported. © 1997 Elsevier Science S.A.

Keywords: Halogenopropenes; Nucleophilic radical addition; Regioselectivity; Steric effect of chlorine; Quantum chemical calculations

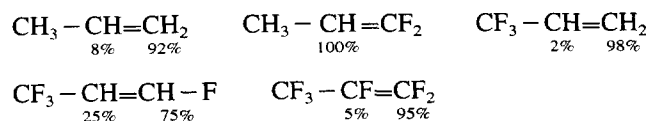
1. Introduction

Radical additions to double bonds are a powerful chemical tool for the formation of new C–C bonds. In organic syntheses [6], including stereoselective reactions [7a,7b], large reaction partners can be combined by this method. Radical additions to fluorine-containing, three-carbon and higher olefins are of practical importance, because the reaction products can be employed as useful synthetic intermediates [8a–8c], as special monomers [9a,9b], e.g. highly sensitive electron-beam and X-ray resists for microlithography, or comonomers [5,9a,9b] and as biocompatible materials with improved oxygen transport capacity. Therefore it is of interest to investigate the effects of the chlorine atoms on the regioselectivity of addition and on the relative reactivity of chlorofluoropropenes in radical addition. Moreover, the effects of chlorine substituents on the regioselectivity of addition are of interest with regard to the general scope of radical addition.

In the series of chlorine- and fluorine-containing ethylenes, the fluorine and chlorine substituents can dramatically influence the regioselectivity, as demonstrated by the following examples of electrophilic CF₃ radical additions [10a,10b, 11a–11c]



The regioselectivities can be explained using the general rules [11a–11c,12a,12b] of radical addition to ethylenes substituted with p- and π-electron-active substituents and groups. In contrast, the prediction of the regioselectivity of addition in the series of fluorine-containing propenes is less clear as documented by the following experimental data from the reactions of CF₃ radicals [6,11a–11c,12a,12b]



The influence of a chlorine substituent on the regioselectivity of radical addition to fluorine-containing propenes and higher terminal olefins would be expected to be great, because it

^{*} Corresponding author. Fax: 00402-2431-1082.

¹ Part 1, Refs. [1a,1b]. Part 2, Ref. [2]. Part 3, Ref. [3]. Part 4, Ref. [4]. Part 5, Ref. [5].

² Prof. Dr. H.G.O. Becker on the occasion of his 75th birthday.

completely reverses the regioselectivity of some nucleophilic additions [13].

The aim of this study was to determine the effects of chlorine substituents on the regioselectivity of radical addition to chlorine-substituted fluoropropenes as represented by structures **1–4** (see below).

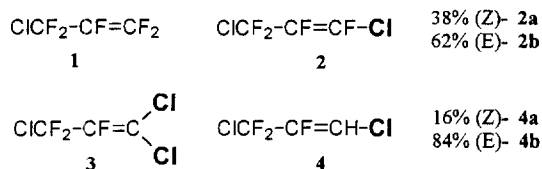
2. Results and discussion

2.1. Selection of reaction partners, type of initiation

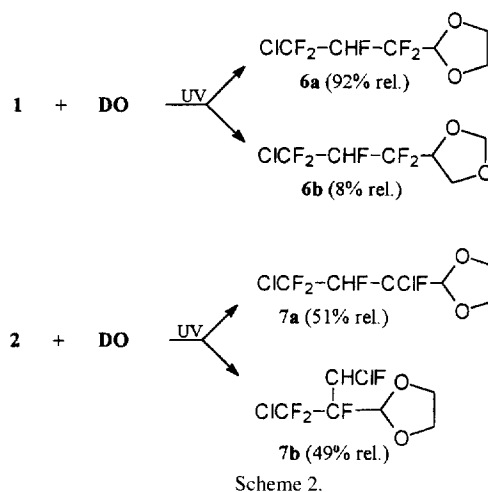
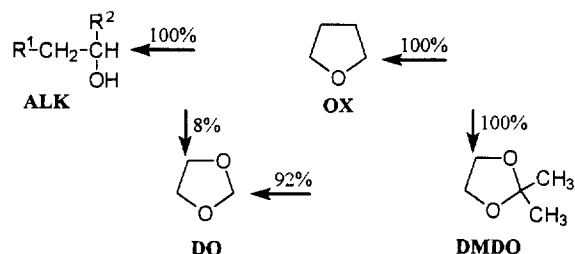
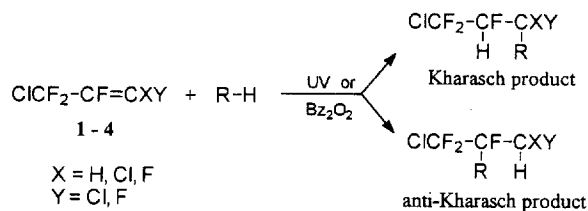
It is known from excellent reviews [10a,10b,12a,12b,14] on the addition reactions of halogenated species that interactions between radicals and olefins of opposite Lewis acid–base character are kinetically favoured. As highly fluorinated olefins, e.g. **1–4**, have electrophilic character, we employed nucleophilic radicals for the additions. 3-Chloropentafluoropropene (**1**, “perfluoroallyl chloride”) was chosen as the basic olefinic structure modified at the terminal position with chlorine atoms (olefins **2** and **3**) or hydrogen (olefin **4**) (Scheme 1).

Nucleophilic radicals derived from alkanols and cyclic ethers (oxolane, 1,3-dioxolane, 2,2-dimethyl-1,3-dioxolane) were employed to test the regioselectivity of addition to chlorofluoropropenes **1–4**. It is known from the literature that they react easily with highly fluorinated aliphatic [15a–15d] and alicyclic [16a–16c] olefins, including 2,3,3-trifluoroacrylates using various initiators [17a,17b].

According to previous observations [4,15a–15d], a generalized scheme of the addition reactions of fluoropropenes **1–4** presupposes the formation of two regioisomeric adducts: a classical Kharasch product formed by the attack of radical R' at the terminal position and an anti-Kharasch adduct (Scheme 2). The alkanols and cyclic ethers from which the radicals were generated in this study possess different kinds of cleavable C–H bond. In alkanols, oxolane (OX) and 2,2-dimethyl-1,3-dioxolane (DMDO), the homolytic cleavage of the C–H bonds takes place with complete regioselectivity (Scheme 2). An exception is 1,3-dioxolane (DO), with partial cleavage of the C–H bond at position 4. However, this incomplete selectivity was only observed in the reaction with olefin **1** (Scheme 2; products **6a** and **6b**, 92% and 8% respectively); a similar observation was reported [18] for addition to methyl-2,3,3-trifluoroacrylate with almost the same proportion of the minor adduct (9% rel.). In the addition of DO to sterically hindered olefin **2**, the cleavage of the C4–H bond is suppressed and only the C2–H bond is cleaved, but the addition is not completely regioselective on the double bond (Scheme 2; products **7a** and **7b**, see below).



Scheme 1.



Scheme 2.

All reactions were carried out in the liquid phase and the radicals R' were generated using dibenzoyl peroxide or by direct photochemical initiation. These different methods of initiation can result in different energies and concentrations of radicals R' which, in turn, can influence the ratio of the regioisomeric adducts. Therefore we verified this ratio for olefin **2**, which is most sensitive to the nature of the attacking radical: the results in Table 2 confirm the lack of dependence of the adduct ratios on the type of initiation within experimental error ($\pm 1.5\%$).

2.2. Regioselectivity of additions to 3-chloropentafluoropropene (**1**)

The additions of different nucleophilic radicals to olefin **1** (Scheme 3), listed in Table 1 (entries 1–6), reveal the complete regioselectivity from the point of view of the double bond, with a small exception for methanol (entry 1). These observations are in slight contrast with the additions to hexafluoropropene, which take place with a lower regioselectivity (Table 1, entries 7, 8, 11, 12).

Table 1
Regioselectivity of the addition of nucleophilic radicals R' to fluoroolefins R_F-CF=CF₂


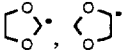


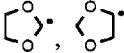































Entry	Fluoroolefin R _F	Radical R'	Attack to terminal C (%)	Product	Initiation	Reference
1	CICF ₂	H ₂ C(OH)	99	5	UV	^a
2	CICF ₂	CH ₃ CH(OH)	100	8	UV	^a
3	CICF ₂	(CH ₃) ₂ C(OH)	100	9	UV	^a
4	CICF ₂		100	10	UV	^a
5	CICF ₂		100 ^b	6a, 6b	UV	^a
6	CICF ₂		100	11	UV	^a
7	CF ₃	H ₂ C(OH)	96–97		UV	[19a]
8	CF ₃	H ₂ C(OH)	95.5–98		Peroxide	[15d]
9	CF ₃	CH ₃ CH(OH)	100		UV	[15d,19b]
10	CF ₃	(CH ₃) ₂ C(OH)	100		UV	[15d,19b]
11	CF ₃		99		UV	[4]
12	CF ₃		99 ^b		UV	[20]
13	C ₇ F ₁₅	H ₂ C(OH)	100		UV	[20]
14	C ₇ F ₁₅	H ₂ C(OH)	100		Peroxide	[20]
15	C ₃ F ₇ O	H ₂ C(OH)	93		UV	[5]
16	C ₃ F ₇ O	CH ₃ CH(OH)	96		UV	[5]
17	C ₃ F ₇ O	(CH ₃) ₂ C(OH)	99		UV	[5]
18	C ₃ F ₇ O		93		UV	[4]
19	C ₃ F ₇ O	H ₂ C(OH)	95		Peroxide	[4]
20	C ₃ F ₇ O	CH ₃ CH(OH)	> 99		UV	[4]
21	C ₃ F ₇ O	(CH ₃) ₂ C(OH)	100		UV	[5]
22	C ₃ F ₇ O		94		UV	[4]
23	C ₃ F ₇ O	H ₂ C(OH)	95		Peroxide	[5]
24	C ₃ F ₇ O	CH ₃ CH(OH)	> 99		UV	[4]
25	C ₃ F ₇ O	(CH ₃) ₂ C(OH)	100		UV	[5]
26	C ₃ F ₇ O		94		UV	[4]
27	C ₃ F ₇ O	H ₂ C(OH)	95		Peroxide	[5]
28	C ₃ F ₇ O	CH ₃ CH(OH)	> 99		UV	[4]
29	C ₃ F ₇ O	(CH ₃) ₂ C(OH)	100		UV	[5]
30	C ₃ F ₇ O		94		UV	[4]
31	C ₃ F ₇ O	H ₂ C(OH)	95		Peroxide	[5]
32	C ₃ F ₇ O	CH ₃ CH(OH)	> 99		UV	[4]
33	C ₃ F ₇ O	(CH ₃) ₂ C(OH)	100		UV	[5]
34	C ₃ F ₇ O		94		UV	[4]
35	C ₃ F ₇ O	H ₂ C(OH)	95		Peroxide	[5]
36	C ₃ F ₇ O	CH ₃ CH(OH)	> 99		UV	[4]
37	C ₃ F ₇ O	(CH ₃) ₂ C(OH)	100		UV	[5]
38	C ₃ F ₇ O		94		UV	[4]
39	C ₃ F ₇ O	H ₂ C(OH)	95		Peroxide	[5]
40	C ₃ F ₇ O	CH ₃ CH(OH)	> 99		UV	[4]
41	C ₃ F ₇ O	(CH ₃) ₂ C(OH)	100		UV	[5]
42	C ₃ F ₇ O		94		UV	[4]
43	C ₃ F ₇ O	H ₂ C(OH)	95		Peroxide	[5]
44	C ₃ F ₇ O	CH ₃ CH(OH)	> 99		UV	[4]
45	C ₃ F ₇ O	(CH ₃) ₂ C(OH)	100		UV	[5]
46	C ₃ F ₇ O		94		UV	[4]
47	C ₃ F ₇ O	H ₂ C(OH)	95		Peroxide	[5]
48	C ₃ F ₇ O	CH ₃ CH(OH)	> 99		UV	[4]
49	C ₃ F ₇ O	(CH ₃) ₂ C(OH)	100		UV	[5]
50	C ₃ F ₇ O		94		UV	[4]
51	C ₃ F ₇ O	H ₂ C(OH)	95		Peroxide	[5]
52	C ₃ F ₇ O	CH ₃ CH(OH)	> 99		UV	[4]
53	C ₃ F ₇ O	(CH ₃) ₂ C(OH)	100		UV	[5]
54	C ₃ F ₇ O		94		UV	[4]
55	C ₃ F ₇ O	H ₂ C(OH)	95		Peroxide	[5]
56	C ₃ F ₇ O	CH ₃ CH(OH)	> 99		UV	[4]
57	C ₃ F ₇ O	(CH ₃) ₂ C(OH)	100		UV	[5]
58	C ₃ F ₇ O		94		UV	[4]
59	C ₃ F ₇ O	H ₂ C(OH)	95		Peroxide	[5]
60	C ₃ F ₇ O	CH ₃ CH(OH)	> 99		UV	[4]
61	C ₃ F ₇ O	(CH ₃) ₂ C(OH)	100		UV	[5]
62	C ₃ F ₇ O		94		UV	[4]
63	C ₃ F ₇ O	H ₂ C(OH)	95		Peroxide	[5]
64	C ₃ F ₇ O	CH ₃ CH(OH)	> 99		UV	[4]
65	C ₃ F ₇ O	(CH ₃) ₂ C(OH)	100		UV	[5]
66	C ₃ F ₇ O		94		UV	[4]
67	C ₃ F ₇ O	H ₂ C(OH)	95		Peroxide	[5]
68	C ₃ F ₇ O	CH ₃ CH(OH)	> 99		UV	[4]
69	C ₃ F ₇ O	(CH ₃) ₂ C(OH)	100		UV	[5]
70	C ₃ F ₇ O		94		UV	[4]
71	C ₃ F ₇ O	H ₂ C(OH)	95		Peroxide	[5]
72	C ₃ F ₇ O	CH ₃ CH(OH)	> 99		UV	[4]
73	C ₃ F ₇ O	(CH ₃) ₂ C(OH)	100		UV	[5]
74	C ₃ F ₇ O		94		UV	[4]
75	C ₃ F ₇ O	H ₂ C(OH)	95		Peroxide	[5]
76	C ₃ F ₇ O	CH ₃ CH(OH)	> 99		UV	[4]
77	C ₃ F ₇ O	(CH ₃) ₂ C(OH)	100		UV	[5]
78	C ₃ F ₇ O		94		UV	[4]
79	C ₃ F ₇ O	H ₂ C(OH)	95		Peroxide	[5]
80	C ₃ F ₇ O	CH ₃ CH(OH)	> 99		UV	[4]
81	C ₃ F ₇ O	(CH ₃) ₂ C(OH)	100		UV	[5]
82	C ₃ F ₇ O		94		UV	[4]
83	C ₃ F ₇ O	H ₂ C(OH)	95		Peroxide	[5]
84	C ₃ F ₇ O	CH ₃ CH(OH)	> 99		UV	[4]
85	C ₃ F ₇ O	(CH ₃) ₂ C(OH)	100		UV	[5]
86	C ₃ F ₇ O		94		UV	[4]
87	C ₃ F ₇ O	H ₂ C(OH)	95		Peroxide	[5]
88	C ₃ F ₇ O	CH ₃ CH(OH)	> 99		UV	[4]
89	C ₃ F ₇ O	(CH ₃) ₂ C(OH)	100		UV	[5]
90	C ₃ F ₇ O		94		UV	[4]
91	C ₃ F ₇ O	H ₂ C(OH)	95		Peroxide	[5]
92	C ₃ F ₇ O	CH ₃ CH(OH)	> 99		UV	[4]
93	C ₃ F ₇ O	(CH ₃) ₂ C(OH)	100		UV	[5]
94	C ₃ F ₇ O		94		UV	[4]
95	C ₃ F ₇ O	H ₂ C(OH)	95		Peroxide	[5]
96	C ₃ F ₇ O	CH ₃ CH(OH)	> 99		UV	[4]
97	C ₃ F ₇ O	(CH ₃) ₂ C(OH)	100		UV	[5]
98	C ₃ F ₇ O		94		UV	[4]
99	C ₃ F ₇ O	H ₂ C(OH)	95		Peroxide	[5]
100	C ₃ F ₇ O	CH ₃ CH(OH)	> 99		UV	[4]
101	C ₃ F ₇ O	(CH ₃) ₂ C(OH)	100		UV	[5]
102	C ₃ F ₇ O		94		UV	[4]
103	C ₃ F ₇ O	H ₂ C(OH)	95		Peroxide	[5]
104	C ₃ F ₇ O	CH ₃ CH(OH)	> 99		UV	[4]
105	C ₃ F ₇ O	(CH ₃) ₂ C(OH)	100		UV	[5]
106	C ₃ F ₇ O		94		UV	[4]
107	C ₃ F ₇ O	H ₂ C(OH)	95		Peroxide	[5]
108	C ₃ F ₇ O	CH ₃ CH(OH)	> 99		UV	[4]
109	C ₃ F ₇ O	(CH ₃) ₂ C(OH)	100		UV	[5]
110	C ₃ F ₇ O		94		UV	[4]
111	C ₃ F ₇ O	H ₂ C(OH)	95		Peroxide	[5]
112	C ₃ F ₇ O	CH ₃ CH(OH)	> 99		UV	[4]
113	C ₃ F ₇ O	(CH ₃) ₂ C(OH)	100		UV	[5]
114	C ₃ F ₇ O		94		UV	[4]
115	C ₃ F ₇ O	H ₂ C(OH)	95		Peroxide	[5]
116	C ₃ F ₇ O	CH ₃ CH(OH)	> 99		UV	[4]
117	C ₃ F ₇ O	(CH ₃) ₂ C(OH)	100		UV	[5]
118	C ₃ F ₇ O		94		UV	[4]
119	C ₃ F ₇ O	H ₂ C(OH)	95		Peroxide	[5]
120	C ₃ F ₇ O	CH ₃ CH(OH)	> 99		UV	[4]
121	C ₃ F ₇ O	(CH ₃) ₂ C(OH)	100		UV	[5]
122	C ₃ F ₇ O		94		UV	[4]
123	C ₃ F ₇ O	H ₂ C(OH)	95		Peroxide	[5]
124	C ₃ F ₇ O	CH ₃ CH(OH)	> 99		UV	[4]
125	C ₃ F ₇ O	(CH ₃) ₂ C(OH)	100		UV	[5]
126	C ₃ F ₇ O		94		UV	[4]
127	C ₃ F ₇ O	H ₂ C(OH)	95		Peroxide	[5]
128	C ₃ F ₇ O	CH ₃ CH(OH)	> 99		UV	[4]
129	C ₃ F ₇ O	(CH ₃) ₂ C(OH)	100		UV	[5]
130	C ₃ F ₇ O		94		UV	[4]
131	C ₃ F ₇ O	H ₂ C(OH)	95		Peroxide	[5]
132	C ₃ F ₇ O	CH ₃ CH(OH)	> 99		UV	[4]
133	C ₃ F ₇ O	(CH ₃) ₂ C(OH)	100		UV	[5]
134	C ₃ F ₇ O		94		UV	[4]
135	C ₃ F ₇ O	H ₂ C(OH)	95		Peroxide	[5]
136	C ₃ F ₇ O	CH ₃ CH(OH)	> 99		UV	[4]
137	C ₃ F ₇ O	(CH ₃) ₂ C(OH)	100		UV	[5]
138	C ₃ F ₇ O		94		UV	[4]
139	C ₃ F ₇ O	H ₂ C(OH)	95		Peroxide	[5]
140	C ₃ F ₇ O	CH ₃ CH(O				

Table 2
Regioselectivity of the addition to $\text{ClCF}_2\text{-CF}=\text{CF-Cl}$ (**2**)

Entry	Radical R [•]	Terminal attack: $\text{ClCF}_2\text{-CHF-CFCl-R}$		Initiation
		(% rel.) ^a	Compound	
1		73	12a	UV, Bz ₂ O ₂
2		95	13a	UV, Bz ₂ O ₂
3		95	14a	Bz ₂ O ₂
4		52	15a	UV
5		51	7a	UV
6		51	16a	UV

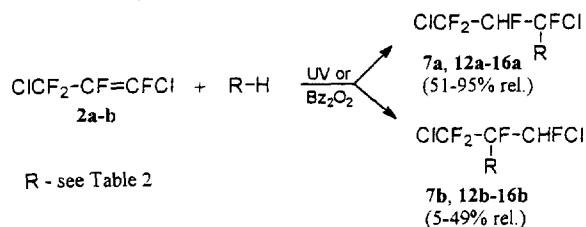
^a Calculated from the integral intensity of the signals in the ¹⁹F NMR spectra; experimental error, ± 1.5%.

selectivity increases with increasing chain length (e.g. entries 14 and 18, 15 and 19 or 17 and 21). In the case of perfluorovinyl ethers, the lower regioselectivity is probably caused by the presence of an oxygen atom in the neighbourhood of the double bond instead of the CF₂ group (Scheme 4, C): one side of the double bond is less hindered by the oxygen atom than by the Cl or CF₂ group (Scheme 4, A and B).

2.3. Regioselectivity of addition to 1,3-dichlorotetrafluoropropene (**2**)

The substitution of one fluorine atom for chlorine at the terminal position in olefin **1** substantially changes the regioselectivity of addition: in all additions performed (Scheme 5, Table 2), two regioisomeric adducts were formed. The starting olefin **2** consisted of a mixture of (*Z*)-**2a** and (*E*)-**2b** isomers (38% and 62% rel., Scheme 1). By ¹⁹F nuclear magnetic resonance (NMR), it was verified that the relative amounts remained constant during addition with both peroxide and photochemical initiation.

The ratio of terminal to internal attack of the double bond in olefin **2** is strongly dependent on the effective bulk of the attacking radicals (Table 2), which are all of approximately similar nucleophilic nature: hydroxyalkyl radicals (entries



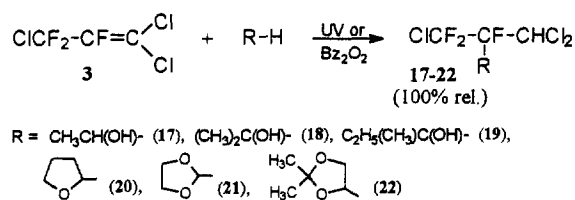
Scheme 5.

1–3) are more bulky than oxolanyl radicals (entries 4–6) with a conformationally more rigid skeleton; branching in hydroxyalkyl radicals (entries 1–3) causes increased terminal attack up to 95% rel.; in contrast, methyl groups attached to the 1,3-dioxolane skeleton at C2 have no influence on the regioselectivity ratio and all five-membered cyclic ethers employed react with the same regioselectivity.

It can be concluded that the terminal chlorine atom exhibits a strong steric effect in the radical additions studied.

2.4. Regioselectivity of addition to 1,1,3-trichlorotrifluoropropene (**3**) and relative reaction rates

A dramatic change in regioselectivity is observed when two terminal chlorine atoms are attached to the double bond (olefin **3**): their effects completely reverse the regioselectivity of addition of the nucleophilic radicals and, in all reactions carried out (Scheme 6), only one anti-Markovnikov regioisomer is formed. A similar effect of two terminal chlorine substituents was observed [13] in nucleophilic additions to $\text{C}_2\text{F}_5\text{CF}=\text{CCl}_2$, affording mainly or exclusively a Markovnikov adduct, while nucleophilic additions to $\text{F}(\text{CF}_2)_n\text{-CF}=\text{CF}_2$ were fully regioselective in terminal attack [21a,21b].



Scheme 6.

Table 4
Regioselectivity of the additions to ClCF₂-CF=CH-Cl (**4**)







Radical R [•]	Products (% rel.)			Initiation
	No.	Cl-CF ₂ -CHF- $\underset{\text{R}}{\text{CHCl}}$	Cl-CF ₂ - $\underset{\text{R}}{\text{CF}}$ -CH ₂ Cl	
	23a, 23b	86	14	Bz ₂ O ₂
	24a, 24b	97	3	UV, Bz ₂ O ₂
	25a, 25b	76	24	UV
	26a, 26b	76	24	UV

Table 5
Energies of frontier orbitals for olefins and radicals and total charges on the double bond (charges in 10⁻³ units of electron charge)

Fluoroolefin	PM3 ^a			3-21G ^b			6-311+G ^b		
	HOMO (eV)	LUMO (eV)	Charge	HOMO (a.u.)	LUMO (a.u.)	Charge	HOMO (a.u.)	LUMO (a.u.)	Charge
1 ClCF ₂ -CF=CF ₂	-11.39	-1.16	C1 0.21 C2 -0.13	-0.431	0.132	C1 0.85 C2 0.27	-0.423	0.150	C1 0.74 C2 0.14
2 ClCF ₂ -CF=CClF	-10.66	-1.05	C1 -0.01 C2 -0.10				-0.411	0.128	C1 0.30 C2 0.31
3 ClCF ₂ -CF=CCl ₂	-10.24	-0.95	C1 -0.24 C2 -0.07	-0.413	0.096	C1 -0.73 C2 0.54	-0.402	0.107	C1 -0.23 C2 0.48
4 ClCF ₂ -CF=CHCl	-10.36	-0.68	C1 -0.18 C2 -0.08				-0.404	0.068	C1 -0.242 C2 0.383
Radical R [•]	SOMO (eV)			SOMO (a.u.)			SOMO (a.u.)		
CH ₃ ĊH(OH)	-3.46			-0.042			-0.051		
(CH ₃) ₂ Ċ(OH)	-3.58			-0.043					
	-3.40			-0.044					
	-3.76			-0.057					

^a Ref. 23.

^b Ref. 24.

LUMO of an olefin is thus responsible for product formation. In the case of olefins **1** and **3**, the preferred radical attack, i.e. favourable overlap of both orbitals (SOMO and LUMO), is in complete agreement with the experimental results (Fig. 1, Table 5). However, the regioselectivity predicted by frontier orbital interactions does not take into account the different steric requirements of the reacting radicals.

An analogous analysis for olefins **2** and **4** leads to less satisfactory conclusions: both types of radical attack, i.e. "inner" and "end", have the same probability. These results

reflect the experimental results discussed above (Tables 2 and 4), showing a strong regioselectivity dependence on the effective bulkiness of the radical. On the basis of qualitative frontier orbital theory, a more detailed analysis of the different and changing regioselectivities for these two olefins is not possible. The effects of solvation, for example, probably have an important influence on the reaction course, but they cannot be analysed by this relatively simple quantum-chemical interpretation. The thermodynamic stabilities of the possible "inner" and "end" adducts of olefins **2** and **4** also

Table 6
Reaction and analytical data for products 6–26

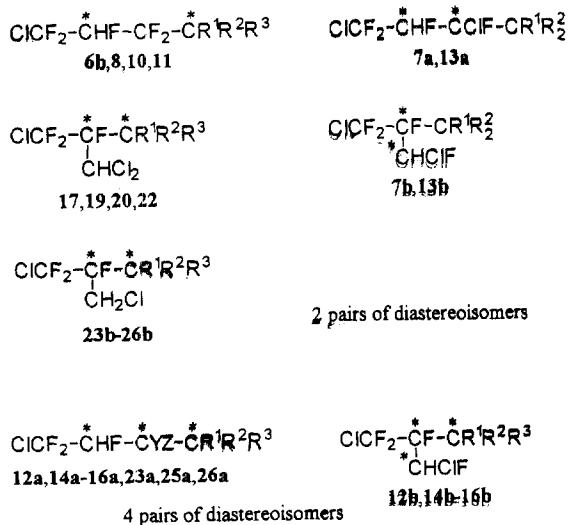
Olefin	Additive ^a (g)	Time (h)	Conversion of olefin (%)	Product obtained		B.p. (°C) [mmHg]	Formula	M.W.	Found (%) (required)			
				No.	Yield ^c (g)				C	H	Cl	F
1	MeOH	16.02	98	5	8.24	83	C ₄ H ₄ ClF ₅ O	198.5	24.3 (24.2)	2.10 (2.03)	17.75 (17.9)	47.9 (47.85)
1	DO	37.04	99	6	10.22	85	C ₆ H ₆ Cl ₂ F ₄ O ₂	240.6	30.3 (30.0)	2.87 (2.51)	14.55 (14.7)	39.7 (39.5)
1	DO	11.11	90	7	6.17	80	C ₆ H ₆ Cl ₂ F ₄ O ₂	257.1	28.5 (28.4)	2.57 (2.35)	27.1 (27.5)	29.9 (29.6)
1	EtOH	23.04	99	8	8.18	77	C ₅ H ₆ ClF ₅ O	212.6	28.5 (28.25)	2.86 (2.85)	16.4 (16.7)	44.7 (44.7)
1	Pr ⁿ OH	30.05	99	9	10.00	88	C ₆ H ₈ ClF ₅ O	226.6	32.3 (31.81)	3.93 (3.56)	15.0 (15.65)	41.1 (41.9)
1	OX	36.06	99	10	10.10	85	C ₇ H ₈ ClF ₅ O	238.6	35.6 (35.2)	3.40 (3.38)	15.13 (14.9)	39.6 (39.8)
1	DMDO	51.07	99	11	11.68	87	C ₈ H ₁₀ ClF ₅ O ₂	268.6	35.9 (35.8)	3.81 (3.75)	12.95 (13.2)	35.1 (35.4)
2	EtOH	6.91	80	12	4.12	60	C ₃ H ₆ Cl ₂ F ₄ O	229.0	26.6 (26.2)	2.72 (2.64)	30.2 (30.9)	33.9 (33.2)
2	EtOH	6.90	77	12	3.98	58 ^d	C ₆ H ₈ Cl ₂ F ₄ O	243.0	29.6 (29.65)	3.66 (3.32)	29.8 (29.2)	32.0 (31.27)
2	Pr ⁿ OH	9.02	87	13	5.61	77	C ₇ H ₁₀ Cl ₂ F ₄ O	257.1	32.9 (32.7)	4.24 (3.92)	27.4 (27.6)	29.9 (29.6)
2	Pr ⁿ OH	9.00	80	13	4.37	60 ^d	C ₇ H ₈ Cl ₂ F ₄ O	255.0	33.2 (33.0)	2.80 (3.16)	26.9 (27.8)	30.2 (29.8)
2	Bu ⁿ OH	11.12	70	14	4.24	55 ^d	C ₈ H ₁₀ Cl ₂ F ₄ O ₂	285.1	33.6 (33.7)	3.61 (3.54)	24.7 (24.9)	27.35 (26.7)
2	OX	10.82	88	15	5.28	69	C ₃ H ₆ Cl ₂ F ₄ O	245.5	24.7 (24.5)	2.89 (2.46)	42.95 (43.3)	24.0 (23.22)
2	DMDO	15.32	90	16	6.84	80	C ₆ H ₈ Cl ₂ F ₄ O	259.5	28.0 (27.8)	3.52 (3.11)	40.2 (41.0)	21.25 (22.0)
3	EtOH	6.91	73	17	4.57	62 ^d	C ₇ H ₁₀ Cl ₂ F ₄ O	273.5	30.6 (30.7)	3.84 (3.69)	38.6 (38.9)	20.2 (20.8)
3	Pr ⁿ OH	9.02	75	18	5.22	67 ^d	C ₇ H ₈ Cl ₂ F ₄ O	271.5	31.4 (31.0)	3.23 (2.97)	38.9 (39.2)	21.2 (21.0)
3	Bu ⁿ OH	11.12	71	19	5.09	62 ^d	C ₆ H ₈ Cl ₂ F ₄ O	273.5	26.8 (26.35)	2.44 (2.21)	38.2 (38.9)	21.0 (20.8)
3	OX	10.82	75	20	5.38	66 ^d	C ₈ H ₁₀ Cl ₂ F ₄ O ₂	301.5	31.7 (31.9)	3.21 (3.34)	34.9 (35.3)	18.7 (18.9)
3	DO	11.11	74	21	5.25	64 ^d	C ₃ H ₆ Cl ₂ F ₄ O	273.5	26.8 (26.35)	2.44 (2.21)	38.2 (38.9)	21.0 (20.8)
3	DMDO	15.32	74	22	5.88	65 ^d	C ₈ H ₁₀ Cl ₂ F ₄ O ₂	301.5	31.7 (31.9)	3.21 (3.34)	34.9 (35.3)	18.7 (18.9)
4	EtOH	6.91	70	23	3.36	53 ^d	C ₃ H ₆ Cl ₂ F ₄ O	211.0	28.3 (28.5)	3.40 (3.34)	33.4 (33.6)	27.4 (27.0)
4	Pr ⁿ OH	9.02	78	24	4.39	65 ^d	C ₆ H ₈ Cl ₂ F ₄ O	225.0	32.1 (32.0)	4.12 (4.03)	31.4 (31.5)	25.55 (25.3)
4	OX	10.82	73	25	4.41	62 ^d	C ₇ H ₁₀ Cl ₂ F ₄ O	237.1	35.3 (35.5)	3.89 (3.83)	30.2 (29.9)	24.3 (24.0)
4	DMDO	15.32	70	26	5.05	63 ^d	C ₈ H ₁₁ Cl ₂ F ₄ O ₂	267.1	35.9 (36.0)	4.21 (4.15)	26.4 (26.55)	21.45 (21.3)

^a OX, oxolane; DO, 1,3-dioxolane; DMDO, 2,2-dimethyl-1,3-dioxolane.

^b Initiation by dibenzoyl peroxide.

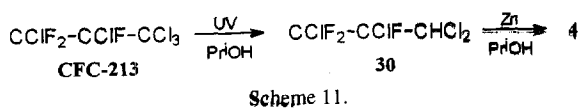
^c Purity 99%.

^d Purity 98%.



Y, Z = Cl, F; H, Cl

Scheme 10.



2.9. Synthesis of 1,3-dichloro-2,3,3-trifluoropropene (**4**)

Compound **4** was prepared by a new two-step synthesis (Scheme 11). In the first step, the starting 1,2,3,3,3-penta-chloro-1,1,2-trifluoropropane [**25**] (CFC-213) was transformed selectively to monohydrogenated alkane **30** by photochemical reduction [26a,26b]. In the second step, we used modified conditions for the dehalogenation [27a,27b] of compound **30** to olefin **4**.

3. Conclusions

The strong effect of the terminal chlorine atom in highly fluorinated propenes on the regioselectivity of addition of nucleophilic radicals was confirmed. The effect of two chlorine atoms (instead of fluorine atoms) at the terminal position (olefin **3** vs. **1**) appeared to be sufficiently strong to reverse completely the regioselectivity of the addition from the Kharasch to the anti-Kharasch mode. In the case of one terminal chlorine (olefin **2**), the regioselectivity ratio of the Kharasch and anti-Kharasch adducts was strongly dependent on the effective bulkiness of the radicals. The influence of chlorine on the regioselectivity can be explained by a steric (repulsive) effect, combined with a dramatic decrease in the reaction rate, and by polar effects, as expressed by frontier orbitals and total electron densities. Some evidence of a steric repulsive effect of the fluorine atom relative to the hydrogen atom was obtained. The regioselectivity of addition is also influenced by the character of the fluorinated chain attached to

trifluorovinyl in terminal fluoroolefins: longer perfluoroalkyls, as well as a chlorine atom in the CF₂Cl group, improve the regioselectivity, whereas in perfluorovinyl ethers the regioselectivity is relatively decreased. It has been verified that the allylic chlorine in **1** mimics a longer perfluoroalkylated chain, which enables the prediction of a similar regioselectivity for the addition reactions of long-chain perfluoroalkyl analogues of olefins **1–4**.

4. Experimental details

4.1. General comments

The temperature data were not corrected. Distillations of high boiling compounds were carried out on a Vacuubrand RC5 high vacuum oil pump. GC analyses were performed on a Chrom 5 instrument (see Ref. [27b]; silicon elastomer E-301 (GCa), poly(butane diol succinate) (GCb), nitrogen). NMR spectra were recorded on Bruker 400 AM (FT, ¹⁹F at 376.5 MHz) and Bruker WP 80 SY (FT, ¹⁹F at 75 MHz) instruments; tetramethylsilane (TMS) and CCl₃ were used as the internal standards; chemical shifts were given in parts per million (s, singlet; bs, broad singlet; d, doublet; t, triplet; q, quadruplet; qi, quintuplet; sex, sextuplet; sep, septuplet; m, multiplet) and coupling constants *J* in hertz.

The chemicals used were as follows: chlorofluoropropenes **1–3** [27b], 1,3-dioxolane (Fluka) and 2,2-dimethyl-1,3-dioxolane [28] (yield, 83%; 1,1,2-trichlorotrifluoroethane (CFC-113) was used as azeotropic solvent) were prepared according to the literature procedures; silica gel L40/100 (Merck); 2,2-diphenyl-1-picrylhydrazyl (Aldrich); methacryloyl chloride (Fluka) was distilled before use; oxolane (Fluka); ethanol, 2-propanol, 2-butanol and acetone were dried and purified according to standard procedures [29].

Quantum chemistry calculations were performed: PM3 (program MOPAC6) [23]; ab initio bases 3-21G and 6-311 + G** (program GAUSSIAN94) [24].

4.2. Photoinduced additions to 3-chloro-1,1,2,3,3-pentafluoropropene (**1**) (products **5**, **6** and **8–11**)

Reactions were carried out in an immersion-well photoreactor (75 ml) cooled from outside to –15 to –5 °C; a medium-pressure UV lamp (Tesla, RVK 125) in a water-cooled double jacket (quartz and Simax® glass, gas inlet) was used as light source; a dry-ice-cooled spiral reflux condenser was connected to a dry-ice-cooled trap which was connected to atmosphere through a hydraulic seal with sulphuric acid. The reactor was charged with additive (0.5 mol) and the apparatus was flushed with argon for 2 h with cooling. Gaseous olefin **1** (8.32 g, 50 mmol) was then introduced into the photoreactor on irradiation and the conversion of olefin **1** was monitored by GC. The surplus additive was distilled off using a distillation column (15 cm, Berle saddles) and the pure product was obtained by distillation under vacuum (for

Table 7
NMR spectral data for products 6–29 (¹H NMR: 400 MHz, CDCl₃, Me₄Si; ¹⁹F NMR: 376 MHz, CDCl₃, CCl₃F)

Compd.	Structure ^a	Diastereo-isomers (% rel.)	¹ H NMR	¹⁹ F NMR
5a	CClF ₂ CHF ₂ CF ₂ CH ₂ OH		3.10 (1 H, bs, OH), 3.95 (2 H, t, ³ J _{HF} = 12, CH ₂ O), 5.04 (1 H, ddq, ² J _{HF} = 43, ³ J _{HF} = 6, 12(q), CHF)	-62.13 (1 F(a), ddt, ² J _{FF} = 179, ³ J _{FF} = 16, ⁴ J _{FF} = 12(0), ³ J _{HF} = 6, CClF ₂), -64.13 (1 F(b), ddq, ² J _{FF} = 179, ³ J _{FF} = 16, ⁴ J _{FF} = 12(0), CClF ₂), -117.42 (1 F(a), ddsex, ² J _{FF} = 274, ³ J _{FF} = 12(sex), ³ J _{FF} = 7, CF ₂), -121.66 (1 F(b), dsep, ² J _{FF} = 274, ³ J _{FF} = 3, ⁴ J _{FF} = 12(sep), CF ₂), -203.74 (1 F, dddd, ² J _{HF} = 43, ³ J _{HF} = 16(0), 12, 7, CHF)
5b	CClF ₂ CF(CH ₂ OH)CHF ₂		3.10 (1 H, bs, OH), 4.00 (2 H, d, ³ J _{HF} = 5, CH ₂), 6.18 (1 H, dt, ² J _{HF} = 53(0), ³ J _{HF} = 5, CHF ₂)	-62.21, -64.23 (2 F, 2 x ddt, ² J _{FF} = 179, ³ J _{FF} = 12, ⁴ J _{FF} = 9(0), CClF ₂), -133.81 (2 F, ddt, ² J _{FF} = 53, ³ J _{FF} = 7, ⁴ J _{FF} = 9(0), CHF ₂), -184.38 (1 F, tq, ² J _{FF} = 12, 7, ³ J _{FF} = 5(q), CF)
6a	CClF ₂ CHF ₂ CF ₂ -Do		4.08–4.12 (4 H, m, CH ₂ O), 5.03 (1 H, dddd, ² J _{HF} = 42, ³ J _{HF} = 9, 6(0) and 2, CHF), 5.30 (1 H, ddd, ² J _{HF} = 10 and 5, ⁴ J _{HF} = 2, CHO)	-61.94, -64.06 (2 F, 2 x dddd, ² J _{FF} = 178, ³ J _{FF} = 17, ⁴ J _{FF} = 12(0), ³ J _{HF} = 9 or 6, CClF ₂), -128.45 (2 F, dddd, ² J _{FF} = 12(0), ³ J _{FF} = 9, ⁴ J _{FF} = 10 or 5, 6 or 2, CF ₂), -205.65 (1 F, ddt, ² J _{FF} = 42, ³ J _{FF} = 17(0) and 9(0), ⁴ J _{FF} = 2, CHF)
6b	CClF ₂ CHF ₂ CF ₂ -Dox	A(55) B(45)	4.20 (2 H, m, CH ₂ O), 4.42 (2 H, s, CH ₂ O), 4.55 (1 H, m, CHO), 5.04 (1 H, m, CHF)	-61.16, -61.71 (1 F(a), 2 x m, CClF ₂), -63.75, -64.32 (1 F(b), 2 x m, CClF ₂), -118.46, -121.57, -125.06 and -127.37 (2 F, 4 x dm, ² J _{FF} = 271, CF ₂), -202.76, -207.10 (1 F(A,B), 2 x dm, ² J _{HF} = 43, CHF)
7a	CClF ₂ CHF ₂ CF ₂ -Do	A(55) B(45)	4.11 (4 H, m, 2 CH ₂ O), 5.13 (1 H(B), ddt, ² J _{HF} = 43, ³ J _{HF} = 16, 12(0), CHF), 5.14 (1 H(A), dt, ² J _{HF} = 43, ³ J _{HF} = 4(0), CHF), 5.41 (1 H(B), d, ³ J _{HF} = 4, CH), 5.42 (1 H(A), d, ³ J _{HF} = 23, CH)	-57.90, -58.08 (1 F(F(a), A,B), 2 x ddt, ² J _{FF} = 177, ³ J _{FF} = 15, 16(0), ³ J _{HF} = 12, 4, CClF ₂), -62.68 (1 F(F(b), B), ddt, ² J _{FF} = 177, ³ J _{FF} = 16(0), ³ J _{HF} = 12, CClF ₂), -62.81 (1 F(F(b), A), dddd, ² J _{FF} = 177, ³ J _{FF} = 15, ⁴ J _{FF} = 6, ³ J _{HF} = 4, CClF ₂), -137.21 (1 F(A), ddt, ³ J _{FF} = 23, ³ J _{FF} = 15, ⁴ J _{FF} = 15, 6, CClF ₂), -140.05 (1 F(B), dq, ⁴ J _{FF} = 3, ³ J _{FF} = 16(q), ³ J _{HF} = 16, 4, CClF ₂), -194.0, -196.0 (1 F(A,B), 2 x dq, ² J _{FF} = 15, 16(q), CHF)
7b	CClF ₂ CF(Do)CHClF	A(57) B(43)	4.11 (4 H, m, 2 CH ₂ O), 5.57, 5.59 (1 H(A,B), 2 x d, ³ J _{HF} = 15, 13, CH), 6.51, 6.57 (1 H(A,B), 2 x dd, ² J _{HF} = 48, ³ J _{HF} = 6, CHClF)	-57.61 (1 F(F(a), B), dt, ² J _{FF} = 177, ³ J _{FF} = 4, ⁴ J _{FF} = 11(0), CClF ₂), -57.70 (1 F(F(a), A), ddd, ² J _{FF} = 177, ³ J _{FF} = 15, ³ J _{FF} = 8, CClF ₂), -60.10, -62.52 (1 F(F(b), B,A), 2 x ddd, ² J _{FF} = 177, ³ J _{FF} = 16, 15, ³ J _{FF} = 11, 8, CClF ₂), -151.22 (1 F(B), ddt, ² J _{FF} = 48, ⁴ J _{FF} = 16, 11, ³ J _{FF} = 11, CHClF), -153.31 (1 F(A), dq, ² J _{FF} = 48, ⁴ J _{FF} = 3, ³ J _{FF} = 15(q), CHClF), -178.42 (1 F(A), dt, ³ J _{FF} = 15, 8(0), ³ J _{FF} = 15, 6, CF), -179.43 (1 F(B), ddq, ² J _{FF} = 11(q), ³ J _{FF} = 13, 6, CF)
8	CClF ₂ CHF ₂ CF ₂ CH(CH ₃)OH	A(53) B(47)	1.41 (3 H, d, ³ J _{HH} = 6, CH ₃), 2.50, 2.72 (1 H(A,B), 2 x bs, OH), 4.18 (1 H, m, CH), 5.13 (1 H(A), dddd, ² J _{HF} = 42, ³ J _{HF} = 14, 11, 5, 3, CHF), 5.15 (1 H(B), dddd, ² J _{HF} = 44, ³ J _{HF} = 14, 11, 10, 5, CHF)	-61.41 (1 F(F(a), B), dt, ² J _{FF} = 177, ³ J _{FF} = 3, ⁴ J _{FF} = 14(0), ⁴ J _{FF} = 11(0), CClF ₂), -61.83 (1 F(F(a), A), ddq, ² J _{FF} = 177, ³ J _{FF} = 3, ⁴ J _{FF} = 14(0), ⁴ J _{FF} = 11, CClF ₂), -63.84 (1 F(F(b), A), ² J _{FF} = 177, ³ J _{FF} = 14, ⁴ J _{FF} = 14(0), ³ J _{FF} = 11, CClF ₂), -64.40 (1 F(F(b), B), dddd, ² J _{FF} = 177, ³ J _{FF} = 14, ⁴ J _{FF} = 11(0), ³ J _{FF} = 5, CClF ₂), -120.71, -124.72 (2 F(B), 2 x ddq, ² J _{FF} = 270, ³ J _{FF} = 14, ⁴ J _{FF} = 4, CF ₂), -125.02 (1 F(F(a), A), ddd, ² J _{FF} = 270, ³ J _{FF} = 4, ⁴ J _{FF} = 5, CF ₂), -130.64 (1 F(F(b), A), dddd, ² J _{FF} = 270, ³ J _{FF} = 3, CF ₂), -203.04 (1 F(A), ddd, ² J _{FF} = 42, ³ J _{FF} = 14(q), 3, CHF), -204.82 (1 F(B), dq, ² J _{FF} = 44, ³ J _{FF} = 14(q), CHF)
9	CClF ₂ CHF ₂ CF ₂ C(CH ₃) ₂ OH		1.36, 1.40 (6 H, 2 x s, 2 CH ₃), 2.58 (1 H, bs, OH), 5.23 (1 H, dddd, ² J _{HF} = 43, ³ J _{HF} = 17, 11, 6, 1, CHF)	-60.24, -63.97 (2 F, 2 x dddd, ² J _{FF} = 177, ³ J _{FF} = 20, ³ J _{HF} = 15, ⁴ J _{FF} = 11(0) or 6(0), CClF ₂), -123.19 (1 F(a), dddd, ² J _{FF} = 274, ³ J _{FF} = 20(0), ³ J _{FF} = 4, ⁴ J _{FF} = 1, CF ₂), -126.47 (1 F(b), dddd, ² J _{FF} = 274, ⁴ J _{FF} = 11, 6, ³ J _{FF} = 11, ³ J _{HF} = 17, CF ₂), -196.70 (1 F, dddd, ² J _{FF} = 43, ³ J _{FF} = 15(0), 11, 4, CHF)

^a Dmdo - 2,2-dimethyl-1,3-dioxolan-4-yl, Ox - oxolan-2-yl.

(continued)

Table 7 (continued)

Compd.	Structure ^a	Diastereo-isomers (% rel.)	¹ H NMR	¹⁹ F NMR	J(Hz)
10	CClF ₂ CHF ₂ CF ₂ Ox	A(55) B(45)	2.14 (4 H, m, CH ₂), 3.90 (2 H, m, CH ₂ O), 4.30 (1 H, m, CHO), 5.08, 5.10 (1 H(B,A), 2 x dddd, CHF)	-60.95 (1 F(F(a), B), dddd, CClF ₂), -61.57 (1 F(F(a), A), dddd, CClF ₂), -63.75 (1 F(F(b), A), ddd, CClF ₂), -64.39 (1 F(F(b), B), ddt, CClF ₂), -119.50, -122.50 (2 F(B), 2 x ddq, CF ₂), -124.51 (1 F(F(a), A), dddd, CF ₂), -129.12 (1 F(F(b), A), ddt, CF ₂), -202.94 (1 F(A), dq, CHF), -208.02 (1 F(B), ddt, CHF)	F(a) CClF ₂ 178 F(b) 15/8 15/0 6 11/10 43 24/15 15 0/15 0.5/19 0/15 15 15 20/0.5 269
11	CClF ₂ CHF ₂ CF ₂ Dmdo	A(55) B(45)	1.38, 1.39, 1.47, 1.48 (6 H, 4 x s, 2 CH ₃), 4.17, 4.28 (2 H, 2 x m, CH ₂ O), 4.43 (1 H, m, ³ J _{HP} = 9, 6 and 5, CHO), 5.05 (1 H(B), dddd, CHF), 5.06 (1 H(A), dt, CHF)	-61.16, -61.71 (1 F(F(a), B,A), 2 x dddd, CClF ₂), -63.75, -64.32 (1 F(F(b), A,B), 2 x dddd, CClF ₂), -118.66, -121.65 (1 F(F(a), B, A), 2 x dtq, CF ₂), -122.68 (1 F(F(b), B), dddd, CF ₂), -125.81 (1 F(F(b), A), ddt, CF ₂), -202.75, -207.12 (1 F(A,B), 2 x dddd, CHF)	F(a) CClF ₂ 178 F(b) 16/17 16/17 7 7 43 14/11 14/9 6/11 15/9 11/9 14/9 11/9 15 271
12a	CClF ₂ CHFCClFCH(CH ₃)OH	A(28) B(27) C(24) D(21)	1.40 (3 H, m, CH ₃), 2.41 (1 H, bs, OH), 4.51 (1 H, m, CHO), 5.14, 5.15, 5.18, 5.35 (1 H(A,D,C,B), 4 x dddd, CHF)	-56.27, -59.12, -59.36, -61.27 (1 F(F(a), D,B,C,A), 4 x ddt, CClF ₂), -62.08, -62.32, -63.18, -63.73 (1 F(F(b), D,A,B,C), 4 x ddt, CClF ₂), -129.04, -129.18, -134.66, -141.04 (1 F(C,A,D,B), 4 x dq, CClF), -190.15, -192.89 (1 F(D,C), 2 x dq, CHF), -193.87, -194.28 (1 F(A,B), 2 x ddt, CHF)	F(a) CClF ₂ 177 F(b) 20 16 14 16 15 14 15 14 3 3 25 16 43 3 3 11 20 20 19 14 19 14 16 15 14 15 14 15 14 13 11
12b	CClF ₂ CF(CHClF)CH(CH ₃)OH	A(31) B(25) C(22) D(22)	1.48 (3 H, m, CH ₃), 2.41 (1 H, bs, OH), 4.51 (1 H, m, CHO), 6.61, 6.65, 6.66, 6.67 (1 H(B,A,D,C), 4 x dd, CHClF)	-57.37, -58.39, -58.40, -59.71 (1 F(F(a), A,B,D,C), 4 x dt, CClF ₂), -57.89, -59.09, -59.10, -60.20 (1 F(F(b), A,B,D,C), 4 x dt, CClF ₂), -148.49, -149.90, -149.97, -151.67 (1 F(D,B,C,A), 4 x ddt, CHClF), -166.62, -171.14, -174.21, -175.49 (1 F(C,B,A,D), 4 x ddt, CF)	F(a) CClF ₂ 177 F(b) 11 11 11 11 0 0 0 20 19 14 19 14 16 15 14 15 14 15 14 13 11
13a	CClF ₂ CHFCClF(C(CH ₃) ₂)OH	A(82) B(18)	1.38, 1.51 (6 H, 2 x s, 2 CH ₃), 2.38 (1 H, bs, OH), 5.20 (1 H(B), dddd, CHF), 5.42 (1 H(A), ddd, CHF)	-59.44 (1 F(F(a), B,A), dddd, CClF ₂), -63.20 (1 F(F(b), B,A), ddt, CClF ₂), -133.61 (1 F(A), ddd, CClF), -135.25 (1 F(B), ddt, CClF), -181.56, -183.14 (1 F(A,B), 2 x ddt, CHF)	F(a) CClF ₂ 175 F(b) 16 16 6 11 26 16
13b	CClF ₂ CF(CHClF)C(CH ₃) ₂ OH	A(60) B(40)	1.40, 1.47 (6 H, 2 x s, CH ₃), 2.38 (1 H, bs, OH), 6.67, 6.81 (1 H(A,B), 2 x dd, CHClF)	-54.20 (1 F(F(a), A,B), dt, CClF ₂), -54.89 (1 F(F(b), A,B), ddd, CClF ₂), -146.75, -148.75 (1 F(A,B), 2 x ddt, CHClF), -159.92, -162.50 (1 F(A,B), 2 x ddt, CF)	F(a) CClF ₂ 176 F(b) 11 9 11 15 10/3 45

^a Dmdo - 2,2-dimethyl-1,3-dioxolan-4-yl, Ox - oxolan-2-yl.

(continued)

Table 7 (continued)

Compd.	Structure ^a	Diastereo- isomers (% rel.)	¹ H NMR	¹⁹ F NMR	J(Hz)
14a	CClF ₂ CHFCClFC(CH ₃)- -(C ₂ H ₅)OH	A(49)	1.01, 1.04 (3 H(A,B), 2 x t, ³ J _{HH} = 7, CH ₃ CH ₂), 0.98 (3 H(C,D), m, CH ₃ CH ₂), 1.35 (3 H, m, CH ₃), 1.66,	-59.21, -59.30 (1 F(F(a), A,B), 2 x dddd, CClF ₂), -63.19, -63.28 (1 F(F(b), A,B), 2 x dddd, CClF ₂), -132.30 (1 F(A,B), dt, CClF), -134.61 (1 F(C,D),	F(a) CClF ₂ 175 F(b) 15 15 15 15
		D(4)	1.75 (2 H(A,B), 2 x q, ³ J _{HH} = 7, CH ₂), 1.71 (2 H(C,D), m, CH ₂), 2.08 (1 H, bs, OH), 5.27, 5.31 (1 H(C,D), 2 x dm, CHF), 5.39, 5.45 (1 H(A,B), 2 x ddd, CHF)	ddd, CClF), -180.34, -180.42 (1 F(A,B), 2 x ddt, CHF), -182.75, -183.26 (1 F(C,D), 2 x dq, CHF)	13 13 13 13 6 11 44 26 19 19 19 0
		A(31)	0.98 (3 H, m, CH ₃ CH ₂), 1.35 (3 H, 4 x s, CH ₃), 1.71 (2 H, m, CH ₂), 2.08 (1 H, bs, OH), 6.67, 6.69, 6.83, 6.87 (1 H(D,B,A,C), 4 x dm, CHClF)	-54.95, -60.85 (2 F, 2 x ddd, CClF ₂), -143.72, -145.61, -146.42, -148.50 (1 F(A,C,D,B), 4 x ddt, CHClF), -158.55, -160.15, -162.51, -163.72 (1 F(B,C,D,A), 4 x dt, CF)	F(a) CClF ₂ 177 F(b) 12 8 20 20 8 0 0 0
		B(28) C(24) D(17)	2.12 (4 H, m, CH ₂), 3.90 (2 H, m, CH ₂ O), 4.42 (1 H, m, CHO), 5.07, 5.33 (1 H(D,B), 2 x dddd, CHF), 5.12, 5.26 (1 H(A,C), 2 x ddd, CHF)	-55.77, -58.92, -60.03, -61.31 (1 F(F(a), B,C,A,D), 4 x dddd, CClF ₂), -61.82, -62.35 (1 F(F(b), B,D), 2 x ddt, CClF ₂), -63.53, -64.08 (1 F(F(b), C,A), 2 x ddd, CClF ₂), -127.42, -128.35, -134.58, -141.25 (1 F(B,D,A,C), 4 x ddt, CClF), -189.93, -194.28, -194.81, -199.60 (1 F(B,C,D,A), 4 x dq, CHF)	F(a) CClF ₂ 177 F(b) 16 14 16 14 15 16 15 16 4 11 0 6 8 11 0 6 8 6 12 14 8 1.5 13 5 12 16 15 16
15a	CClF ₂ CHFCClF-Ox	A(32)	2.12 (4 H, m, CH ₂), 3.90 (2 H, m, CH ₂ O), 4.42 (1 H, m, CHO), 6.48, 6.52 (1 H(D,B), 2 x dd, CHClF), 6.63, 6.69 (1 H(C,A), 2 x ddt, CHClF)	-57.02, -57.03, -58.32, -59.05 (1 F(F(a), A,B,C,D), 4 x ddd, CClF ₂), -57.59 (1 F(F(b), A), ddd, CClF ₂), -58.88, -59.62, -60.21 (1 F(F(b), D,B,C), 3 x dt, CClF ₂), -147.83, -150.20 (1 F(D,B), 2 x ddt, CHClF), -148.97, -154.48 (1 F(C,A), 2 x dq, CHClF), -170.74, -172.87, -178.20, -179.33 (1 F(D,C,A,B), 4 x ddt, CF)	F(a) CClF ₂ 177 F(b) 7 7 7 9 13 10 13 5 15 15 15 9 13 10 13 5
		B(20) C(19) D(19)	1.36-1.45 (6 H, 4 x s, 2 CH ₃), 4.23 (2 H, m, CH ₂ O), 4.63 (1 H, m, CHO), 5.21-5.24 (1 H(A,D), 2 x dddd, CHF), 5.22-5.25 (1 H(B,C), 2 x dd, CHF)	-57.48, -57.90, -60.05, -61.42 (1 F(F(a), B,C,A,D), 4 x dddd, CClF ₂), -61.73, -62.52, -63.41, -64.10 (1 F(F(b), B,D,C,A), 4 x dddd, CClF ₂), -127.93, -129.82, -136.68, -141.35 (1 F(C,A,B,D), 4 x ddt, ³ J _{HF} = 20(B) and 8(C), CClF), -189.68, -194.01, -194.40, -199.45 (1 F(B,D,C,A), 4 x dq, CHF)	1 0 1 0 6 7 49 48 1 0 1 0 6 7 49 48
		A(42) B(20) C(19) D(19)	2.12 (4 H, m, CH ₂), 3.90 (2 H, m, CH ₂ O), 4.42 (1 H, m, CHO), 6.48, 6.52 (1 H(D,B), 2 x dd, CHClF), 6.63, 6.69 (1 H(C,A), 2 x ddt, CHClF)		F(a) CClF ₂ 177 F(b) 7 7 7 9 13 10 13 5 15 15 15 9 13 10 13 5
		A(32) B(24) C(23) D(21)	1.36-1.45 (6 H, 4 x s, 2 CH ₃), 4.23 (2 H, m, CH ₂ O), 4.63 (1 H, m, CHO), 5.21-5.24 (1 H(A,D), 2 x dddd, CHF), 5.22-5.25 (1 H(B,C), 2 x dd, CHF)		1 0 1 0 6 7 49 48 1 0 1 0 6 7 49 48
15b	CClF ₂ CF(Ox)CHClF	A(42)	2.12 (4 H, m, CH ₂), 3.90 (2 H, m, CH ₂ O), 4.42 (1 H, m, CHO), 6.48, 6.52 (1 H(D,B), 2 x dd, CHClF), 6.63, 6.69 (1 H(C,A), 2 x ddt, CHClF)		F(a) CClF ₂ 177 F(b) 7 7 7 9 13 10 13 5 15 15 15 9 13 10 13 5
		B(20) C(19) D(19)	1.36-1.45 (6 H, 4 x s, 2 CH ₃), 4.23 (2 H, m, CH ₂ O), 4.63 (1 H, m, CHO), 5.21-5.24 (1 H(A,D), 2 x dddd, CHF), 5.22-5.25 (1 H(B,C), 2 x dd, CHF)		1 0 1 0 6 7 49 48 1 0 1 0 6 7 49 48
		A(32) B(24) C(23) D(21)	1.36-1.45 (6 H, 4 x s, 2 CH ₃), 4.23 (2 H, m, CH ₂ O), 4.63 (1 H, m, CHO), 5.21-5.24 (1 H(A,D), 2 x dddd, CHF), 5.22-5.25 (1 H(B,C), 2 x dd, CHF)		6 6 6 21 17 14 8 0 12 17 12 17 15 14 0 6
		A(32) B(24) C(23) D(21)	1.36-1.45 (6 H, 4 x s, 2 CH ₃), 4.23 (2 H, m, CH ₂ O), 4.63 (1 H, m, CHO), 5.21-5.24 (1 H(A,D), 2 x dddd, CHF), 5.22-5.25 (1 H(B,C), 2 x dd, CHF)		6 6 6 21 17 14 8 0 12 17 12 17 15 14 0 6
16a	CClF ₂ CHFCClF-Dmdo	A(32)	1.36-1.45 (6 H, 4 x s, 2 CH ₃), 4.23 (2 H, m, CH ₂ O), 4.63 (1 H, m, CHO), 5.21-5.24 (1 H(A,D), 2 x dddd, CHF), 5.22-5.25 (1 H(B,C), 2 x dd, CHF)		F(a) CClF ₂ 172 F(b) 17 14 17 14 15 14 15 14
		B(24) C(23) D(21)	1.36-1.45 (6 H, 4 x s, 2 CH ₃), 4.23 (2 H, m, CH ₂ O), 4.63 (1 H, m, CHO), 5.21-5.24 (1 H(A,D), 2 x dddd, CHF), 5.22-5.25 (1 H(B,C), 2 x dd, CHF)		10 4 44 42 42 44
		A(32) B(24) C(23) D(21)	1.36-1.45 (6 H, 4 x s, 2 CH ₃), 4.23 (2 H, m, CH ₂ O), 4.63 (1 H, m, CHO), 5.21-5.24 (1 H(A,D), 2 x dddd, CHF), 5.22-5.25 (1 H(B,C), 2 x dd, CHF)		6 6 6 21 17 14 8 0 12 17 12 17 15 14 0 6
		A(32) B(24) C(23) D(21)	1.36-1.45 (6 H, 4 x s, 2 CH ₃), 4.23 (2 H, m, CH ₂ O), 4.63 (1 H, m, CHO), 5.21-5.24 (1 H(A,D), 2 x dddd, CHF), 5.22-5.25 (1 H(B,C), 2 x dd, CHF)		6 6 6 21 17 14 8 0 12 17 12 17 15 14 0 6

^a Dmdo - 2,2-dimethyl-1,3-dioxolan-4-yl, Ox - oxolan-2-yl.

(continued)

Table 7 (continued)

Compd.	Structure ^a	Diastereo- isomers (% rel.)	¹ H NMR		¹⁹ F NMR		J (Hz)			
16b	CClF ₂ CF(Dmdo)CHClF	A(42) B(22) C(18) D(18)	1.36–1.45 (6 H, 4 x s, 2 CH ₃),		-57.82, -58.04, -58.63, -59.01 (1 F(F(a), A,B,D,C),		175			
			4.23 (2 H, m, CH ₂ O), 4.63 (1 H,		4 x ddd, CClF ₂), -57.55, -58.90, -60.25		8 13			
			m, CHO), 6.45, 6.51 (1 H(B,C),		(1 F(F(b), A,D,B,C), 4 x ddd, CClF ₂), -146.85,		12 14			
			2 x dd, CHClF), 6.53, 6.57		-151.40 (1 F(D,B), 2 x ddt, CHClF), -148.55,		14 6			
			(1 H(A,D), 2 x d, CHClF)		-154.45 (1 F(C,A), 2 x dd, CHClF), -174.45,		12 9			
			4 x ddt, ³ J _{HF} = 16(A) and 23(D), CF)		-174.55, -177.68, -179.10 (1 F(C,B,A,D),		12 14			
					4 x ddt, ³ J _{HF} = 16(A) and 23(D), CF)		0 0			
							7 0			
							49 48			
							49 48			
17	CClF ₂ CF(CHCl ₂)CH(CH ₃)OH	A(51) B(49)	1.51, 1.52 (3 H, 2 x d, ³ J _{HH} = 7, CH ₃), 2.42 (1 H, bs, OH),		-55.05, -56.37 (2 F(B), 2 x dd, ² J _{FF} = 175, ³ J _{FF} = 9, CClF ₂), -55.56,					
			4.53, 4.72 (1 H(A,B), 2 x dd, ³ J _{HF} = 18(A) and 10(B), ³ J _{HH} =		-56.90 (2 F(A), 2 x dd, ² J _{FF} = 175, ³ J _{FF} = 9, CClF ₂), -156.08,					
			7(t), CH), 6.24, 6.41 (1 H(A,B), 2 x d, ³ J _{HF} = 6(A) and 4(B),		164.27 (1 F(A,B), 2 x ddt, ³ J _{FF} = 9(t), ³ J _{FF} = 18, 10, 6, 4, CF)					
			CHCl ₂)							
18	CClF ₂ CF(CHCl ₂)C(CH ₃) ₂ OH	A(50) B(50)	1.53, 1.54 (6 H, 2 x s, 2 CH ₃), 2.50 (1 H, bs, OH), 6.51 (1 H,		-52.45 (1 F(a), ddd, ² J _{FF} = 180, ³ J _{FF} = 9, ⁴ J _{HF} = 2, CClF ₂), -53.93 (1					
			d, ⁴ J _{HF} = 2, CHCl ₂)		F(b), dd, ² J _{FF} = 180, ³ J _{FF} = 5, CClF ₂), -147.96 (1 F, dd, ³ J _{FF(a)} = 9, ³ J _{FF(b)} = 5, CF)					
19	CClF ₂ CF(CHCl ₂)C(CH ₃) ₂ - C ₂ H ₅ OH	A(50) B(50)	0.98 (3 H, t, ³ J _{HH} = 8, CH ₃ CH ₂), 1.33, 1.35 (3 H, 2 x s, CH ₃),		-51.61, -53.02 (2 F(A), 2 x dd, ² J _{FF} = 179, ³ J _{FF} = 9, CClF ₂), -53.65, -					
			1.73 (2 H, q, ³ J _{HH} = 8, CH ₂), 2.50 (1 H, bs, OH), 6.52, 6.58 (1		54.27 (2 F(B), 2 x dd, ² J _{FF} = 179, ³ J _{FF} = 5, CClF ₂), -147.00,					
			H, 2 x d, ³ J _{HF} = 2, CHCl ₂)		-148.83 (1 F(A,B), 2 x dt, ³ J _{FF} = 9(A) and 5(B), ³ J _{HF} = 2, CF)					
20	CClF ₂ CF(Ox)CHCl ₂	A(60) B(40)	2.13 (4 H, m, 2 CH ₂), 3.88 (2 H, m, CH ₂ O), 4.55, 4.72 (1 H		-54.80, -55.84 (2 F(A), 2 x dd, ² J _{FF} = 177, ³ J _{FF} = 9, CClF ₂), -56.63, -					
			(A, B), 2 x dt, ³ J _{HF} = 25(A) and 21(B), ³ J _{HH} = 7.5(t), CHO),		56.92 (2 F(B), 2 x dd, ² J _{FF} = 175, ³ J _{FF} = 9, CClF ₂), -160.16,					
			6.16, 6.41 (1 H(B,A), 2 x d, ³ J _{HF} = 4(B) and 3(A), CHCl ₂)		-166.33 (1 F(B,A), 2 x ddt, ³ J _{FF} = 9(t), ³ J _{FF} = 25, 21, 4 and 3, CF)					
21	CClF ₂ CF(Do)CHCl ₂	A(60) B(40)	4.10 (4 H, m, 2 CH ₂), 5.70 (1 H, d, ³ J _{HF} = 16, CH), 6.21 (1 H,		-55.80, -56.56 (2 F, 2 x dd, ² J _{FF} = 178, ³ J _{FF} = 6, CClF ₂), -166.78					
			d, ³ J _{HF} = 4, CHCl ₂)		(1 F, ddt, ³ J _{FF} = 6(t), ³ J _{FF} = 16 and 4, CF)					
22	CClF ₂ CF(Dmdo)CHCl ₂	A(60) B(40)	1.43 (6 H, s, 2 CH ₃), 4.20, 4.33 (2 H(A,B), 2 x d, ³ J _{HH} = 7,		-55.36, -56.42 (2 F(A), 2 x dd, ² J _{FF} = 178, ³ J _{FF} = 9, CClF ₂), -56.21, -					
			CH ₂ O), 4.72, 4.87 (1 H(A,B), 2 x dt, ³ J _{HF} = 23, ³ J _{HH} = 7(t),		57.20 (2 F(B), 2 x dd, ² J _{FF} = 178, ³ J _{FF} = 7, CClF ₂), -162.97,					
			CHO), 6.16, 6.30 (1 H(B,A), 2 x d, ³ J _{HF} = 5(B), 3(A), CHCl ₂)		-166.57 (1 F(B,A), 2 x ddt, ³ J _{FF} = 9(A), 7(B), ³ J _{HF} = 23, 5, 3, CF)					
23a	CClF ₂ CHFCHClCH(CH ₃)OH	A(50) B(25) C(15) D(10)	1.40 (3 H, m, CH ₃), 2.40 (1 H, bs, OH), 4.13 (1 H, m, CHCl),		-62.25, -62.28, -62.33, -62.64 (1 F(F(a), D,C,B,A), 4 x ddd, ² J _{FF} = 168,					
			4.30 (1 H, m, CHO), 4.97 (1 H(B,C,D), dm, ² J _{HF} = 44, CHF),		³ J _{FF} = 16, ³ J _{HF} = 8.5, CClF ₂), -64.52, -65.20, -65.23, -65.29					
			5.28 (1 H(A), dt, ² J _{HF} = 44, ³ J _{HF} = 8.5(t), CHF)		-194.52, -198.20, -203.30, -203.33 (1 F(B,C,D,A), 4 x ddt, ² J _{FF} = 44,					
					³ J _{FF} = 16(t), ³ J _{HF} = 26 and 20, CHF)					
23b	CClF ₂ CF(CH ₂ Cl)CH(CH ₃)OH	A(64) B(36)	1.47 (3 H, m, CH ₃), 2.40 (1 H, bs, OH), 3.82 (2 H, m, CH ₂ Cl),		-60.05, -64.32 (1 F(F(a), B,A), 2 x dd, ² J _{FF} = 168, ³ J _{FF} = 10, CClF ₂), -					
			4.30 (1 H, m, CHO)		60.58, -64.81 (1 F(F(b), B,A), 2 x dd, ² J _{FF} = 168, ³ J _{FF} = 10, CClF ₂), -					
					169.44 (1 F(A), ddt, ³ J _{FF} = 10(t), ³ J _{FF} = 30 and 12, CF), -172.91 (1					
					F(B), ddt, ³ J _{FF} = 10, ³ J _{HF} = 30, 10 and 2, CF)					

^a Dmdo - 2,2-dimethyl-1,3-dioxolan-4-yl, Do - 1,3-dioxolan-2-yl, Ox - oxolan-2-yl

(continued)

Table 7 (continued)

Compd.	Structure ^a	Diastereo- isomers (% rel.)	¹ H NMR	¹⁹ F NMR	J (Hz)
24a	CClF ₂ CHFCHClC(CH ₃) ₂ OH	A(93) B(7)	1.37, 1.50 (6 H, 2 x s, 2 CH ₃), 2.40 (1 H, bs, OH), 4.10 (1 H, m, CHCl), 4.92 (1 H(B), dm, ² J _{HF} = 43, CHF), 5.25 (1 H(A), dt, ² J _{HF} = 43, ³ J _{HF} = 6, CHF)	1.50 (6 H, 2 x s, 2 CH ₃), 2.40 (1 H, bs, OH), 3.81 (2 H, m, CH ₂ Cl)	-63.77, -65.46 (2 F, 2 x ddd, ² J _{FF} = 168, ³ J _{FF} = 16, ³ J _{HF} = 6, CClF ₂), -187.88, -198.25 (1 F(B,A), 2 x ddt, ² J _{FF} = 43, ³ J _{FF} = 27 and 24, ³ J _{HF} = 16(t), CHF)
24b	CClF ₂ CF(CH ₂ Cl)C(CH ₃) ₂ OH		1.40, 1.49 (6 H, 2 x s, 2 CH ₃), 2.40 (1 H, bs, OH), 3.81 (2 H, m, CH ₂ Cl)	1.40, 1.49 (6 H, 2 x s, 2 CH ₃), 2.40 (1 H, bs, OH), 3.81 (2 H, m, CH ₂ Cl)	-64.21, -64.87 (2 F(a,b), 2 x dd, ² J _{FF} = 168, ³ J _{FF} = 11 and 8.5, CClF), -165.02 (1 F, dd, ³ J _{FF(a)}} = 11, ³ J _{FF(b)}} = 8.5, CF)
25a	CClF ₂ CHFCHCl-Ox	A(51) B(23) C(13) D(13)	2.05 (4 H, m, 2 CH ₂), 3.90 (2 H, m, CH ₂ O), 4.13 (1 H, m, CHCl), 4.35 (1 H, m, CHO), 4.95 (1 H(B,C,D), dm, ² J _{HF} = 44, CHF), 5.27 (1 H(A), dt, ² J _{HF} = 44, ³ J _{HF} = 9, CHF)	2.05 (4 H, m, 2 CH ₂), 3.90 (2 H, m, CH ₂ O), 4.13 (1 H, m, CHCl), 4.35 (1 H, m, CHO)	-61.65, -61.79, -61.80, -62.20 (1 F(F(a), B, D, A, C), 4 x ddd, ² J _{FF} = 168, ³ J _{FF} = 16, ³ J _{HF} = 9, CClF ₂), -62.75, -64.08, -64.11, -65.03 (1 F(F(b), D, B, A, C), 4 x ddd, ² J _{FF} = 168, ³ J _{FF} = 16, ³ J _{HF} = 9, CClF ₂), -192.42, -194.29, -198.22, -206.20 (1 F(D, B, C, A), 4 x ddt, ² J _{HF} = 44, ³ J _{FF} = 16(t), ³ J _{HF} = 26, CHF)
25b	CClF ₂ CF(Ox)CH ₂ Cl	A(64) B(36)	2.05 (4 H, m, 2 CH ₂), 3.83 (2 H, m, CH ₂ Cl), 3.90 (2 H, m, CH ₂ O), 4.35 (1 H, m, CHO)	2.05 (4 H, m, 2 CH ₂), 3.83 (2 H, m, CH ₂ Cl), 3.90 (2 H, m, CH ₂ O), 4.35 (1 H, m, CHO)	-60.02, -64.37 (1 F(F(a), B, A), 2 x dd, ² J _{FF} = 168, ³ J _{FF} = 10, CClF ₂), -60.62, -64.87 (1 F(F(b), B, A), 2 x dd, ² J _{FF} = 168, ³ J _{FF} = 10, CClF ₂), -169.00 (1 F(A), ddt, ³ J _{FF} = 10(t), ³ J _{HF} = 30, 12, CF), -174.74 (1 F(B), ddd, ³ J _{FF} = 10, ³ J _{HF} = 30, 10 and 2, CF)
26a	CClF ₂ CHFCHCl-Dmdo	A(51) B(23) C(13) D(13)	1.35-1.45 (6 H, 4 x s, 2 CH ₃), 4.13 (1 H, m, CHCl), 4.23 (2 H, m, CH ₂ O), 4.61 (1 H, m, CHO), 5.22 (1 H(B,C,D), 3 x dm, ² J _{HF} = 44, CHF), 5.25 (1 H(A), dt, ² J _{HF} = 44, ³ J _{HF} = 8, CHF)	1.35-1.45 (6 H, 4 x s, 2 CH ₃), 4.13 (1 H, m, CHCl), 4.23 (2 H, m, CH ₂ O), 4.61 (1 H, m, CHO)	-61.64, -61.75, -61.80, -62.21 (1 F(F(a), B, D, A, C), 4 x ddd, ² J _{FF} = 168, ³ J _{FF} = 15, ³ J _{HF} = 8, CClF ₂), -62.77, -64.10, -64.16, -65.05 (1 F(F(b), D, B, A, C), 4 x ddd, ² J _{FF} = 168, ³ J _{FF} = 15, ³ J _{HF} = 8, CClF ₂), -194.46, -195.83, -198.20, -206.58 (1 F(D, B, C, A), 4 x ddt, ² J _{HF} = 44, ³ J _{FF} = 15(t), ³ J _{HF} = 26, CHF)
26b	CClF ₂ CF(Dmdo)CH ₂ Cl	A(64) B(36)	1.40 (6 H, 2 x s, 2 CH ₃), 3.83 (2 H, m, CH ₂ Cl), 4.22 (2 H, m, CH ₂ O), 4.61 (1 H, m, CHO)	1.40 (6 H, 2 x s, 2 CH ₃), 3.83 (2 H, m, CH ₂ Cl), 4.22 (2 H, m, CH ₂ O), 4.61 (1 H, m, CHO)	-60.03, -64.35 (1 F(F(a), B, A), 2 x dd, ² J _{FF} = 168, ³ J _{FF} = 10, CClF ₂), -60.62, -64.88 (1 F(F(b), B, A), 2 x dd, ² J _{FF} = 168, ³ J _{FF} = 10, CClF ₂), -169.56 (1 F(A), ddt, ³ J _{FF} = 10(t), ³ J _{HF} = 30 and 20, CF), -173.47 (1 F(B), ddd, ³ J _{FF} = 10, ³ J _{HF} = 30, 10 and 2, CF)
27	CClF ₂ CHFCF ₂ CH(CH ₃)O-COC(CH ₃)=CH ₂	A(53) B(47)	1.44 (3 H, d, ³ J _{HH} = 7, CH ₃), 1.97 (3 H, m, CH ₃ -C=), 4.94 (1 H, dm, CHF), 5.36 (1 H, m, CH), 5.68, 6.18 (2 H, 2 x m, CH ₂ =)	1.44 (3 H, d, ³ J _{HH} = 7, CH ₃), 1.97 (3 H, m, CH ₃ -C=), 4.94 (1 H, dm, CHF), 5.36 (1 H, m, CH), 5.68, 6.18 (2 H, 2 x m, CH ₂ =)	-61.82, -64.51 (2 F(B), 2 x dddd, ² J _{FF} = 178, CClF ₂), -62.13, -63.93 (2 F(A), 2 x ddq, CClF ₂), -117.75, -122.21, -122.70, -123.52 (2 F(B,A), 4 x dsex, ² J _{FF} = 275, ³ J _{FF} = 14, CF ₂), -202.42 (1 F(A), dq, CHF), -203.72 (1 F(B), dt, CHF)
28a	CClF ₂ CHFCClFCH(CH ₃)O-COC(CH ₃)=CH ₂	A(28) B(27) C(24) D(21)	1.52 (3 H, d, ³ J _{HH} = 7, CH ₃), 1.96 (3 H, m, CH ₃ -C=), 5.06 (1 H, dm, CHF), 5.43 (1 H, m, CH), 5.68, 6.17 (2 H, 2 x m, CH ₂ =)	1.52 (3 H, d, ³ J _{HH} = 7, CH ₃), 1.96 (3 H, m, CH ₃ -C=), 5.06 (1 H, dm, CHF), 5.43 (1 H, m, CH), 5.68, 6.17 (2 H, 2 x m, CH ₂ =)	-57.0(C), -59.8(D), -60.0(B), -61.4(A), -62.3(C), -63.2(D), -63.7(B) (2 F, 8 x ddt, ² J _{FF} = 174, CClF ₂), -127.1, -128.2, -133.0, -133.9 (1 F(B,C,D,A), 4 x dq, CClF), -189.3, -191.9, -192.3, -194.2 (1 F(D,C,B,A), 4 x dq, CHF)

^a Dmdo - 2,2-dimethyl-1,3-dioxolan-4-yl, Ox - oxolan-2-yl

(continued)

Table 7 (continued)

Compd.	Structure	Diastereo- isomers (% rel.)	¹ H NMR	¹⁹ F NMR	J(Hz)
28h	CClF ₂ CF(CHClF)CH(CH ₃)O- -COC(CH ₃)=CH ₂	A(31)	1.52 (3 H, d, ³ J _{HH} = 7, CH ₃), 1.96 (3 H, m, CH ₃ -C=), 5.43 (1 H, m, CH), 5.68, 6.17 (2 H, 2 x m, CH ₂ =), 6.58 (1 H, dd, ³ J _{HF} = 7, CHClF)	-58.0(D), -58.5(D), -58.9(C,A), -59.8(C,A), -60.5(B), -61.0(B) (1 F, 6 x dt, ² J _{FF} = 174, CClF ₂), -148.1, -149.9, -149.4, -150.4 (1 F(C,A,B,D), 4 x dq, CHClF), -166.8, -169.6, -173.0, -173.3 (1 F(C,A,B,D), 4 x dq, CF)	CClF ₂ 13 0 13
		B(25)			CHCl F 48 13
		C(22)			CFClF 7
		D(22)			CF
29	CClF ₂ CHF ₂ CH(OH)- -CH ₂ OH	A(55)	3.60 (2 H, m, CH ₂ O), 3.88 (1 H, m, CHO), 5.03, 5.12 (1 H, 2 x t, ³ J _{HH} = 6, CH ₂ OH), 5.78, 5.81 (1 H, 2 x dddt, CHF), 6.18, 6.21 (1 H, 2 x d, ³ J _{HH} = 6, CHOH)	-60.11, -60.54 (1 F(F(a), B,A), 2 x dddd, CClF ₂), -62.55, -63.23 (1 F(F(b), A,B), 2 x dddt, CClF ₂), -119.69, -120.44 (1 F(F(a), B,A), 2 x dddt, CF ₂), -120.53 (1 F(F(b), B), dddd, CF ₂), -123.28 (1 F(F(b), A), dddt, CF ₂), -202.53, -204.26 (1 F(A,B), 2 x dddt, CHF)	F(a) 177 16/17 9 14/11 11/7
		B(45)			F(b) 16/17 9 14/9 14/11
					CHF 42 6/11 3
					CF ₂ 4 268 F(b)

reaction amounts, yields, boiling points and elemental analyses, see Table 6).

4.3. Photoinduced additions to 1,3-dichloro-1,2,3,3-tetrafluoropropene (2), 1,1,3-trichloro-2,3,3-trifluoropropene (3) and 1,3-dichloro-2,3,3-trifluoropropene (4) (products 7, 12–16; 17–22; 23–26)

The reactions were carried out in round-shaped, two-necked (sealed with septa) quartz cells with volumes of approximately 10 or 20 ml (diameter, 5 cm; plane-parallel sites); these were irradiated from outside by a medium-pressure UV lamp (Tesla, RVK 400 W), placed in a reflecting metal cylindrical housing, through a round window (diameter, 5 cm) with a quartz lens; magnetic follower. The cell was charged with olefin (2–4, 0.03 mol; (Z)-2 38%, (E)-2 62%; (Z)-4 16%, (E)-4 84%) and additive (0.15 mol) and the mixture was deaerated at -10 °C for 1 h with argon. The site of the cell was then irradiated at room temperature for 3–15 h with stirring and the progress of the reaction was checked by GC (the conversions of olefins achieved were 70%–90%). Unreacted additive was distilled off (column, 5 cm; Berle saddles), and the pure product was obtained by distillation under vacuum (for reaction amounts, yields, boiling points and elemental analyses, see Table 6). The ratio of the (Z) and (E) isomers of both olefins 2 and 4 remained constant during the reaction (checked by ¹⁹F NMR).

4.4. Peroxide-induced additions to 1,3-dichloro-1,2,3,3-tetrafluoropropene (2) (products 12–14)

In the apparatus described above, the cell (25 ml) was charged with olefin 2 (5.49 g, 0.03 mol), alkanol (0.15 mol) and dibenzoyl peroxide (0.182 g, 0.75 mmol) and deaerated with cooling to -20 °C for 1 h. The cell was then irradiated at room temperature for 3–15 h with stirring and the progress of the reaction was checked by GC (the conversion of olefin was 70%–80%). Unreacted additive was then distilled off as above (product 7) and the pure product was obtained by distillation under vacuum (for reaction amounts, yields, boiling points and elemental analyses, see Table 6). The ratio of the (Z) and (E) isomers of olefin 2 remained constant during the reaction.

4.5. Relative rates of addition to fluoroolefins

4.5.1. Method A

An immersion-well photoreactor, as described for products 8–12, was charged with 2-propanol (30.3 g, 0.5 mol) and deaerated with nitrogen for 3 h. The reactor was then cooled to -15 to -25 °C and charged with gaseous fluoroolefin 1 (2.83 g, 17 mmol); fluoroolefins 2 (3.0 g, 17 mmol) and 3 (3.33 g, 17 mmol), together with acetone (1.2 ml), were then added by syringe. The reaction was carried out at -15 to -20 °C and samples of the reaction mixture were taken at

Table 8
Competitive photoreaction of olefins **2** and **4**

	Time (min)				
	0	20	60	90	120
Content of 2 (% rel.)	45.2	43.7	41.5	40.0	38.4
Content of 4 (% rel.)	54.8	56.3	58.5	60.0	61.6
Ratio 4 : 2	1.21	1.29	1.41	1.50	1.60

intervals of 10 min (GC analysis using calibration graphs relative to trichloroolefin **3** which gave an unmeasurable amount of product over 50 min). The relative reactivities were obtained from the linear part of the product–time plot (pseudo-zero-order kinetics; experimental error, $\pm 10\%$). The amount of addition product of olefin **3** after 4 h of reaction was calculated by GC analysis, using an external standard [**1a**] (bromobenzene), with calibration for the product of olefin **2**; therefore the calculated yield of product **18** is only approximate.

4.5.2. Method B

In the apparatus described for products **12–14**, the cell was charged with halogenoolefins (**2** and **4**, 2.5 mmol), 2-propanol (9.02 g, 0.15 mol) and acetone (0.29 g, 5 mmol) and the mixture was deaerated as above for 1 h. The site of the cell was then irradiated at room temperature for 2 h with stirring, and samples for ^{19}F NMR determination of the olefin **2** and **4** contents were withdrawn through septa (argon atmosphere, 0.2 ml of the sample was mixed with 0.3 ml of CDCl_3 ; Table 8). The ratio of the (*Z*) and (*E*) isomers of olefins **2** and **4** remained constant during the reaction.

4.6. Methacrylates of chlorofluoroalkanols **8** and **12** (products **27** and **28**)

A three-necked flask was charged with methacryloyl chloride (3.14 g, 30 mmol), CFC-113 (1,1,2-trichlorotrifluoroethane, 12 ml) and halogenoalkanol (30 mmol; **8**, 6.38 g; **12**, 6.89 g) in a dry atmosphere with stirring and cooling with ice. A solution of triethylamine (3.19 g, 32 mmol) in CFC-113 (6 ml) was added dropwise into the flask with cooling with ice, at such a rate that the reaction temperature did not exceed 20°C , and the mixture was then stirred for 3 h at room temperature. Water (20 ml) was then added to the flask and the oily layer was washed with an aqueous solution of NaHCO_3 and water and then dried (MgSO_4). CFC-113 was distilled off and the distillation of the residue gave the product. Methacrylate **27** (5.27 g, 71%, purity (GCb) 98%), b.p. $65\text{--}68^\circ\text{C}/4\text{ mmHg}$ (0.53 kPa). Analysis: found: C, 39.3%; H, 3.81%; Cl, 12.3%; F, 34.15%. $\text{C}_9\text{H}_{10}\text{ClF}_5\text{O}_2$ requires: C, 38.5%; H, 3.59%; Cl, 12.6%; F, 33.9%. *M*, 280.6; two diastereoisomers in the ratio 53% : 43% rel. Methacrylate **28** (4.32 g, 51%, purity (GCb) 98%), b.p. $72\text{--}74^\circ\text{C}/2\text{ mmHg}$ (0.27 kPa). Analysis: found: C, 36.7%; H, 3.19%; Cl, 23.65%; F, 25.6%. $\text{C}_9\text{H}_{10}\text{Cl}_2\text{F}_4\text{O}_2$ requires: C, 36.4%; H,

3.39%; Cl, 23.9%; F, 25.6%. *M*, 297.1; two groups of diastereoisomers belonging to two regioisomers: **28a**, four regioisomers in the ratio 30 : 24 : 23 : 23; **28b**, four regioisomers in the ratio 36 : 28 : 22 : 14 (see Table 7).

4.7. Hydrolysis of 4-(3-chloro-1,1,2,3,3-pentafluoropropyl)-2,2-dimethyl-1,3-dioxolane (**11**) (product **29**)

A mixture of dioxolane **11** (1.34 g, 5 mmol), methanol (6.4 g, 200 mmol) and concentrated hydrochloric acid (0.25 g) was heated to reflux for 3 h with stirring (complete conversion checked by GCa). Methanol was removed under reduced pressure, toluene (15 ml) was added to remove water by azeotropic distillation and the residue was distilled in vacuo to afford diol **29** (1.01 g, 88%, purity (GCb) 98%), b.p. $93\text{--}95^\circ\text{C}/10\text{ mmHg}$. Analysis: found: C, 26.4%; H, 2.72%; Cl, 15.65%; F, 41.4%. $\text{C}_5\text{H}_6\text{ClF}_5\text{O}_2$ requires: C, 28.3%; H, 2.65%; Cl, 15.5%; F, 41.6%. *M*, 228.6.

4.8. Preparation of 1,3-dichloro-2,3,3-trifluoropropene (**4**)

4.8.1. 1,1,2,3-Tetrachloro-2,3,3-trifluoropropane (HCFC-223)

In the apparatus described for products **12–14**, the cell was charged with a mixture of 1,1,1,2,3-pentachloro-2,3,3-trifluoropropane [**25**] (CFC-213, 10.81 g, 40 mmol) and 2-propanol (30.05 g, 500 mmol) and deaerated at -10 to -15°C (argon, 0.5 h). The site of the cell was then irradiated at room temperature for 6 h with stirring and the progress of the reaction was checked by ^{19}F NMR (time (h)/conversion of CFC-213 (%): 1/71, 2/92, 3/95, 4/96, 5/97, 6/98). The unreacted 2-propanol was removed by distillation (column, 15 cm; Berle saddles), residual 2-propanol was removed by treating with water ($2 \times 5\text{ ml}$), the residue was dried (CaCl_2) and the product, HCFC-223, was obtained by distillation (8.21 g, 87%, purity (GCa) 98%), b.p. $65\text{--}67^\circ\text{C}/90\text{ mmHg}$ (reported: 129.8°C [30]; $40\text{--}44^\circ\text{C}/2.6\text{ mmHg}$ [27b]). For the transformation of the product to halogenopropene **4**, a raw reaction mixture can be used directly.

4.8.2. 1,3-Dichloro-2,3,3-trifluoropropene (**4**)

A two-necked flask equipped with a distillation column (30 cm, Berle saddles), low-temperature head and hydraulic seal (concentrated H_2SO_4) was charged with zinc powder (70 g, 1.07 mol), activated with a glacial acetic acid–acetic anhydride mixture (0.5 ml, 1 : 1), and with 2-propanol (100 ml, 78.5 g, 1.31 mol). The mixture was then refluxed, and HCFC-223 (30.9 g, 0.131 mol) was added over 2 h, while a distillate of b.p. $50\text{--}65^\circ\text{C}$ was collected (a mixture of 2-propanol and product **4**). 2-Propanol was removed from the distillate by a distillation column (15 cm, stainless spirals), residual 2-propanol was removed by treating with a concentrated water solution of CaCl_2 and the raw product **4** was dried with CaCl_2 . The product **4** was obtained by distillation

(13.4 g, 62%, purity (GCa) 98%), b.p. 60–62 °C (reported: 56–57 °C [27b]), 16% (Z) and 84% (E).

Acknowledgements

This work was partially supported by the Grant Agency of the Czech Republic (grant no. 203/95/1146). Elemental analyses and measurements of some NMR spectra were carried out in the Central Laboratories of the Prague Institute of Chemical Technology; the authors thank their staff members for kind assistance.

References

- [1a] Paleta, O., Budková, Z., Kvíčala, J., Timpe, H.-J., Collect. Czech. Chem. Commun. 60 (1995) 636.
- [1b] Paleta, O., Budková, Z., Kvíčala, J., Timpe, H.-J., Tetrahedron Lett. 32 (1991) 251.
- [2] Církva, V., Améduri, B., Boutevin, B., Kvíčala, J., Paleta, O., J. Fluor. Chem. 74 (1995) 97.
- [3] Církva, V., Paleta, O., Améduri, B., Boutevin, B., J. Fluor. Chem. 75 (1995) 87.
- [4] Paleta, O., Církva, V., Kvíčala, J., J. Fluor. Chem. 80 (1996) 124.
- [5] Církva, V., Polák, R., Paleta, O., J. Fluor. Chem. 80 (1996) 135.
- [6] A. Ghosez, B. Giese, W. Mehl, J.O. Metzger, H. Zipse, in: M. Regitz, B. Giese (Eds.), Methoden der Organischen Chemie (Houben-Weyl), Vol. E19a, G. Thieme, Stuttgart, 1989, Parts 1 and 2. B. Giese, Radicals in Organic Synthesis; Formation of Carbon–Carbon Bonds, Pergamon, Oxford, 1986.
- [7a] Miracle, S., Cannizzaro, S.M., Porter, N.A., Chemtracts - Org. Chem. 6 (1993) 147.
- [7b] Hoffman, N., Tetrahedron: Asymmetry 5 (1994) 879.
- [8a] M. Hudlický, Chemistry of Organic Fluorine Compounds, 2nd ed., E. Horwood, Chichester, 1992, p. 420.
- [8b] Paleta, O., Pelter, A., Kebrle, J., Tetrahedron Lett. 35 (1994) 9259.
- [8c] Šendrik, V.P., Paleta, O., Dědek, V., Collect. Czech. Chem. Commun. 42 (1977) 2530.
- [9a] Paleta, O., Štěpán, L., Danda, A., Kvíčala, J., Dědek, V., J. Fluor. Chem. 45 (1989) 331.
- [9b] Paleta, O., Církva, V., Kvíčala, J., Macromol. Symp. 82 (1994) 111.
- [10a] Tedder, J.M., Angew. Chem. 94 (1982) 433.
- [10b] Tedder, J.M., Angew. Chem. Int. Ed. Engl. 21 (1982) 401.
- [11a] Tedder, J.M., Walton, J.C., Tetrahedron 36 (1980) 701.
- [11b] Tedder, J.M., Walton, J.C., Acc. Chem. Res. 9 (1976) 183.
- [11c] D.C. Nonhebel, J.C. Walton, Free Radical Chemistry, Cambridge University Press, Cambridge, 1974, p. 195.
- [12a] Giese, B., Angew. Chem. 95 (1983) 771.
- [12b] Giese, B., Angew. Chem. Int. Ed. Engl. 22 (1983) 753.
- [13] Hu, C.-M., Xu, Z.-Q., J. Fluor. Chem. 42 (1989) 69.
- [14] A.P. Stefani, in: P. Tarrant (Ed.), Fluorine Chemistry Reviews, Vol. 5, M. Dekker, New York, 1971, p. 115.
- [15a] LaZerte, J.D., Koshar, R.J., J. Am. Chem. Soc. 77 (1955) 910.
- [15b] Abroskina, T.N., Sorokin, A.D., Kudryavcev, R.V., Cheburkov, I.A., Izv. Akad. Nauk USSR, Ser. Khim. 23 (1974) 1823.
- [15c] Muramatsu, H., Inukai, K., Ueda, T., Bull. Chem. Soc. Jpn. 40 (1967) 903.
- [15d] Haszeldine, R.N., Rowland, R., Sheppard, R.P., Tipping, A.E., J. Fluor. Chem. 28 (1985) 291.
- [16a] Courtieu, J., Jullien, J., Lai, N.T., Gonord, P., Kan, S.K., Tetrahedron 32 (1976) 669.
- [16b] Dmowski, W., Voelbnagel-Neugebauer, H., J. Fluor. Chem. 81 (1981) 223.
- [16c] Chambers, R.D., Grievson, B., J. Chem. Soc., Perkin Trans. 1 (1985) 215.
- [17a] Šendrik, V.P., Paleta, O., Dědek, V., Collect. Czech. Chem. Commun. 42 (1977) 2530.
- [17b] Shendrik, V.P., Svoboda, J., Paleta, O., Dědek, V., J. Fluor. Chem. 11 (1978) 485.
- [18] Šendrik, V.P., Paleta, O., Dědek, V., Collect. Czech. Chem. Commun. 39 (1974) 1061.
- [19a] O. Paleta, S. Neuenfeld, H.-J. Timpe, unpublished results, 1987.
- [19b] Paleta, O., Dědek, V., Neuenfeld, S., Timpe, H.-J., Chem. Abs. 114 (1991) 206556 Czech. Patent 268 247 (1989).
- [20] O. Paleta, V. Církva, unpublished work, 1997.
- [21a] Park, J.D., Sweeney, W.M., Hopwood, S.L., Lacher, J.R., Jr., J. Am. Chem. Soc. 78 (1956) 1685.
- [21b] R.D. Chambers, Fluorine in Organic Chemistry, A. Row, Chippenham, 1973, pp. 150–156.
- [22a] Schumacher, G., Klein, W., Korte, F., Tetrahedron Lett. 24 (1971) 229.
- [22b] Dureja, P., Mukerjee, S.K., Tetrahedron Lett. 26 (1973) 5211.
- [22c] J.P. Muller, H. Parlar, F. Korte, Synthesis (1976) 525.
- [22d] Gregorčič, A., Zupan, M., J. Fluor. Chem. 34 (1987) 313.
- [23] J.J.P. Stewart, Program MOPAC6, US Air Force Academy, 1990.
- [24] M.J. Frisch, G.W. Trucks, H.B. Schlegel, P.M.W. Gill, B.G. Johnson, M.A. Robb, J.R. Cheeseman, T. Keith, G.A. Petersson, J.A. Montgomery, K. Raghavachari, M.A. Al-Laham, V.G. Zakrzewski, J.V. Ortiz, J.B. Foresman, J. Cioslowski, B.B. Stefanov, A. Nanayakkara, M. Challacombe, C.Y. Peng, P.Y. Ayala, W. Chen, M.W. Wong, J.L. Andres, E.S. Replonge, R. Comperts, R.L. Martin, D.J. Fox, J.S. Binkley, D.J. Defrees, J. Baker, J.P. Stewart, M. Head-Gordon, C. Gonzales, J.A. Pople, GAUSSIAN94, Revision C.3, Gaussian, Inc., Pittsburgh, 1995.
- [25] Paleta, O., Pošta, A., Collect. Czech. Chem. Commun. 32 (1967) 1427.
- [26a] Paleta, O., Dađák, V., Dědek, V., J. Fluor. Chem. 39 (1988) 397.
- [26b] Paleta, O., Pošta, A., Tesařík, K., Collect. Czech. Chem. Commun. 36 (1971) 1867.
- [27a] Dow Chem. Co., US Patent 2 628 987, 1950; Chem. Abs. 47 (1953) 5065h.
- [27b] O. Paleta, J. Kvíčala, J. Guenter, V. Dědek, Bull. Soc. Chim. Fr. (1986) 920.
- [28] Dauben, J., Löken, B., J. Am. Chem. Soc. 76 (1954) 1362.
- [29] B.S. Furniss, A.J. Hamford, P.W.G. Smith, A.R. Tatchell, Vogel's Textbook of Practical Organic Chemistry, 5th ed., Wiley, New York, 1991, Chapter 6.
- [30] Henne, A.L., Ladd, E.C., J. Am. Chem. Soc. 60 (1938) 2491.