



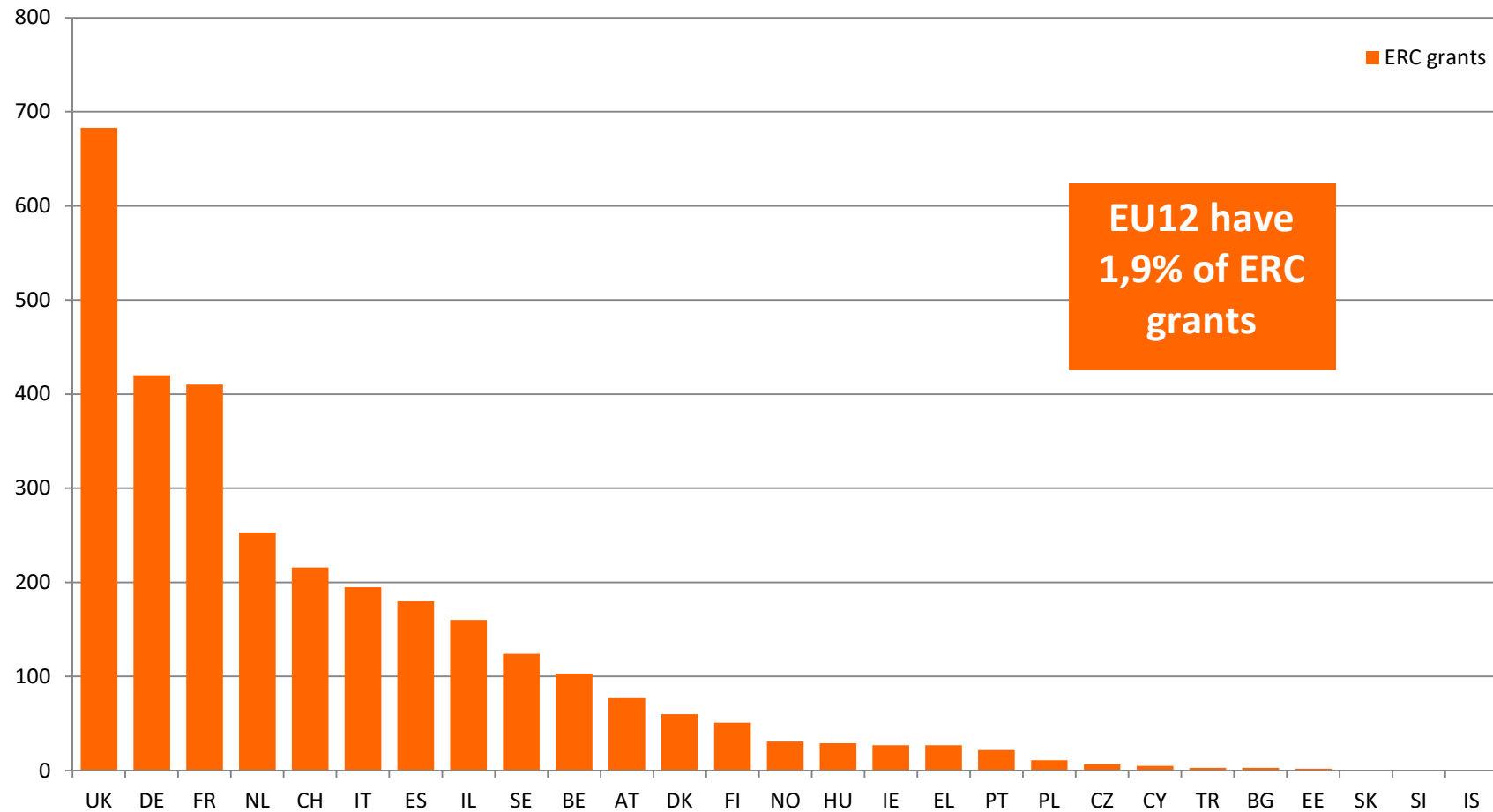
What is wrong with the geographical distribution of ERC grants?

Ben Turner

Policy Analyst

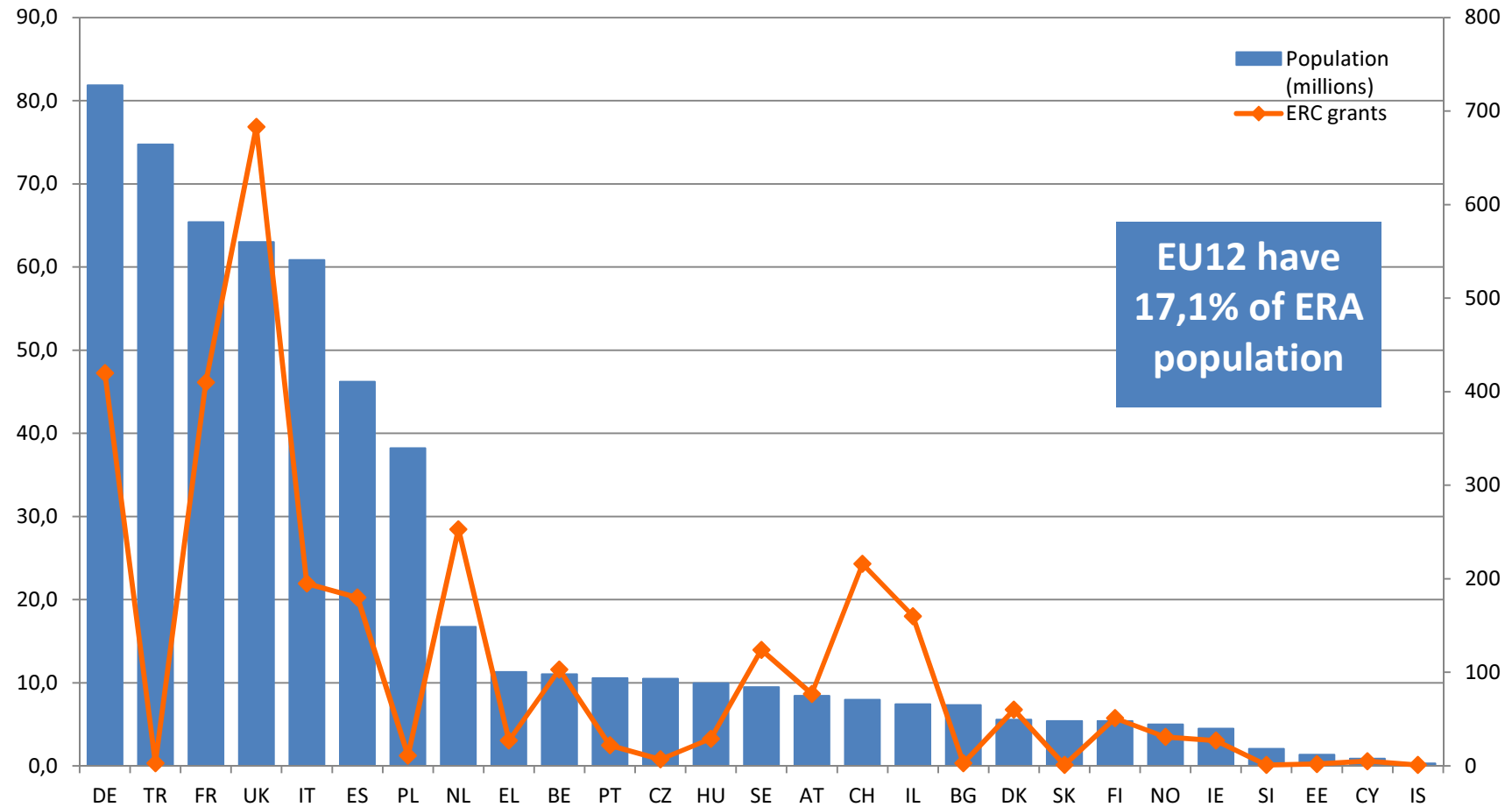
ERC Executive Agency

ERC grants by country of host institution



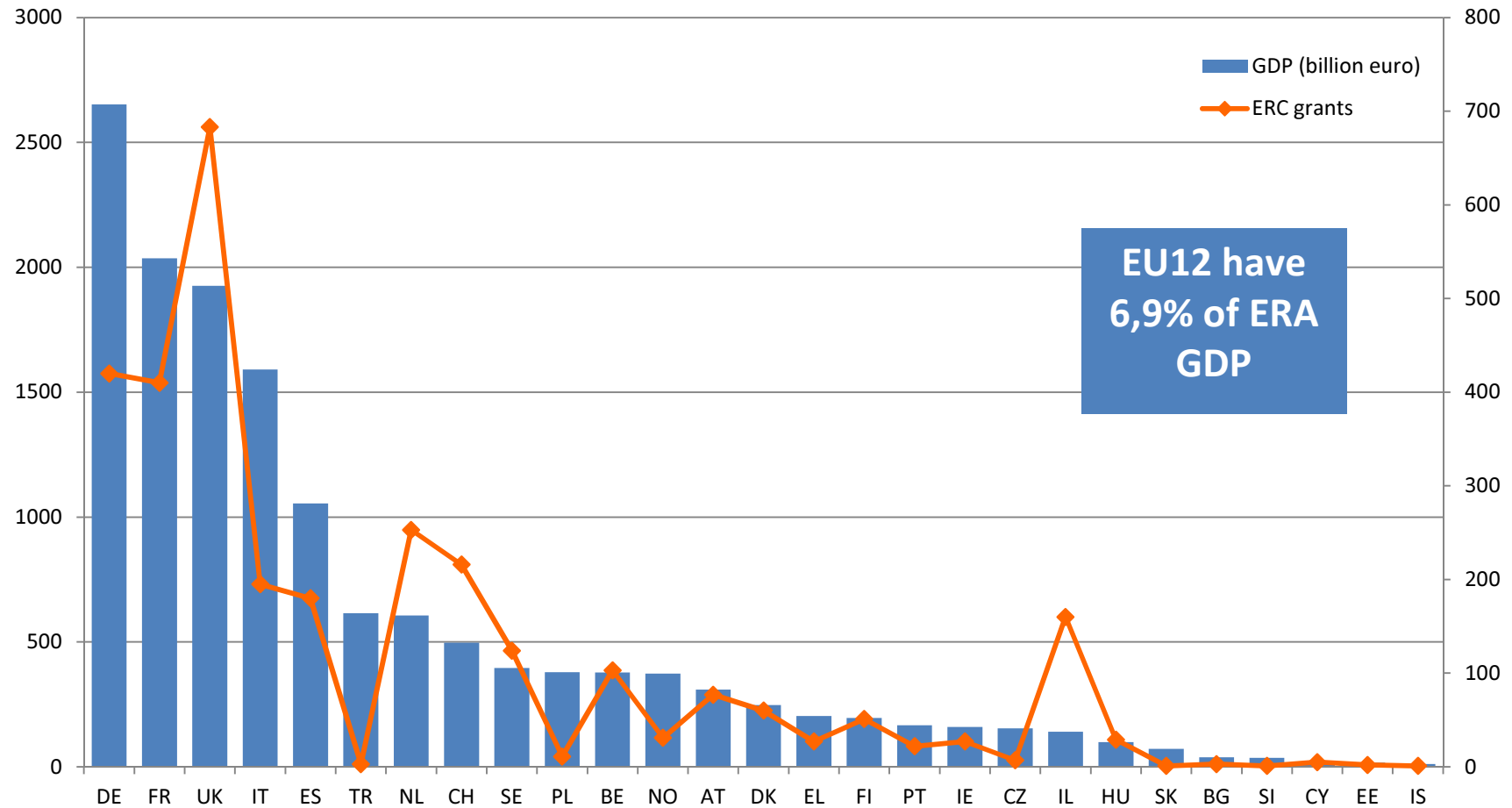
ERC grants by country of host institution: StG 2007, 2009, 2010, 2011, 2012 and AdG 2008, 2009, 2010, 2011. Showing all host countries. RO, LT, LV, LU and MT do not host any ERC grants.

ERC grants to population: correlation 0,63



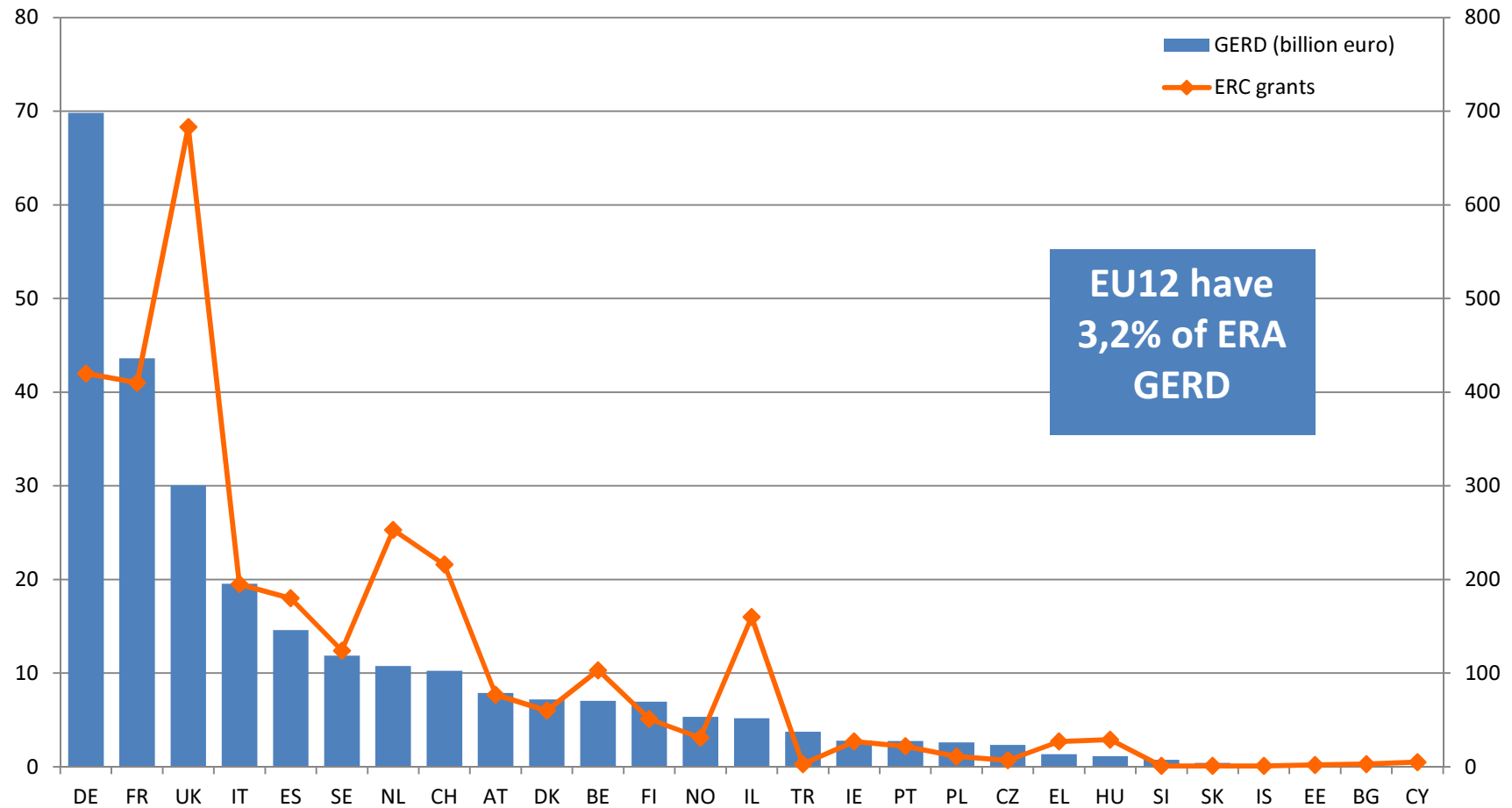
ERC Grants by country of host institution: StG 2007, 2009, 2010, 2011, 2012 and AdG 2008, 2009, 2010, 2011. Showing all host countries. "ERA" is EU27 plus AC host countries. Population figures Eurostat 2012.

ERC grants to GDP: correlation 0,85



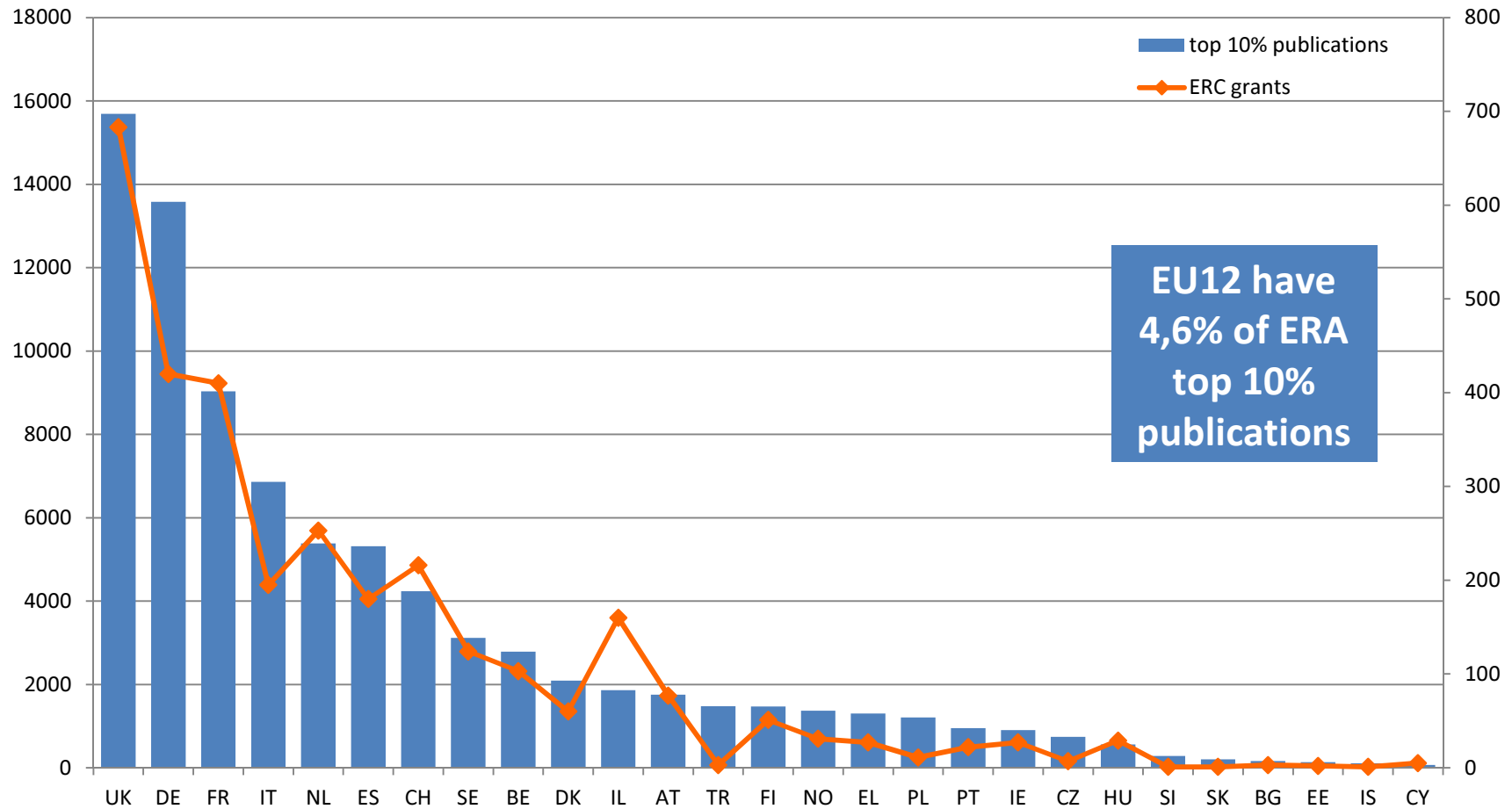
ERC Grants by country of host institution: StG 2007, 2009, 2010, 2011, 2012 and AdG 2008, 2009, 2010, 2011. Showing all host countries. "ERA" is EU27 plus AC host countries. GDP figures Eurostat 2012.

ERC grants to GERD: correlation 0,87



ERC Grants by country of host institution: StG 2007, 2009, 2010, 2011, 2012 and AdG 2008, 2009, 2010, 2011. Showing all host countries. "ERA" is EU27 plus AC host countries. GERD figures Eurostat 2010.

ERC grants to top 10% publications: correlation 0,97



ERC Grants by country of host institution: StG 2007, 2009, 2010, 2011, 2012 and AdG 2008, 2009, 2010, 2011. Showing all host countries. "ERA" is EU27 plus AC host countries. Scientific publications within the 10% most cited worldwide from Commission Innovation Union Competitiveness Report 2011 (2007 publications Science Metrix/ Scopus -Elsevier full counting method).

"The ERC grants are addressed to individual researchers, but over time, they will also collectively illuminate the performance of individual countries, regions, and institutions."

Antonoyiannakis, Hemmelskamp and Kafatos

Cell 136, March 6, 2009

The logo for the journal Cell, featuring the word "Cell" in a bold, white, sans-serif font centered within a solid black rectangular background.

Over performance

The Netherlands, Switzerland and Israel host more ERC grants than expected against all four measures.



Belgium, Sweden and Austria host more ERC grants than expected against three of the four measures and are very close to hosting more ERC grants than expected against all four measures.



Over performance

UK, which hosts the most ERC grants overall, hosts more ERC grants than expected against three of the four measures but slightly less than its share of top 10% publications.



Hungary, which hosts the most ERC grants in the EU12, hosts more ERC grants than expected against three of the four measures but significantly less than its share of population.



Mixed performance

Four countries host more ERC grants than expected against two of the four measures.



Four countries host more ERC grants than expected against one of the four measures.



Under performance

The remaining countries host fewer ERC grants than expected against all four measures.



Including those countries hosting no ERC grantees.

