
2019 Journal Performance Data for: CZECHOSLOVAK MATHEMATICAL JOURNAL

ISSN: 0011-4642

eISSN: 1572-9141

SPRINGER HEIDELBERG

TIERGARTENSTRASSE 17, D-69121 HEIDELBERG, GERMANY

[CZECH REPUBLIC](#)

TITLES

ISO: Czech. Math. J.

JCR Abbrev: CZECH MATH J

CATEGORIES

PUBLICATION FREQUENCY

4 issues/year

LANGUAGES

English

The data in the two graphs below and in the Journal Impact Factor calculation panels represent citation activity in 2019 to items published in the journal in the prior two years. They detail the components of the Journal Impact Factor. Use the "All Years" tab to access key metrics and additional data for the current year and all prior years for this journal.

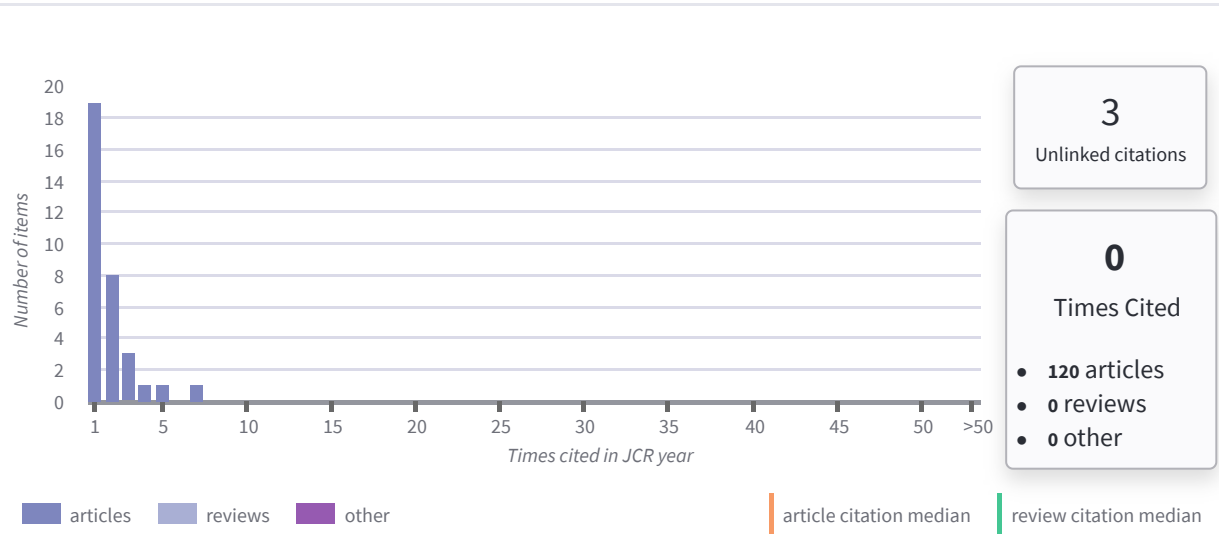
2019 Journal Impact Factor & percentile rank in category for: CZECHOSLOVAK MATHEMATICAL JOURNAL

0.412

2019 Journal Impact Factor



2019 JIF Citation Distribution for: CZECHOSLOVAK MATHEMATICAL JOURNAL



Journal Impact Factor Calculation

$$2019 \text{ Journal Impact Factor} = \frac{63}{153} = 0.412$$

How is Journal Impact Factor Calculated?

$$\text{JIF} = \frac{\text{Citations in 2019 to items published in } \mathbf{2017 (35) + 2018 (28)}}{\text{Number of citable items in } \mathbf{2017 (76) + 2018 (77)}} = \frac{63}{153}$$

Journal Impact Factor contributing items

Citable items in 2018 and 2017 (153)

TITLE	CITATIONS COUNTED TOWARDS JIF
On the regularity of the one-sided Hardy-Littlewood maximal functions By: Liu, Feng; Mao, Suzhen Volume: 67 Page: 219-234 Accession number: WOS:000399240000015 Document Type: Article	7
SOME BEREZIN NUMBER INEQUALITIES FOR OPERATOR MATRICES By: Bakherad, Mojtaba Volume: 68 Page: 997-1009 Accession number: WOS:000451778500007 Document Type: Article	5
The spectral determinations of the connected multicone graphs $K-w ? mP(17)$ and $K-w ? mS$ By: Abdian, Ali Zeydi; Mirafzal, S. Morteza Volume: 68 Page: 1091-1104 Accession number: WOS:000451778500015 Document Type: Article	4
Disjoint hypercyclic powers of weighted translations on groups By: Zhang, Liang; Lu, Hui-Qiang; Fu, Xiao-Mei; Zhou, Ze-Hua Volume: 67 Page: 839-853 Accession number: WOS:000410174600017 Document Type: Article	3
Skew inverse power series rings over a ring with projective socle By: Paykan, Kamal Volume: 67 Page: 389-395 Accession number: WOS:000403540000008 Document Type: Article	3
Generalized derivations acting on multilinear polynomials in prime rings By: Dhara, Basudeb Volume: 68 Page: 95-119 Accession number: WOS:000429416300006 Document Type: Article	3
A characterization of the Riemann extension in terms of harmonicity By: Bejan, Cornelia-Livia; Eken, Semsî Volume: 67 Page: 197-206 Accession number: WOS:000399240000013 Document Type: Article	2

Citations in 2019 (63)

TITLE	CITATIONS COUNTED TOWARDS JIF
FILOMAT	6
COMMUNICATIONS IN ALGEBRA	5
ADVANCES IN DIFFERENCE EQUATIONS	2
INTERNATIONAL ELECTRONIC JOURNAL OF GEOMETRY	2
JOURNAL OF ALGEBRA AND ITS APPLICATIONS	2
JOURNAL OF DISCRETE MATHEMATICAL SCIENCES & CRYPTOGRAPHY	2
JOURNAL OF INTERDISCIPLINARY MATHEMATICS	2
MATHEMATICA SLOVACA	2
MEDITERRANEAN JOURNAL OF MATHEMATICS	2
QUANTUM INFORMATION PROCESSING	2

Source data

Journal source data 2019

	Articles	Reviews	Combined(C)	Other(O)	Percentage(C/(C+O))
Number in JCR Year 2019 (A)	80	0	80	n/a	100%
Number of References (B)	1,355	0	1,355	n/a	100%
Ratio (B/A)	16.9	n/a	16.9	n/a	

Box plot

Category Box Plot 2019

Category Box Plot

The category box plot depicts the distribution of Impact Factors for all journals in the category. The horizontal line that forms the top of the box is the 75th percentile (Q1). The horizontal line that forms the bottom is the 25th percentile (Q3). The horizontal line that intersects the box is the median Impact Factor for the category.

Horizontal lines above and below the box, called whiskers, represent maximum and minimum values.

The top whisker is the smaller of the following two values:

the maximum Impact Factor (IF)


$Q1\ IF + 3.5(Q1\ IF - Q3\ IF)$

The bottom whisker is the larger of the following two values:

the minimum Impact Factor (IF)

$Q1\ IF - 3.5(Q1\ IF - Q3\ IF)$

Box Plots are provided for the current JCR year for each of the categories in which the journal is indexed.

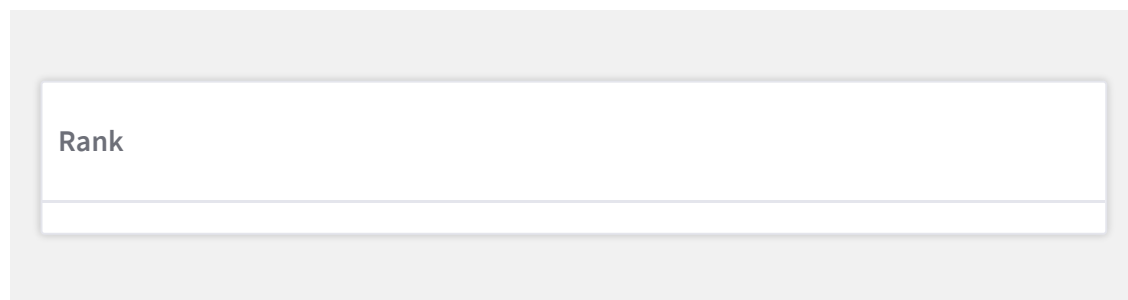


Rank

Rank

JCR Impact Factor

ESI Total Citations



Total Citations

JCR years

Cited Journal Data

Cited Half-Life Data

Cited Year	2019	2018	2017	2016	2015	2014	2013	2012	2011	2010	2009-All
#Cites from 2019	7	28	35	42	31	52	29	37	36	40	821
Cumulative %	0.60%	3.02%	6.04%	9.67%	12.35%	16.84%	19.34%	22.54%	25.65%	29.10%	100.00%

Cited Journal Graph 2019



CITED JOURNAL GRAPH

The Cited Journal Graph shows the distribution (by cited year) of citations published in journals during the JCR year to items published in the Journal during the last 10 years.

The white/grey division indicates the cited half-life (if < 10.0). Half of the citations are to items that were published more recently than the cited half-life.

The two light-blue columns indicate citations used to calculate the Impact Factor (always the 2nd and 3rd columns).

- Non-self-citations: citations from the journal to articles in other journals.
- Journal self - citations: citations from articles in the journal to articles in the same journal.

Cited Journal Data 2019

[Export](#)

	Impact	Citing Journal	All Yrs	2019	2018	2017	2016	2015	2014	2013	2012	2011	2010	Rest
		ALL Journals	1,158	7	28	35	42	31	52	29	37	36	40	821
		ALL OTHERS (251)	251	1	2	6	5	2	9	4	3	6	2	211
1	0.848	FILOMAT	37	0	5	1	1	2	4	2	0	2	5	15
2	0.988	LINEAR ALGEBRA APPL	32	0	0	1	6	1	3	0	3	0	1	17
3	1.041	DISCRETE APPL MATH	20	0	0	0	2	0	0	2	2	0	0	14
4	1.220	J MATH ANAL APPL	19	0	1	0	0	0	1	1	0	2	0	14
5	0.412	CZECH MATH J	15	0	0	1	2	3	5	0	0	1	0	3
6	0.654	MATH SLOVACA	14	0	0	2	0	0	0	0	1	1	0	10
7	0.610	J ALGEBRA APPL	13	1	0	2	0	1	1	0	0	2	1	5
8	0.531	TOPOLOG APPL	13	0	0	0	0	0	0	1	0	0	0	12
9	2.192	J DIFFER EQUATIONS	12	1	0	0	0	1	0	2	0	0	1	7
10	3.472	APPL MATH COMPUT	11	0	0	0	2	0	0	0	0	0	0	9
11	1.112	LINEAR MULTILINEAR A	11	0	0	1	1	0	1	1	0	0	0	7
12	0.910	MATH NACHR	11	0	0	0	0	0	0	0	0	0	2	9
13	1.049	QUAEST MATH	11	0	0	0	1	0	0	0	0	0	1	9
14	2.645	SYMMETRY-BASEL	11	0	0	1	0	0	2	1	0	0	0	7
15	0.404	ALGEBR UNIV	10	0	0	0	0	0	0	0	0	1	0	9
16	0.258	ARS COMBINATORIA	10	0	0	0	1	0	1	0	2	2	0	4
17	0.856	B MALAYS MATH SCI SO	10	0	0	0	0	1	0	0	2	1	0	6
18	0.556	COMMUN ALGEBRA	10	1	4	1	0	0	0	1	0	0	1	2
19	1.470	J INEQUAL APPL	10	0	0	0	1	0	1	0	2	0	0	6
20	1.747	MATHEMATICS-BASEL	10	1	0	1	0	1	1	0	0	0	1	5
21	0.658	TURK J MATH	10	0	1	0	0	0	0	2	0	0	1	6
22	2.421	ADV DIFFER EQU-NY	9	0	0	2	0	0	0	1	0	0	0	6
23	2.056	ANAL MATH PHYS	9	0	0	0	2	1	2	0	1	0	0	3
24	1.896	J FUNCT SPACE	9	0	0	0	0	0	0	0	1	0	0	8
25	2.296	PHYS REV E	9	0	0	0	0	0	0	0	0	0	0	9
26	1.406	RACSAM REV RACAD A	9	0	0	0	0	0	0	0	0	0	4	5
27	0.597	GRAPH COMBINATOR	8	0	0	0	0	0	1	0	0	0	0	7
28	1.510	MATH INEQUAL APPL	8	0	0	0	0	0	0	0	0	0	0	8

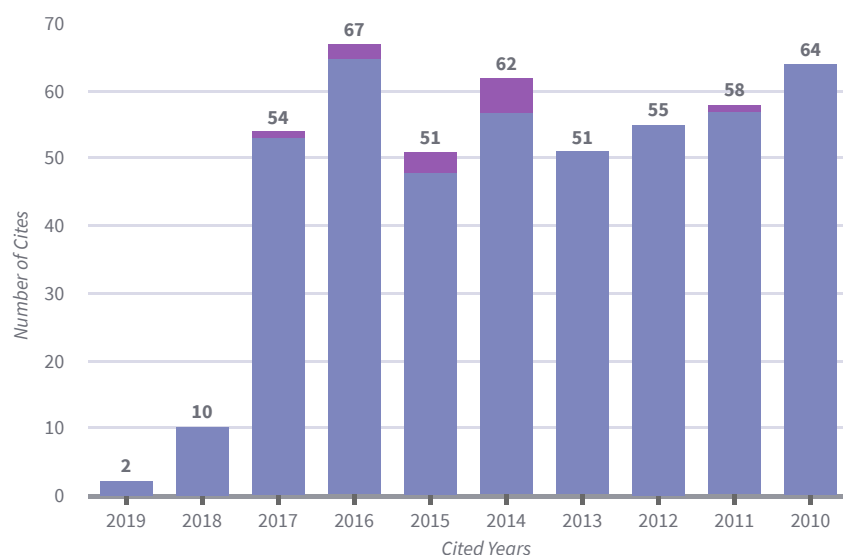
Showing 1 - 30 rows of 198 total (use export to download the full table)

Citing Journal Data

Citing Half-Life Data

Citing Year	2019	2018	2017	2016	2015	2014	2013	2012	2011	2010	2009-All
#Cites from 2019	2	10	54	67	51	62	51	55	58	64	881
Cumulative %	0.15%	0.89%	4.87%	9.82%	13.58%	18.15%	21.92%	25.98%	30.26%	34.98%	100.00%

Citing Journal Graph 2019



CITING JOURNAL GRAPH

The Citing Journal Graph shows the distribution (by cited year) of citations published in the Journal during the JCR year to items published in journals during the last 10 years.

The white/grey division indicates the citing half-life (if < 10.0). Half of the citations are to items that were published more recently than the citing half-life.

- Non-self-citations: citations from the journal to articles in other journals.
- Journal self - citations: citations from articles in the journal to articles in the same journal.

Citing Journal Data 2019

[Export](#)

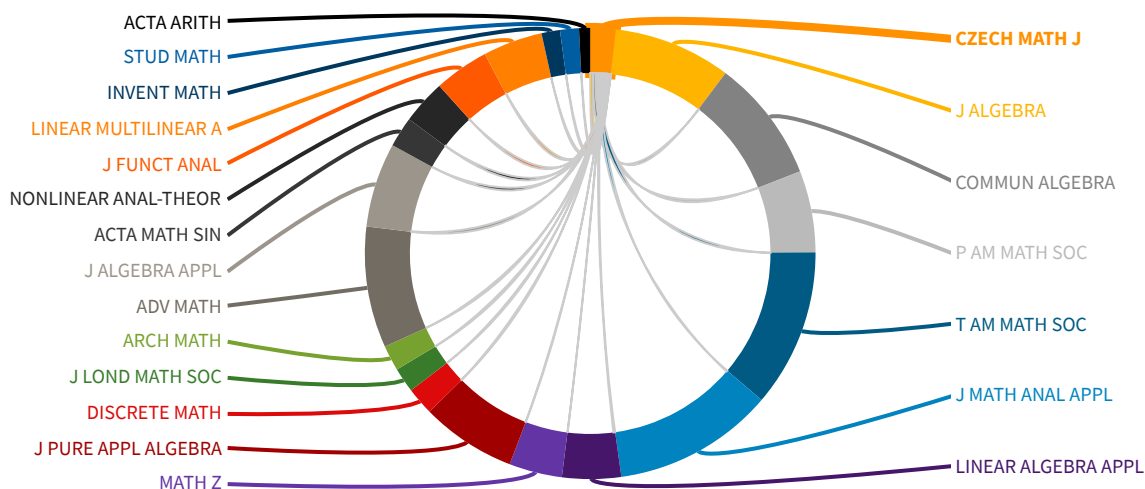
Impact	Cited Journal	All Yrs	2019	2018	2017	2016	2015	2014	2013	2012	2011	2010	Rest
	ALL Journals	1,355	2	10	54	67	51	62	51	55	58	64	881
	ALL OTHERS (372)	372	0	1	15	16	8	11	12	6	6	14	283
1	J ALGEBRA	60	0	1	3	0	2	0	3	3	5	5	38
2	COMMUN ALGEBRA	50	0	0	6	4	1	2	4	3	2	0	28
3	P AM MATH SOC	38	0	0	0	0	0	1	0	1	3	1	32
4	T AM MATH SOC	32	0	0	2	2	2	0	1	0	0	0	25
5	J MATH ANAL APPL	29	0	0	1	3	1	1	1	1	2	2	17
6	LINEAR ALGEBRA APPL	23	0	0	1	1	2	3	4	6	1	1	4
7	MATH Z	19	0	0	0	2	1	0	0	0	2	2	12
8	DISCRETE MATH	18	0	0	0	2	0	1	1	1	2	3	8
9	J PURE APPL ALGEBRA	18	0	1	0	3	1	0	0	0	1	0	12
10	J LOND MATH SOC	17	0	1	0	0	0	0	0	0	0	0	16
11	CZECH MATH J	15	0	0	1	2	3	5	0	0	1	0	3
12	ARCH MATH	14	0	0	0	1	1	1	1	1	0	1	8
13	ADV MATH	12	0	0	1	1	0	0	0	1	1	0	8
14	ACTA MATH SIN	11	0	0	0	1	2	1	1	1	2	0	3
15	J ALGEBRA APPL	11	1	0	4	0	1	2	0	0	1	0	2
16	INVENT MATH	9	0	0	0	0	0	0	0	0	0	0	9
17	J FUNCT ANAL	9	0	0	0	0	0	2	1	1	0	2	3
18	LINEAR MULTILINEAR A	9	0	0	1	1	3	1	1	1	0	0	1
19	NONLINEAR ANAL-THEOR	9	0	0	0	1	0	1	0	0	0	1	6
20	ACTA ARITH	8	0	1	0	0	0	2	1	0	0	0	4
21	AM J MATH	8	0	0	0	0	0	0	0	0	0	0	8
22	LECT NOTES MATH	8	0	0	0	0	0	0	0	0	1	1	6
23	STUD MATH	8	0	0	0	0	0	0	0	0	0	1	7
24	DIFFER GEOM APPL	7	0	0	0	1	0	0	0	0	1	0	5
25	MATH ANN	7	0	0	0	0	0	0	0	0	0	0	7
26	MATH NACHR	7	0	0	0	1	0	0	0	0	0	0	6
27	ACTA MATH-DJURSHOLM	6	0	0	0	0	0	0	0	0	0	0	6
28	ALGEBR COLLOQ	6	0	0	0	1	1	1	3	0	0	0	0

Showing 1 - 30 rows of 193 total (use export to download the full table)

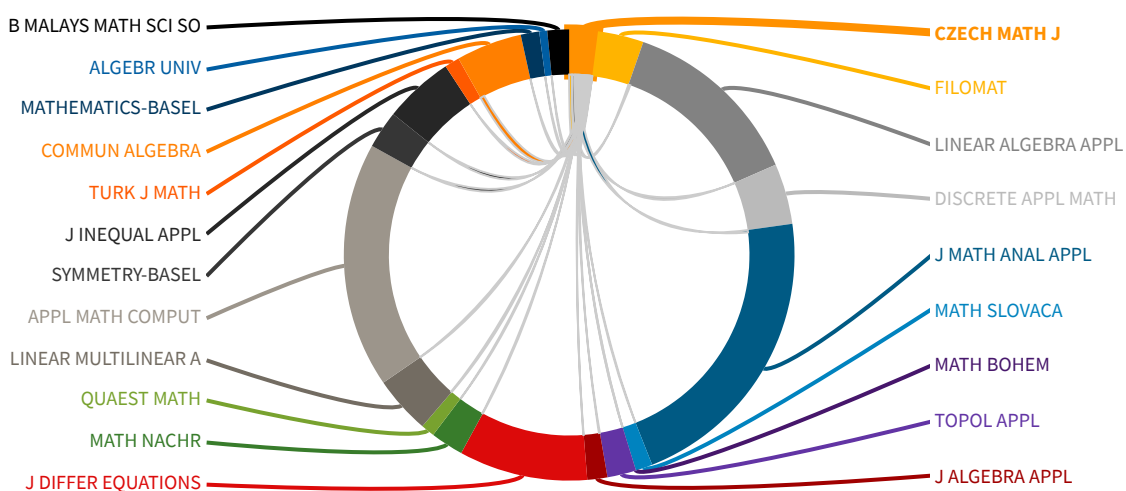
Journal Relationships

Journal Relationships 2019

Citing Data



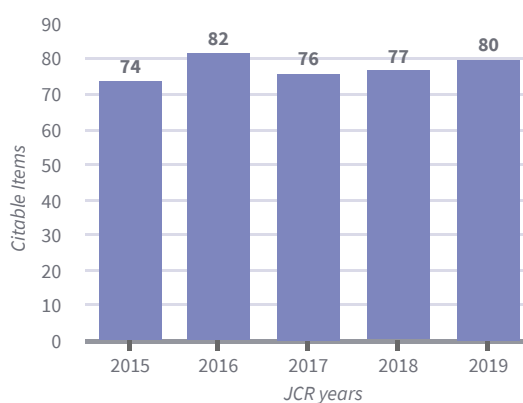
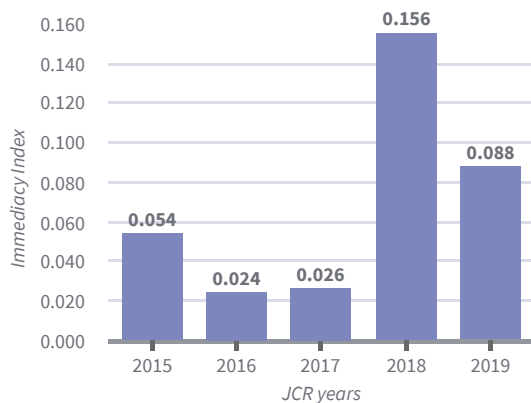
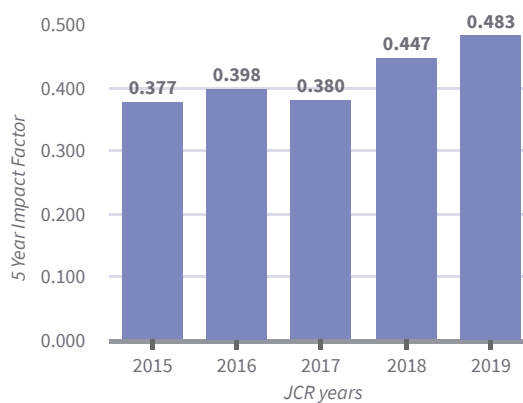
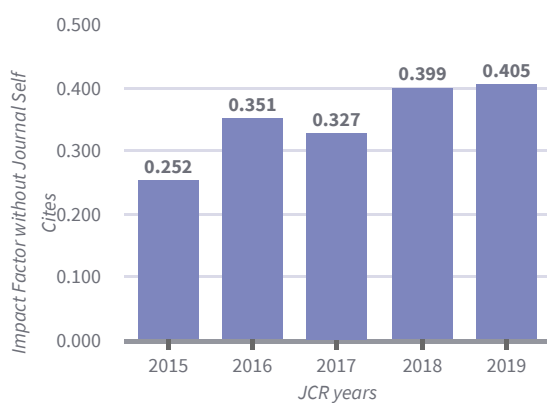
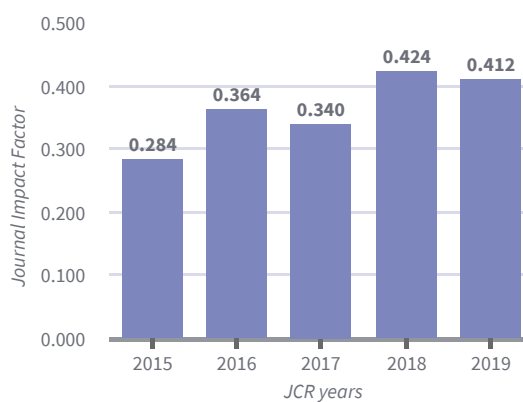
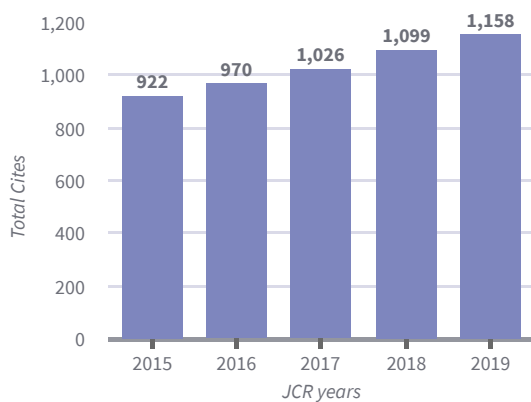
Cited Data

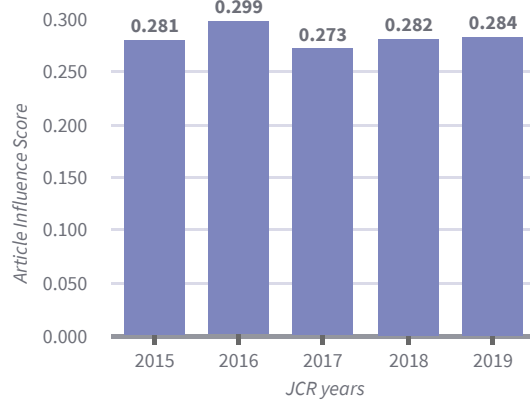
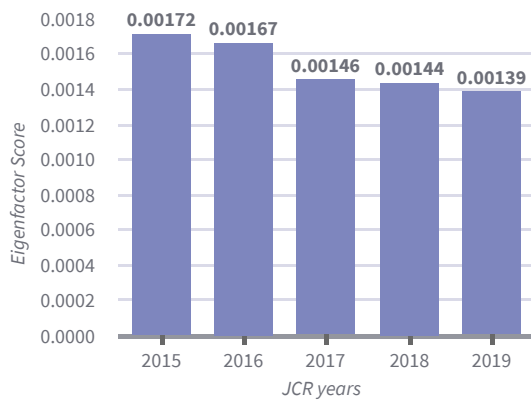
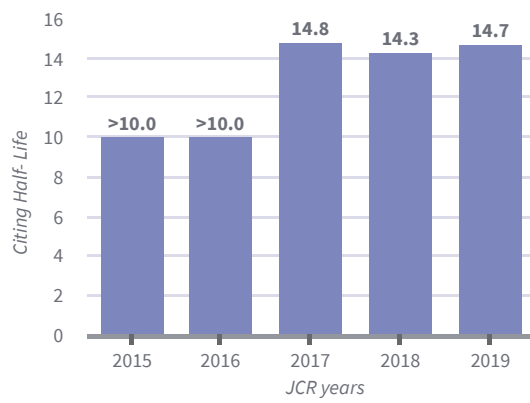
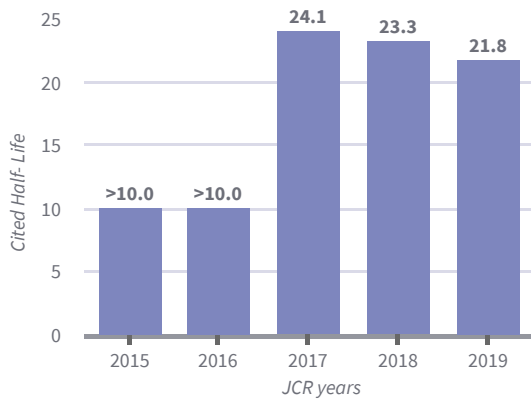
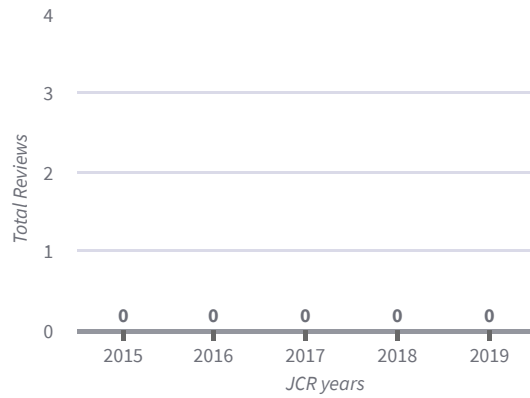
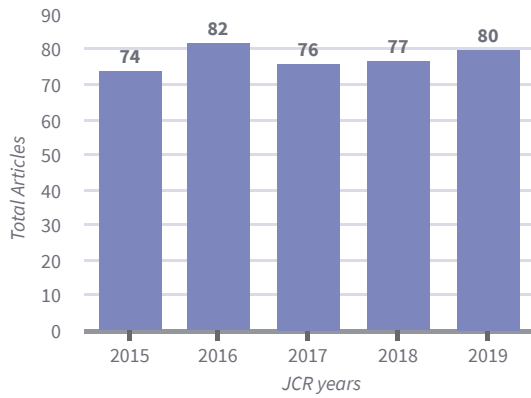


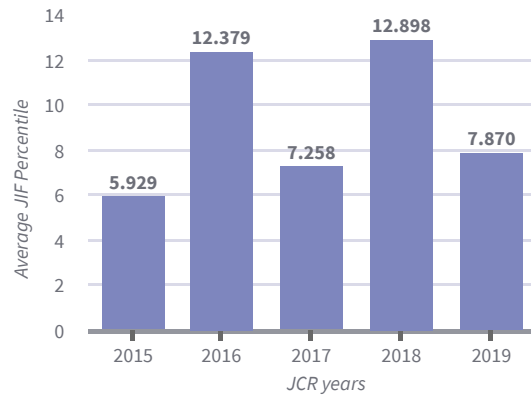
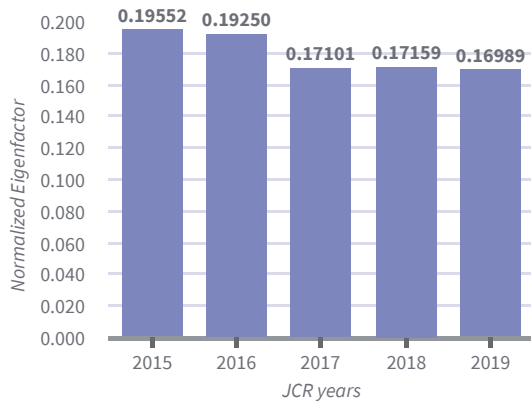
Key Indicators 2019

IMPACT METRICS		INFLUENCE METRICS		SOURCE METRICS	
Total Cites	1,158	Eigenfactor Score	0.00139	Citable Items	80
Journal Impact Factor	0.412	Article Influence Score	0.284	% Articles in Citable Items	100.00
5 Year Impact Factor	0.483	Normalized Eigenfactor	0.16989	Average JIF Percentile	7.870
Immediacy Index	0.088			Cited Half-Life	21.8
Impact Factor without Journal Self Cites	0.405			Citing Half-Life	14.7

Metric Trend **Total Cites**

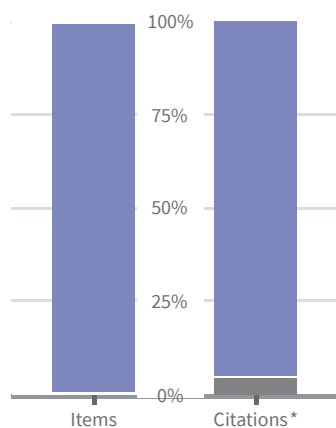






Journal profile [2017 - 2019]

Open Access (OA)



	Items	Citations*
● Gold OA Citable	0	0
● Subscription and Free to Read Citable	233	67
Total Citable	233	67
% Citable Open Access	0.00%	0.00%
● Other	0	0
● Unlinked	n/a	3

*Citations in 2019 to items published in [2017 - 2019]

Contributions by country/region

country	count
1 CHINA MAINLAND	92
2 Iran	37
3 USA	14
4 Japan	9
- South Korea	9
6 Czech Republic	8
- India	8
8 Poland	7
- Serbia	7
10 Canada	6
- Saudi Arabia	6
- Turkey	6

Contributions by organizations

organization	count
1 ISLAMIC AZAD UNIVERSITY	7
2 UNIVERSITY OF BELGRADE	6
3 AMIRKABIR UNIVERSITY OF TECHNOLOGY	4
- HANGZHOU NORMAL UNIVERSITY	4
- HENAN NORMAL UNIVERSITY	4
6 ARAK UNIV	3
- CHARLES UNIVERSITY PRAGUE	3
- DALIAN UNIVERSITY OF TECHNOLOGY	3
- HAINAN NORMAL UNIVERSITY	3
- HENAN UNIVERSITY OF TECHNOLOGY	3
- SHANDONG NORMAL UNIVERSITY	3
- SOUTHEAST UNIVERSITY - CHINA	3
- UNIV QOM	3
- UNIVERSITE DE TUNIS-EL-MANAR	3