

(12) STANDARD PATENT
(19) AUSTRALIAN PATENT OFFICE

(11) Application No. **AU 2008345103 B2**

(54) Title
6,9-disubstituted purine derivatives and their use as cosmetics and cosmetic compositions

(51) International Patent Classification(s)
C07D 473/16 (2006.01) **C07D 473/34** (2006.01)

(21) Application No: **2008345103** (22) Date of Filing: **2008.12.24**

(87) WIPO No: **WO09/086457**

(30) Priority Data

(31) Number	(32) Date	(33) Country
11/966,559	2007.12.28	US

(43) Publication Date: **2009.07.09**

(44) Accepted Journal Date: **2014.02.13**

(71) Applicant(s)
Institute of Experimental Botany, Academy of Sciences of the Czech Republic

(72) Inventor(s)
Dolezal, Karel;Zatloukal, Marek;Strnad, Miroslav;Voller, Jiri;Szucova, Lucie;Spichal, Lukas;Massino, Frank J.

(74) Agent / Attorney
Spruson & Ferguson, L 35 St Martins Tower 31 Market St, Sydney, NSW, 2000

(56) Related Art
HAIDOUNE, M. et al. J. Chem. Soc. Pekin Trans. 1 (1994), 3009-3012
SHADID, B. et al. Tetrahedron (1989), 45(12), 3889-3896
US 2007/0009474

(12) INTERNATIONAL APPLICATION PUBLISHED UNDER THE PATENT COOPERATION TREATY (PCT)

(19) World Intellectual Property Organization
International Bureau



(43) International Publication Date
9 July 2009 (09.07.2009)

PCT

(10) International Publication Number
WO 2009/086457 A3

- (51) **International Patent Classification:**
C07D 473/16 (2006.01) *C07D 473/34* (2006.01)
- (21) **International Application Number:**
PCT/US2008/088311
- (22) **International Filing Date:**
24 December 2008 (24.12.2008)
- (25) **Filing Language:** English
- (26) **Publication Language:** English
- (30) **Priority Data:**
11/966,559 28 December 2007 (28.12.2007) US
- (63) **Related by continuation (CON) or continuation-in-part (CIP) to earlier application:**
US 11/966,559 (CIP)
Filed on 28 December 2007 (28.12.2007)
- (71) **Applicant (for all designated States except US):** INSTITUTE OF EXPERIMENTAL BOTANY, ACADEMY OF SCIENCES OF THE CZECH REPUBLIC [CZ/CZ]; Rozvojova 263, 165 02 Praha 6 (CZ).
- (72) **Inventors; and**
- (75) **Inventors/Applicants (for US only):** SZUCOVA, Lucie [CZ/CZ]; Velke Kunetice 154, 790 52 Velke Kunetice (CZ). ZATLOUKAL, Marek [CZ/CZ]; Revolucni 18a, 787 01 Sumperk (CZ). SPICHAL, Lukas [CZ/CZ]; Na strelnici 30, 772 00 Olomouc (CZ). VOLLER, Jiri [CZ/CZ]; Pristavni ulice 10B, 635 00 Brno-Bystre (CZ). DOLEZAL, Karel [CZ/CZ]; Voskovcova 8, 779 00 Olomouc (CZ). STRNAD, Miroslav [CZ/CZ]; Zapadni 25, 779 00 Olomouc (CZ). MASSINO, Frank J. [US/US]; 86 South Newport Drive, Napa, California 94559 (US).
- (74) **Agents:** KRATZ, Rudy et al.; Fitch, Even, Tabin & Flannery, 120 S. LaSalle Street, Suite 1600, Chicago, Illinois 60603 (US).
- (81) **Designated States (unless otherwise indicated, for every kind of national protection available):** AE, AG, AL, AM, AO, AT, AU, AZ, BA, BB, BG, BI, BR, BW, BY, BZ, CA, CH, CN, CO, CR, CU, CZ, DE, DK, DM, DO, DZ, EC, EE, EG, ES, FI, GB, GD, GE, GH, GM, GT, HN, HR, HU, ID, IL, IN, IS, JP, KE, KG, KM, KN, KP, KR, KZ, LA, LC, LK, LR, LS, LT, LU, LY, MA, MD, ME, MG, MK, MN, MW, MX, MY, MZ, NA, NG, NI, NO, NZ, PG, PH, PL, PT, RO, RS, RU, SC, SD, SE, SG, SK, SL, SM, ST, SV, SY, TJ, TM, TN, TR, TT, TZ, UA, UG, US, UZ, VC, VN, ZA, ZM, ZW.
- (84) **Designated States (unless otherwise indicated, for every kind of regional protection available):** ARIPO (BW, GH, GM, KE, LS, MW, MZ, NA, SD, SL, SZ, TZ, UG, ZM, ZW), Eurasian (AM, AZ, BY, KG, KZ, MD, RU, TJ, TM), European (AT, BE, BG, CH, CY, CZ, DE, DK, EE, ES, FI, FR, GB, GR, HR, HU, IE, IS, IT, LT, LU, LV, MC, MT, NL, NO, PL, PT, RO, SE, SI, SK, TR), OAPI (BF, BJ, CF, CG, CI, CM, GA, GN, GQ, GW, ML, MR, NE, SN, TD, TG).
- Published:**
- with international search report (Art. 21(3))
 - before the expiration of the time limit for amending the claims and to be republished in the event of receipt of amendments (Rule 48.2(h))
- (88) **Date of publication of the international search report:**
11 September 2009



WO 2009/086457 A3

(54) **Title:** 6,9-DISUBSTITUTED PURINE DERIVATIVES AND THEIR USE AS COSMETICS AND COSMETIC COMPOSITIONS

(57) **Abstract:** Certain 6,9-disubstituted purine derivatives and their pharmaceutically acceptable salts are provided. These 6,9-disubstituted purine derivatives and their pharmaceutically acceptable salts are useful in compositions for treating mammalian cells, and especially human skin cells, in order to ameliorate the adverse effects of aging, treat skin disease states, treat immunological responses resulting from or associated with inflammation, and the like.

6,9-DISUBSTITUTED PURINE DERIVATIVES AND
THEIR USE AS COSMETICS AND COSMETIC COMPOSITIONS

Cross-Reference to Related Application

This application is a continuation-in-part of and claims benefit to U.S. Application Serial No. 11/966,559, filed December 28, 2007, the contents of which are incorporated herein by reference in their entirety.

5

Technical Field

The invention relates to 6,9-disubstituted purine derivatives as well as their use as, or in, cosmetics and/or cosmetic preparations.

Background Art

In recent years, 6-substituted aminopurines have assumed
10 considerable biochemical significance. Some compounds of this type promote plant growth and belong to the group of growth regulators termed cytokinins (Letham, Ann. Rev. Plant. Physiol. 18, 349, 1967). In cytokinin bioassays based on induction of cell division in plant tissue cultures, the most active compounds is the naturally occurring cytokinin *trans*-zeatin (6-((E)-4-hydroxy-3-methylbut-2-
15 enylamino)purine: Letham, Planta 74:228,1967). Cytokinins closely related to zeatin occur as bases in soluble RNA (Skoog et al., Science 154:1354, 1966). In the serine and tyrosine RNAs of yeast, plants, and animals the cytokinin is adjacent to the anticodon. The growth of mammalian cell cultures is inhibited by certain N⁶-substituted adenosines with cytokinin activity (Grace et al.,
20 Proc.Am.Assoc.Cancer Res. 8:23, 1967). After the discovery of kinetin (Miller et al., J. Amer. Chem. Soc. 77:1392, 1955), there was a flurry of activity that led to the finding of 6-benzylaminopurine (BA), an active and easily obtainable cytokinin. Much research into cytokinin physiology was subsequently done with this substance.

25

Alkylation of natural cytokinins at position 9 of the purine nucleus may occur in plants. Lupinic acid, a zeatin conjugated at N9 with the amino acid alanine, was the first detected metabolite of this type (MacLeod et al., J. Org. Chem. 41: 3959, 1976; Duke et al., Phytochemistry 18:819, 1978; Parker

et al., *Planta* 142:239, 1978). Later, the corresponding 9-alanyl derivative was identified as a metabolite of BA in bean seedlings (Letham et al., *Phytochemistry* 17:2053, 1979; Zhang et al., *J. Plant Growth Regul.* 8:181, 1989). Like 9-alanyl zeatin, it exhibited low biological activity and higher stability than the
5 corresponding bases (Parker et al., *Planta* 142:239, 1978; Palni et al., *Planta* 160:242, 1984; Zhang et al., *J. Plant Growth Regul.* 8:181, 1989). The minimisation of BA conjugation has been of both biotechnological and agronomic interest for some time (see, e.g., Zhang et al., *J. Plant Growth Regul.* 8:181, 1989; Werbrouck et al., *Physiol. Plant.* 98:291, 1996). 9-Substituted BA
10 derivatives which slowly release free BA may possess enhanced cytokinin activities (e.g., senescence retarding, *in vitro* morphogenesis, cell division stimulating, etc.) since these compounds are not directly subject to inactivation by conjugation.

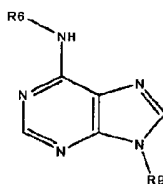
A number of 9-substituted cytokinin derivatives have been
15 reported but their structure activity relationships still remain an enigma. The most effective 9-alkyl derivatives developed so far are 9-(2-tetrahydropyranyl)-BA (van Overbeek et al., *Science* 156:1497, 1967) and 9-(2-tetrahydrofuranyl)-BA (Zhang et al., *J. Plant Growth Regul.* 8:181, 1989), which both proved to be considerably more active than BA in evoking several growth responses. Since the
20 tetrahydropyranyl group is readily cleaved by acid hydrolysis, it had been suggested that the high biological activity of 9-(2-tetrahydropyranyl)-N⁶-alkyladenines is probably a consequence of slow cleavage of the 9-substituent (Young et al., *Phytochemistry* 8:1199, 1969). Subsequently, Fox et al. (*Plant Physiol.* 47:275, 1971) studied the metabolism of the less active 9-methyl-BA in
25 tobacco and soybean callus tissue and demonstrated rapid conversion to several products. The metabolites were not identified definitively, although it was proposed that conversion to free BA occurred. Pietrafesa et al., (*Physiol. Plant.* 53:249, 1981) examined the metabolism of 9-methyl-BA in germinating lettuce seed and suggested formation of BAR and BAR5'P on the basis of
30 chromatographic data. Nevertheless, free BA was not detected. Finally, the application of a 9-(2-tetrahydropyranyl)- and a 9-(2-tetrahydrofuranyl)-BA, assessed for their ability to retard soybean leaf senescence, led to release of free

BA (Zhang et al., J. Plant Growth Regul. 8:181, 1989). Both compounds were also debenzylated to adenine substituted with 9-tetrahydropyranyl and 9-tetrahydrofuranyl moiety, respectively. The observed high activity of these 6-benzylamino-9-alkylpurines could be a consequence of their ability to release the free base and to maintain an optimal concentration of the free base over a prolonged period (Zhang et al., J. Plant Growth Regul. 8:181, 1989). Thus, the susceptibility to enzymatic dealkylation is probably the critical factor determining the biological activity of 9-alkyl cytokinins. Hence the less active compounds (Kende et al., Plant Physiol. 43: 1244, 1968; Young et al., Phytochemistry 8:1199, 1969; Corse et al., J. Plant Growth Reg. 8:211, 1989; Motyka et al., SPB Acad Publ., ISBN 90-5103-066-5, p. 215, 1992) are probably not susceptible to cleavage of the 9-substituent and exhibit low or zero activity because of their stability. The enhanced activity of 9-alkyl-BAs relative to those of BA, can be consequently attributed to their ability to gradually release the active free base.

This invention provides growth-regulatory, differentiating, and antisenescence cytokinin analogues having improved selectivity and efficiency index (i.e., that are less toxic yet more efficacious) than analogues known heretofore.

Disclosure of the Invention

This invention provides 6,9-disubstituted purine derivatives of the general formula I



I

and their pharmaceutically acceptable salts,

wherein R6 is an alkyl, alkenyl, alkynyl, cycloalkyl, aryl, heterocycle, heterocycloalkyl, heteroalkyl, or arylalkyl group containing at least

one hydroxyl substitution thereon, and

wherein R9 is a tetrahydropyran-2-yl, tetrahydrofuran-2-yl, 4-chlorobutyl, or 1-ethoxyethyl group;

wherein alkyl denotes a branched or unbranched
5 alkyl chain containing 1 to 8 carbon atoms, which is optionally substituted independently with 1 to 7 substituents selected from the group containing hydroxyl, halogen, alkyloxy, aryloxy, alkylamino, arylamino, amino, mercapto, carboxyl, cyano, nitro, carbamoyl, sulpho, sulphamido, acylamino, acyloxy, alkylthio, arylthio, cycloalkyl,
10 alkyloxycarbonylamino, aryloxycarbonylamino, aryl, heterocycle and heteroaryl group;

wherein alkenyl denotes a branched or unbranched
alkenyl chain containing 2 to 7 carbon atoms with at least one double bond therein (e.g., vinyl, allyl, 1-propenyl, 1-methylethenyl, but-1 to 3-
15 enyl, pent-1 to 4-enyl, hex-1 to 5-enyl, hept-1 to 6-enyl, allyl, isopentenyl, dimethylallyl) being optionally substituted independently with 1 to 6 substituents selected from the group containing halogen, hydroxyl, alkyloxy, aryloxy, amino, alkylamino, arylamino, mercapto, carboxyl, cyano, nitro, carbamoyl, sulpho, sulphamido, acyl, acylamino,
20 acyloxy, alkylthio, arylthio, cycloalkyl, aryloxycarbonylamino and alkyloxycarbonylamino group,

wherein alkynyl denotes a branched or unbranched
alkynyl chain containing 2 to 7 carbon atoms with at least one triple bond therein (e.g., ethynyl, propargyl, methylethynyl, but-1 to 3-ynyl,
25 pent-1 to 4-ynyl, hex-1 to 5-ynyl, hept-1 to 6-ynyl) being optionally substituted independently with 1 to 6 substituents selected from the group containing halogen, hydroxyl, alkyloxy, aryloxy, amino, alkylamino, arylamino, mercapto, carboxyl, cyano, nitro, carbamoyl, sulpho, sulphamido, acyl, acylamino, acyloxy, alkylthio, arylthio,
30 cycloalkyl, alkyloxycarbonylamino, and aryloxycarbonylamino group;

wherein cycloalkyl denotes a monocyclic or polycyclic alkyl group containing 3 to 15 carbon atoms (e.g., cyclopropyl,

hydrogen or alkyl,

wherein sulphamido denotes the $\text{SO}_2\text{NR}_c\text{R}_c'$ group

where R_c and R_c' are independently hydrogen or alkyl,

wherein acyl denotes a $-\text{C}(\text{O})\text{R}_d$ group, wherein R_d is

5 alkyl, aryl, arylalkyl or cycloalkyl,

wherein acyloxy denotes a $-\text{O}-\text{C}(\text{O})\text{R}_e$ group where R_e is alkyl, aryl, or heterocycle,

wherein acylamino denotes a $-\text{NHCOR}_f$ group,

wherein R_f is alkyl, heterocycle, or aryl,

10 wherein alkyloxycarbonylamino denotes a $-\text{NHCOOR}_g$ group where R_g is alkyl or cycloalkyl,

wherein aryloxycarbonylamino denotes a $-\text{NHCOOR}_h$ group where R_h is aryl,

15 wherein alkyloxy denotes a $-\text{OR}_i$ group where R_i is alkyl, cycloalkyl, or arylalkyl,

wherein aryloxy denotes a $-\text{OR}_j$ group where R_j is aryl,

wherein alkylamino denotes a $-\text{NR}_k\text{R}_l$ group where R_k is hydrogen, alkyl, or heterocycle and R_l is alkyl or heterocycle,

20 wherein arylamino denotes a $-\text{NR}_m\text{R}_n$ group where R_m is hydrogen or aryl and R_n is alkyl, aryl, or heterocycle,

wherein alkylthio denotes a $-\text{SR}_o$ group where R_o is as defined above, and

25 wherein arylthio denotes a $-\text{SR}_p$ group where R_p is as defined above.

Preferred 6,9-disubstituted purine derivatives include 6-(2-hydroxycyclopropylamino)-9-(tetrahydropyran-2-yl, tetrahydrofuran-2-yl, 4-chlorobutyl, 1-ethoxyethyl)purine, 6-(3-hydroxycyclobutylamino)-9-(tetrahydropyran-2-yl, tetrahydrofuran-2-yl, 4-chlorobutyl, 1-ethoxyethyl)purine, 6-(4-hydroxycyclohexylamino)-9-(tetrahydropyran-2-yl, tetrahydrofuran-2-yl, 4-chlorobutyl, 1-ethoxyethyl)purine, 6-(2-hydroxy-3-chlorobenzylamino)-9-(tetrahydropyran-2-yl, tetrahydrofuran-2-yl, 4-chlorobutyl, 1-ethoxyethyl)purine, 6-

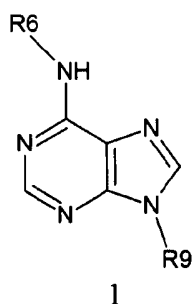
(4-hydroxy-3-chlorobenzylamino)-9-(tetrahydropyran-2-yl, tetrahydrofuran-2-yl, 4-chlorobutyl, 1-ethoxyethyl)purine, 6-(3-hydroxy-4-chlorobenzylamino)-9-(tetrahydropyran-2-yl, tetrahydrofuran-2-yl, 4-chlorobutyl, 1-ethoxyethyl)purine, 6-(2-hydroxy-3-iodobenzylamino)-9-(tetrahydropyran-2-yl, tetrahydrofuran-2-yl, 4-chlorobutyl, 1-ethoxyethyl)purine, 6-(4-hydroxy-5-iodobenzylamino)-9-(tetrahydropyran-2-yl, tetrahydrofuran-2-yl, 4-chlorobutyl, 1-ethoxyethyl)purine, 6-(3-hydroxy-4-iodobenzylamino)-9-(tetrahydropyran-2-yl, tetrahydrofuran-2-yl, 4-chlorobutyl, 1-ethoxyethyl)purine, 6-(2-hydroxy-3-bromobenzylamino)-9-(tetrahydropyran-2-yl, tetrahydrofuran-2-yl, 4-chlorobutyl, 1-ethoxyethyl)purine, 6-(4-hydroxy-3-bromobenzylamino)-9-(tetrahydropyran-2-yl, tetrahydrofuran-2-yl, 4-chlorobutyl, 1-ethoxyethyl)purine, 6-(3-hydroxy-4-bromobenzylamino)-9-(tetrahydropyran-2-yl, tetrahydrofuran-2-yl, 4-chlorobutyl, 1-ethoxyethyl)purine, 6-(2-hydroxy-3-fluorobenzylamino)-9-(tetrahydropyran-2-yl, tetrahydrofuran-2-yl, 4-chlorobutyl, 1-ethoxyethyl)purine, 6-(4-hydroxy-3-fluorobenzylamino)-9-(tetrahydropyran-2-yl, tetrahydrofuran-2-yl, 4-chlorobutyl, 1-ethoxyethyl)purine, 6-(3-hydroxy-4-fluorobenzylamino)-9-(tetrahydropyran-2-yl, tetrahydrofuran-2-yl, 4-chlorobutyl, 1-ethoxyethyl)purine, 6-(2,3-dihydroxy-4-methoxybenzylamino)-9-(tetrahydropyran-2-yl, tetrahydrofuran-2-yl, 4-chlorobutyl, 1-ethoxyethyl)purine, 6-(2,4-dihydroxy-3-methoxybenzylamino)-9-(tetrahydropyran-2-yl, tetrahydrofuran-2-yl, 4-chlorobutyl, 1-ethoxyethyl)purine, 6-(2,5-dihydroxy-4-methoxybenzylamino)-9-(tetrahydropyran-2-yl, tetrahydrofuran-2-yl, 4-chlorobutyl, 1-ethoxyethyl)purine, 6-(3,5-dihydroxy-4-chlorobenzylamino)-9-(tetrahydropyran-2-yl, tetrahydrofuran-2-yl, 4-chlorobutyl, 1-ethoxyethyl)purine, 6-(2-hydroxybenzylamino)-9-(tetrahydropyran-2-yl, tetrahydrofuran-2-yl, 4-chlorobutyl, 1-ethoxyethyl)purine, 6-(3-hydroxybenzylamino)-9-(tetrahydropyran-2-yl, tetrahydrofuran-2-yl, 4-chlorobutyl, 1-ethoxyethyl)purine, 6-(4-hydroxybenzylamino)-9-(tetrahydropyran-2-yl, tetrahydrofuran-2-yl, 4-chlorobutyl, 1-ethoxyethyl)purine, 6-(3-hydroxy-4-methoxybenzylamino)-9-(tetrahydropyran-2-yl, tetrahydrofuran-2-yl, 4-chlorobutyl, 1-ethoxyethyl)purine, 6-(3-hydroxy-5-methoxybenzylamino)-9-(tetrahydropyran-2-yl, tetrahydrofuran-2-yl, 4-chlorobutyl, 1-ethoxyethyl)purine, 6-(2-hydroxy-3-methoxybenzylamino)-9-(tetrahydropyran-2-yl, tetrahydrofuran-2-yl, 4-chlorobutyl, 1-ethoxyethyl)purine, 6-(4-hydroxy-3-

methoxybenzylamino)-9-(tetrahydropyran-2-yl, tetrahydrofuran-2-yl, 4-chlorobutyl, 1-ethoxyethyl)purine, 6-(2-hydroxy-4-methoxybenzylamino)-9-(tetrahydropyran-2-yl, tetrahydrofuran-2-yl, 4-chlorobutyl, 1-ethoxyethyl)purine, 6-(4-hydroxy-2-methoxybenzylamino)-9-(tetrahydropyran-2-yl, tetrahydrofuran-2-yl, 4-chlorobutyl, 1-ethoxyethyl)purine, 6-(3,5-dimethyl-4-hydroxybenzylamino)-9-(tetrahydropyran-2-yl, tetrahydrofuran-2-yl, 4-chlorobutyl, 1-ethoxyethyl)purine, 6-(3,5-dibromo-4-hydroxybenzylamino)-9-(tetrahydropyran-2-yl, tetrahydrofuran-2-yl, 4-chlorobutyl, 1-ethoxyethyl)purine, 4-chlorobutyl, 1-ethoxyethyl)purine, 6-(3-hydroxymethyl-3-methylallyl)amino)-9-(tetrahydropyran-2-yl, tetrahydrofuran-2-yl, 4-chlorobutyl, 1-ethoxyethyl)purine, 6-(Z)-(4-hydroxy-3-methylbut-2-en-1-ylamino)-9-(tetrahydropyran-2-yl, tetrahydrofuran-2-yl, 4-chlorobutyl, 1-ethoxyethyl)purine, 6-(E)-(4-hydroxy-3-methylbut-2-en-1-ylamino)-9-(tetrahydropyran-2-yl, tetrahydrofuran-2-yl, 4-chlorobutyl, 1-ethoxyethyl)purine, 6-(Z)-(1'-methyl-4-hydroxy-3-methylbut-2-en-1-ylamino)-9-(tetrahydropyran-2-yl, tetrahydrofuran-2-yl, 4-chlorobutyl, 1-ethoxyethyl)purine, 6-(E)-(1'-methyl-4-hydroxy-3-methylbut-2-en-1-ylamino)-9-(tetrahydropyran-2-yl, tetrahydrofuran-2-yl, 4-chlorobutyl, 1-ethoxyethyl)purine, 6-(4-hydroxy-3-methylbutylamino)-9-(tetrahydropyran-2-yl, tetrahydrofuran-2-yl, 4-chlorobutyl, 1-ethoxyethyl)purine, 6-(1'-methyl-4-hydroxy-3-methylbutylamino)-9-(tetrahydropyran-2-yl, tetrahydrofuran-2-yl, 4-chlorobutyl, 1-ethoxyethyl)purine, 6-(2-hydroxy-3-pyridylamino)-9-(tetrahydropyran-2-yl, tetrahydrofuran-2-yl, 4-chlorobutyl, 1-ethoxyethyl)purine, 6-(3-hydroxy-4-pyridylamino)-9-(tetrahydropyran-2-yl, tetrahydrofuran-2-yl, 4-chlorobutyl, 1-ethoxyethyl)purine, 6-(2-hydroxy-4-morfolinylamino)-9-(tetrahydropyran-2-yl, tetrahydrofuran-2-yl, 4-chlorobutyl, 1-ethoxyethyl)purine, 6-(3-hydroxy-1-pyrrolidinylamino)-9-(tetrahydropyran-2-yl, tetrahydrofuran-2-yl, 4-chlorobutyl, 1-ethoxyethyl)purine, 6-(4-hydroxy-2-methylanilino)-9-(tetrahydropyran-2-yl, tetrahydrofuran-2-yl, 4-chlorobutyl, 1-ethoxyethyl)purine, 6-(4-hydroxy-3-methylanilino)-9-(tetrahydropyran-2-yl, tetrahydrofuran-2-yl, 4-chlorobutyl, 1-ethoxyethyl)purine, 6-(4-hydroxy-6-methylanilino)-9-(tetrahydropyran-2-yl, tetrahydrofuran-2-yl, 4-chlorobutyl, 1-ethoxyethyl)purine, 6-(3-carboxy-4-hydroxyanilino)-9-(tetrahydropyran-2-yl, tetrahydrofuran-2-yl, 4-chlorobutyl, 1-ethoxyethyl)purine, 6-(4-hydroxy-2-methoxyanilino)-9-(tetrahydropyran-2-yl,

tetrahydrofuran-2-yl, 4-chlorobutyl, 1-ethoxyethyl)purine, 6-(4-hydroxy-3-methoxyanilino)-9-(tetrahydropyran-2-yl, tetrahydrofuran-2-yl, 4-chlorobutyl, 1-ethoxyethyl)purine and their pharmaceutically acceptable salts.

Particularly preferred 6,9-disubstituted purine derivatives include 6-(4-hydroxybenzylamino)-9-(tetrahydropyran-2-yl, tetrahydrofuran-2-yl, 4-chlorobutyl, 1-ethoxyethyl)purine, 6-(4-hydroxy-3-methoxybenzylamino)-9-(tetrahydropyran-2-yl, tetrahydrofuran-2-yl, 4-chlorobutyl, 1-ethoxyethyl)purine, 6-(E)-(4-hydroxy-3-methylbut-2-en-1-ylamino)-9-(tetrahydropyran-2-yl, tetrahydrofuran-2-yl, 4-chlorobutyl, 1-ethoxyethyl)purine, 6-(E)-(1'-methyl-4-hydroxy-3-methylbut-2-en-1-ylamino)-9-(tetrahydropyran-2-yl, tetrahydrofuran-2-yl, 4-chlorobutyl, 1-ethoxyethyl)purine, 6-(4-hydroxy-3-methylbutylamino)-9-(tetrahydropyran-2-yl, tetrahydrofuran-2-yl, 4-chlorobutyl, 1-ethoxyethyl)purine, 6-(1'-methyl-4-hydroxy-3-methylbutylamino)-9-(tetrahydropyran-2-yl, tetrahydrofuran-2-yl, 4-chlorobutyl, 1-ethoxyethyl)purine, 6-(4-hydroxy-3-methylanilino)-9-(tetrahydropyran-2-yl, tetrahydrofuran-2-yl, 4-chlorobutyl, 1-ethoxyethyl)purine, 6-(4-hydroxy-3-methoxyanilino)-9-(tetrahydropyran-2-yl, tetrahydrofuran-2-yl, 4-chlorobutyl, 1-ethoxyethyl)purine, and their pharmaceutically acceptable salts.

In a first aspect, the present invention provides a method for improving the cosmetic appearance of human skin, said method comprising applying to human skin a composition containing an effective amount of one or more 6,9-disubstituted-purine derivatives of the general formula 1



and their pharmaceutically acceptable salts,

wherein R6 is an alkyl, alkenyl, alkynyl, cycloalkyl, aryl, heterocycle, heterocycloalkyl, heteroalkyl, or arylalkyl group containing at least one hydroxyl substitution thereon, and wherein R9 is a tetrahydropyran-2-yl, tetrahydrofuran-2-yl, 4-chlorobutyl, or 1-ethoxyethyl group;

wherein alkyl denotes a branched or unbranched alkyl chain containing 1 to 8 carbon atoms, which is optionally substituted independently with 1 to 7 substituents selected from the group consisting of hydroxyl, halogen, alkyloxy, aryloxy, alkylamino, arylamino, amino, mercapto, carboxyl, cyano, nitro, carbamoyl, sulpho, sulphamido, acylamino, acyloxy, alkylthio, arylthio, cycloalkyl, alkyloxycarbonylamino, aryloxycarbonylamino, aryl, heterocycle, and heteroaryl;

wherein alkenyl denotes a branched or unbranched alkenyl chain containing 2 to 7 carbon atoms with at least one double bond therein, which is optionally substituted independently with 1 to 6 substituents selected from the group containing halogen, hydroxyl, alkyloxy, aryloxy, amino, alkylamino, arylamino, mercapto, carboxyl, cyano, nitro, carbamoyl, sulpho, sulphamido, acyl, acylamino, acyloxy, alkylthio, arylthio, cycloalkyl, aryloxycarbonylamino and alkyloxycarbonylamino group,

wherein alkynyl denotes a branched or unbranched alkynyl chain containing 2 to 7 carbon atoms with at least one triple bond therein, which is optionally substituted independently with 1 to 6 substituents selected from the group consisting of halogen, hydroxyl, alkyloxy, aryloxy, amino, alkylamino, arylamino, mercapto, carboxyl, cyano, nitro, carbamoyl, sulpho, sulphamido, acyl, acylamino, acyloxy, alkylthio, arylthio, cycloalkyl, alkyloxycarbonylamino, and aryloxycarbonylamino group;

wherein cycloalkyl denotes a monocyclic or polycyclic alkyl group containing 3 to 15 carbon atoms, which is optionally substituted independently with 1 to 7 substituents selected from the group consisting of halogen, hydroxyl, alkyloxy, aryloxy, amino, alkylamino, arylamino, mercapto, carboxyl, cyano, nitro, carbamoyl, sulpho, sulphamido, acyl, acylamino, acyloxy, alkylthio, arylthio, aryloxycarbonylamino, and alkyloxycarbonylamino group;

wherein aryl denotes an aromatic carbocyclic group containing 6 to 18 carbon atoms with at least one aromatic ring or a multiple condensed ring with at least one aromatic ring, which is substituted independently with 1 to 7 substituents selected from the group consisting of halogen, hydroxyl, alkyloxy, aryloxy, amino, alkylamino, arylamino, mercapto, carboxyl, cyano, nitro, carbamoyl, sulpho, sulphamido, acyl, acylamino, acyloxy, alkylthio, arylthio, cycloalkyl, aryloxycarbonylamino and alkyloxycarbonylamino group;

wherein heterocycle denotes a heterocyclic group containing 4 to 9 carbon atoms and at least one heteroatom selected from the group consisting of oxygen atom, sulphur atom, and nitrogen atom, which is optionally substituted independently with 1 to 7 substituents selected from the group consisting of alkyl, halogen, hydroxyl, alkyloxy, aryloxy, amino, alkylamino, arylamino, mercapto, carboxyl, cyano, nitro, carbamoyl, sulpho, sulphamido, acyl, acylamino, acyloxy, alkylthio, arylthio, cycloalkyl, aryloxycarbonylamino, and alkyloxycarbonylamino group;

wherein heteroaryl denotes a heterocycle in which at least one heterocyclic ring is aromatic, which is optionally substituted independently with 1 to 7 substituents selected from the group consisting of alkyl, halogen, hydroxyl, alkyloxy, aryloxy, amino, alkylamino, arylamino, mercapto, carboxyl, cyano, nitro, carbamoyl, sulpho, sulphamido, acyl, acylamino, acyloxy, alkylthio, arylthio, cycloalkyl, aryloxycarbonylamino, and alkyloxycarbonylamino group;

wherein heterocycloalkyl denotes a $-R_a$ -Het group where Het is a heterocycle group and R_a is an alkyl group, which is optionally substituted independently with 1 to 7 substituents selected from the group consisting of alkyl, halogen, hydroxyl, alkyloxy, aryloxy, amino, alkylamino, arylamino, mercapto, carboxyl, cyano, nitro, carbamoyl, sulpho, sulphamido, acyl, acylamino, acyloxy, alkylthio, arylthio, cycloalkyl, aryloxycarbonylamino, and alkyloxycarbonylamino group;

wherein heteroarylalkyl denotes a $-R_a$ -HetAr group where HetAr is a heteroaryl group and R_a is as defined above;

wherein arylalkyl denotes a $-R_b$ -Ar group where Ar is aryl group and R_b is a branched or unbranched alkyl chain containing 1 to 6 carbon atoms, which is optionally

substituted independently with 1 to 5 substituents selected from the group consisting of alkyl, halogen, hydroxyl, alkyloxy, aryloxy, amino, alkylamino, arylamino, mercapto, carboxyl, cyano, nitro, carbamoyl, sulpho, sulphamido, acyl, acylamino, acyloxy, alkylthio, arylthio, cycloalkyl, aryloxycarbonylamino and alkyloxycarbonylamino group;

wherein halogen denotes a fluorine, bromine, chlorine, or iodine atom,

wherein hydroxy denotes an -OH group,

wherein mercapto denotes a -SH group,

wherein amino denotes a -NH₂ group,

wherein carbamoyl denotes a -CONH₂ group,

wherein cyano denotes a -CN group,

wherein carboxyl denotes a -COOH group,

wherein nitro denotes a -NO₂ group,

wherein sulpho denotes a -SO₃R_c group where R_c is hydrogen or alkyl,

wherein sulphamido denotes the SO₂NR_cR_{c'} group where R_c and R_{c'} are independently hydrogen or alkyl,

wherein acyl denotes a -C(O)R_d group, wherein R_d is alkyl, aryl, arylalkyl or cycloalkyl,

wherein acyloxy denotes a -O-C(O)R_e group where R_e is alkyl, aryl, or heterocycle,

wherein acylamino denotes a -NHCOR_f group, wherein R_f is alkyl, heterocycle, or aryl,

wherein alkyloxycarbonylamino denotes a -NHCOOR_g group where R_g is alkyl or cycloalkyl,

wherein aryloxycarbonylamino denotes a -NHCOOR_h group where R_h is aryl,

wherein alkyloxy denotes a -OR_{h'} where R_{h'} is alkyl, cycloalkyl, or arylalkyl,

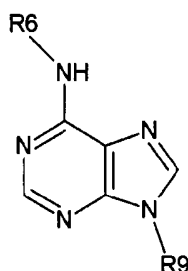
wherein aryloxy denotes a -OR_{g'} group where R_{g'} is aryl,

wherein alkylamino denotes a -NR_iR_j group where R_i is hydrogen, alkyl, or heterocycle and R_j is alkyl or heterocycle,

wherein arylamino denotes a -NR_kR_h group where R_k is hydrogen or aryl and R_h is alkyl, aryl, or heterocycle,

wherein alkylthio denotes a $-SR_h$ group where R_h is as defined above, and wherein arylthio denotes a $-SR_g$ group where R_g is as defined above.

In a second aspect, the present invention provides a cosmetic composition comprising an effective amount of one or more 6,9-disubstituted purine derivatives and one or more excipients, wherein the 6,9-disubstituted purine derivatives are of the general formula 1



1

and their pharmaceutically acceptable salts,

wherein R_6 is an alkyl, alkenyl, alkynyl, cycloalkyl, aryl, heterocycle, heterocycloalkyl, heteroalkyl, or arylalkyl group containing at least one hydroxyl substitution thereon, and

wherein R_9 is a tetrahydropyran-2-yl, tetrahydrofuran-2-yl, 4-chlorobutyl, or 1-ethoxyethyl group;

wherein alkyl denotes a branched or unbranched alkyl chain containing 1 to 8 carbon atoms, which is optionally substituted independently with 1 to 7 substituents selected from the group consisting of hydroxyl, halogen, alkyloxy, aryloxy, alkylamino, arylamino, amino, mercapto, carboxyl, cyano, nitro, carbamoyl, sulpho, sulphamido, acylamino, acyloxy, alkylthio, arylthio, cycloalkyl, alkyloxycarbonylamino, aryloxycarbonylamino, aryl, heterocycle, and heteroaryl;

wherein alkenyl denotes a branched or unbranched alkenyl chain containing 2 to 7 carbon atoms with at least one double bond therein, which is optionally substituted independently with 1 to 6 substituents selected from the group containing halogen, hydroxyl, alkyloxy, aryloxy, amino, alkylamino, arylamino, mercapto, carboxyl, cyano, nitro, carbamoyl, sulpho, sulphamido, acyl, acylamino, acyloxy, alkylthio, arylthio, cycloalkyl, aryloxycarbonylamino and alkyloxycarbonylamino group,

wherein alkynyl denotes a branched or unbranched alkynyl chain containing 2 to 7 carbon atoms with at least one triple bond therein, which is optionally substituted independently with 1 to 6 substituents selected from the group consisting of halogen, hydroxyl, alkyloxy, aryloxy, amino, alkylamino, arylamino, mercapto, carboxyl, cyano, nitro, carbamoyl, sulpho, sulphamido, acyl, acylamino, acyloxy, alkylthio, arylthio, cycloalkyl, alkyloxycarbonylamino, and aryloxycarbonylamino group;

wherein cycloalkyl denotes a monocyclic or polycyclic alkyl group containing 3 to 15 carbon atoms, which is optionally substituted independently with 1 to 7 substituents selected from the group consisting of halogen, hydroxyl, alkyloxy, aryloxy, amino, alkylamino, arylamino, mercapto, carboxyl, cyano, nitro, carbamoyl, sulpho, sulphamido, acyl, acylamino, acyloxy, alkylthio, arylthio, aryloxycarbonylamino, and alkyloxycarbonylamino group;

wherein aryl denotes an aromatic carbocyclic group containing 6 to 18 carbon atoms with at least one aromatic ring or a multiple condensed ring with at least one aromatic ring, which is substituted independently with 1 to 7 substituents selected from the group consisting of halogen, hydroxyl, alkyloxy, aryloxy, amino, alkylamino, arylamino, mercapto, carboxyl, cyano, nitro, carbamoyl, sulpho, sulphamido, acyl, acylamino, acyloxy, alkylthio, arylthio, cycloalkyl, aryloxycarbonylamino and alkyloxycarbonylamino group;

wherein heterocycle denotes a heterocyclic group containing 4 to 9 carbon atoms and at least one heteroatom selected from the group consisting of oxygen atom, sulphur atom, and nitrogen atom, which is optionally substituted independently with 1 to 7 substituents selected from the group consisting of alkyl, halogen, hydroxyl, alkyloxy, aryloxy, amino, alkylamino, arylamino, mercapto, carboxyl, cyano, nitro, carbamoyl, sulpho, sulphamido, acyl, acylamino, acyloxy, alkylthio, arylthio, cycloalkyl, aryloxycarbonylamino, and alkyloxycarbonylamino group;

wherein heteroaryl denotes a heterocycle in which at least one heterocyclic ring is aromatic, which is optionally substituted independently with 1 to 7 substituents selected from the group consisting of alkyl, halogen, hydroxyl, alkyloxy, aryloxy, amino, alkylamino, arylamino, mercapto, carboxyl, cyano, nitro, carbamoyl, sulpho, sulphamido,

acyl, acylamino, acyloxy, alkylthio, arylthio, cycloalkyl, aryloxycarbonylamino, and alkyloxycarbonylamino group;

wherein heterocycloalkyl denotes a $-R_a$ -Het group where Het is a heterocycle group and R_a is an alkyl group, which is optionally substituted independently with 1 to 7 substituents selected from the group consisting of alkyl, halogen, hydroxyl, alkyloxy, aryloxy, amino, alkylamino, arylamino, mercapto, carboxyl, cyano, nitro, carbamoyl, sulpho, sulphamido, acyl, acylamino, acyloxy, alkylthio, arylthio, cycloalkyl, aryloxycarbonylamino, and alkyloxycarbonylamino group;

wherein heteroarylalkyl denotes a $-R_a$ -HetAr group where HetAr is a heteroaryl group and R_a is as defined above;

wherein arylalkyl denotes a $-R_b$ -Ar group where Ar is aryl group and R_b is a branched or unbranched alkyl chain containing 1 to 6 carbon atoms, which is optionally substituted independently with 1 to 5 substituents selected from the group consisting of alkyl, halogen, hydroxyl, alkyloxy, aryloxy, amino, alkylamino, arylamino, mercapto, carboxyl, cyano, nitro, carbamoyl, sulpho, sulphamido, acyl, acylamino, acyloxy, alkylthio, arylthio, cycloalkyl, aryloxycarbonylamino and alkyloxycarbonylamino group;

wherein halogen denotes a fluorine, bromine, chlorine, or iodine atom,

wherein hydroxy denotes an -OH group,

wherein mercapto denotes a -SH group,

wherein amino denotes a $-NH_2$ group,

wherein carbamoyl denotes a $-CONH_2$ group,

wherein cyano denotes a -CN group,

wherein carboxyl denotes a -COOH group,

wherein nitro denotes a $-NO_2$ group,

wherein sulpho denotes a $-SO_3R_c$ group where R_c is hydrogen or alkyl, wherein sulphamido denotes the $SO_2NR_cR_{c'}$ group where R_c and $R_{c'}$ are independently hydrogen or alkyl,

wherein acyl denotes a $-C(O)R_d$ group, wherein R_d is alkyl, aryl, arylalkyl or cycloalkyl,

wherein acyloxy denotes a $-O-C(O)R_e$ group where R_e is alkyl, aryl, or heterocycle, wherein acylamino denotes a $-NHCOR_f$ group, wherein R_f is alkyl, heterocycle, or aryl,

wherein alkyloxycarbonylamino denotes a $-NHCOOR_g$ group where R_g is alkyl or cycloalkyl,

wherein aryloxycarbonylamino denotes a $-NHCOOR_h$ group where R_h is aryl,

wherein alkyloxy denotes a $-OR_{h'}$ where $R_{h'}$ is alkyl, cycloalkyl, or arylalkyl,

wherein aryloxy denotes a $-OR_{g'}$ group where $R_{g'}$ is aryl,

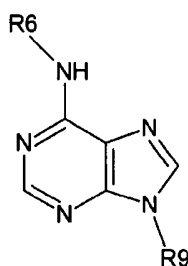
wherein alkylamino denotes a $-NR_iR_j$ group where R_i is hydrogen, alkyl, or heterocycle and R_j is alkyl or heterocycle,

wherein arylamino denotes a $-NR_kR_h$ group where R_k is hydrogen or aryl and R_h is alkyl, aryl, or heterocycle,

wherein alkylthio denotes a $-SR_{h'}$ group where $R_{h'}$ is as defined above, and

wherein arylthio denotes a $-SR_{g'}$ group where $R_{g'}$ is as defined above.

In a third aspect, the present invention provides a method for inhibiting ageing or senescence of mammalian epidermal cells, said method comprising applying a composition to the mammalian epidermal cells, wherein composition comprises an effective amount of one or more 6,9-disubstituted purine derivatives and one or more excipients and wherein the 6,9-disubstituted purine derivatives are of the general formula 1



1

and their pharmaceutically acceptable salts,

wherein R6 is an alkyl, alkenyl, alkynyl, cycloalkyl, aryl, heterocycle, heterocycloalkyl, heteroalkyl, or arylalkyl group containing at least one hydroxyl substitution thereon, and

wherein R9 is a tetrahydropyran-2-yl, tetrahydrofuran-2-yl, 4-chlorobutyl, or 1-ethoxyethyl group;

wherein alkyl denotes a branched or unbranched alkyl chain containing 1 to 8 carbon atoms, which is optionally substituted independently with 1 to 7 substituents selected from the group consisting of hydroxyl, halogen, alkyloxy, aryloxy, alkylamino, arylamino, amino, mercapto, carboxyl, cyano, nitro, carbamoyl, sulpho, sulphamido, acylamino, acyloxy, alkylthio, arylthio, cycloalkyl, alkyloxycarbonylamino, aryloxycarbonylamino, aryl, heterocycle, and heteroaryl;

wherein alkenyl denotes a branched or unbranched alkenyl chain containing 2 to 7 carbon atoms with at least one double bond therein, which is optionally substituted independently with 1 to 6 substituents selected from the group containing halogen, hydroxyl, alkyloxy, aryloxy, amino, alkylamino, arylamino, mercapto, carboxyl, cyano, nitro, carbamoyl, sulpho, sulphamido, acyl, acylamino, acyloxy, alkylthio, arylthio, cycloalkyl, aryloxycarbonylamino and alkyloxycarbonylamino group,

wherein alkynyl denotes a branched or unbranched alkynyl chain containing 2 to 7 carbon atoms with at least one triple bond therein, which is optionally substituted independently with 1 to 6 substituents selected from the group consisting of halogen, hydroxyl, alkyloxy, aryloxy, amino, alkylamino, arylamino, mercapto, carboxyl, cyano, nitro, carbamoyl, sulpho, sulphamido, acyl, acylamino, acyloxy, alkylthio, arylthio, cycloalkyl, alkyloxycarbonylamino, and aryloxycarbonylamino group;

wherein cycloalkyl denotes a monocyclic or polycyclic alkyl group containing 3 to 15 carbon atoms, which is optionally substituted independently with 1 to 7 substituents selected from the group consisting of halogen, hydroxyl, alkyloxy, aryloxy, amino, alkylamino, arylamino, mercapto, carboxyl, cyano, nitro, carbamoyl, sulpho, sulphamido, acyl, acylamino, acyloxy, alkylthio, arylthio, aryloxycarbonylamino, and alkyloxycarbonylamino group;

wherein aryl denotes an aromatic carbocyclic group containing 6 to 18 carbon atoms with at least one aromatic ring or a multiple condensed ring with at least one aromatic ring, which is substituted independently with 1 to 7 substituents selected from the group

consisting of halogen, hydroxyl, alkyloxy, aryloxy, amino, alkylamino, arylamino, mercapto, carboxyl, cyano, nitro, carbamoyl, sulpho, sulphamido, acyl, acylamino, acyloxy, alkylthio, arylthio, cycloalkyl, aryloxycarbonylamino and alkyloxycarbonylamino group;

wherein heterocycle denotes a heterocyclic group containing 4 to 9 carbon atoms and at least one heteroatom selected from the group consisting of oxygen atom, sulphur atom, and nitrogen atom, which is optionally substituted independently with 1 to 7 substituents selected from the group consisting of alkyl, halogen, hydroxyl, alkyloxy, aryloxy, amino, alkylamino, arylamino, mercapto, carboxyl, cyano, nitro, carbamoyl, sulpho, sulphamido, acyl, acylamino, acyloxy, alkylthio, arylthio, cycloalkyl, aryloxycarbonylamino, and alkyloxycarbonylamino group;

wherein heteroaryl denotes a heterocycle in which at least one heterocyclic ring is aromatic, which is optionally substituted independently with 1 to 7 substituents selected from the group consisting of alkyl, halogen, hydroxyl, alkyloxy, aryloxy, amino, alkylamino, arylamino, mercapto, carboxyl, cyano, nitro, carbamoyl, sulpho, sulphamido, acyl, acylamino, acyloxy, alkylthio, arylthio, cycloalkyl, aryloxycarbonylamino, and alkyloxycarbonylamino group;

wherein heterocycloalkyl denotes a $-R_a$ -Het group where Het is a heterocycle group and R_a is an alkyl group, which is optionally substituted independently with 1 to 7 substituents selected from the group consisting of alkyl, halogen, hydroxyl, alkyloxy, aryloxy, amino, alkylamino, arylamino, mercapto, carboxyl, cyano, nitro, carbamoyl, sulpho, sulphamido, acyl, acylamino, acyloxy, alkylthio, arylthio, cycloalkyl, aryloxycarbonylamino, and alkyloxycarbonylamino group;

wherein heteroarylalkyl denotes a $-R_a$ -HetAr group where HetAr is an heteroaryl group and R_a is as defined above;

wherein arylalkyl denotes a $-R_b$ -Ar group where Ar is aryl group and R_b is a branched or unbranched alkyl chain containing 1 to 6 carbon atoms, which is optionally substituted independently with 1 to 5 substituents selected from the group consisting of alkyl, halogen, hydroxyl, alkyloxy, aryloxy, amino, alkylamino, arylamino, mercapto,

carboxyl, cyano, nitro, carbamoyl, sulpho, sulphamido, acyl, acylamino, acyloxy, alkylthio, arylthio, cycloalkyl, aryloxy-carbonylamino and alkyloxy-carbonylamino group;

wherein halogen denotes a fluorine, bromine, chlorine, or iodine atom,

wherein hydroxy denotes an -OH group,

wherein mercapto denotes a -SH group,

wherein amino denotes a -NH₂ group,

wherein carbamoyl denotes a -CONH₂ group,

wherein cyano denotes a -CN group,

wherein carboxyl denotes a -COOH group,

wherein nitro denotes a -NO₂ group,

wherein sulpho denotes a -SO₃R_c group where R_c is hydrogen or alkyl, wherein sulphamido denotes the SO₂NR_cR_{c'} group where R_c and R_{c'} are independently hydrogen or alkyl,

wherein acyl denotes a -C(O)R_d group, wherein R_d is alkyl, aryl, arylalkyl or cycloalkyl,

wherein acyloxy denotes a -O-C(O)R_e group where R_e is alkyl, aryl, or heterocycle,

wherein acylamino denotes a -NHCOR_f group, wherein R_f is alkyl, heterocycle, or aryl,

wherein alkyloxy-carbonylamino denotes a -NHCOOR_g group where R_g is alkyl or cycloalkyl,

wherein aryloxy-carbonylamino denotes a -NHCOOR_h group where R_h is aryl,

wherein alkyloxy denotes a -OR_{h'} where R_{h'} is alkyl, cycloalkyl, or arylalkyl,

wherein aryloxy denotes a -OR_{g'} group where R_{g'} is aryl,

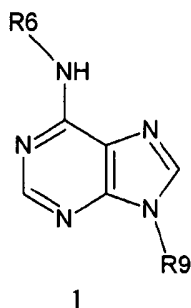
wherein alkylamino denotes a -NR_iR_j group where R_i is hydrogen, alkyl, or heterocycle and R_j is alkyl or heterocycle,

wherein arylamino denotes a -NR_kR_h group where R_k is hydrogen or aryl and R_h is alkyl, aryl, or heterocycle,

wherein alkylthio denotes a -SR_{h'} group where R_{h'} is as defined above, and

wherein arylthio denotes a -SR_{g'} group where R_{g'} is as defined above.

In a fourth aspect, the present invention provides a method for treating skin disease states in a mammal, said method comprising an effective amount of one or more 6,9-disubstituted purine derivatives of the general formula 1, or their pharmaceutically acceptable salts,



to the skin of the mammal associated with the skin disease states;

wherein R6 is an alkyl, alkenyl, alkynyl, cycloalkyl, aryl, heterocycle, heterocycloalkyl, heteroalkyl, or arylalkyl group containing at least one hydroxyl substitution thereon, and

wherein R9 is a tetrahydropyran-2-yl, tetrahydrofuran-2-yl, 4- chlorobutyl, or 1-ethoxyethyl group;

wherein alkyl denotes a branched or unbranched alkyl chain containing 1 to 8 carbon atoms, which is optionally substituted independently with 1 to 7 substituents selected from the group consisting of hydroxyl, halogen, alkyloxy, aryloxy, alkylamino, arylamino, amino, mercapto, carboxyl, cyano, nitro, carbamoyl, sulpho, sulphamido, acylamino, acyloxy, alkylthio, arylthio, cycloalkyl, alkyloxycarbonylamino, aryloxycarbonylamino, aryl, heterocycle, and heteroaryl;

wherein alkenyl denotes a branched or unbranched alkenyl chain containing 2 to 7 carbon atoms with at least one double bond therein, which is optionally substituted independently with 1 to 6 substituents selected from the group containing halogen, hydroxyl, alkyloxy, aryloxy, amino, alkylamino, arylamino, mercapto, carboxyl, cyano, nitro, carbamoyl, sulpho, sulphamido, acyl, acylamino, acyloxy, alkylthio, arylthio, cycloalkyl, aryloxycarbonylamino and alkyloxycarbonylamino group,

wherein alkynyl denotes a branched or unbranched alkynyl chain containing 2 to 8 carbon atoms with at least one triple bond therein, which is optionally substituted independently with 1 to 6 substituents selected from the group consisting of halogen,

hydroxyl, alkyloxy, aryloxy, amino, alkylamino, arylamino, mercapto, carboxyl, cyano, nitro, carbamoyl, sulpho, sulphamido, acyl, acylamino, acyloxy, alkylthio, arylthio, cycloalkyl, alkyloxycarbonylamino, and aryloxycarbonylamino group;

wherein cycloalkyl denotes a monocyclic or polycyclic alkyl group containing 3 to 15 carbon atoms, which is optionally substituted independently with 1 to 7 substituents selected from the group consisting of halogen, hydroxyl, alkyloxy, aryloxy, amino, alkylamino, arylamino, mercapto, carboxyl, cyano, nitro, carbamoyl, sulpho, sulphamido, acyl, acylamino, acyloxy, alkylthio, arylthio, cycloalkyl aryloxycarbonylamino, and alkyloxycarbonylamino group;

wherein aryl denotes an aromatic carbocyclic group containing 6 to 18 carbon atoms with at least one aromatic ring or a multiple condensed ring with at least one aromatic ring, which is substituted independently with 1 to 7 substituents selected from the group consisting of halogen, hydroxyl, alkyloxy, aryloxy, amino, alkylamino, arylamino, mercapto, carboxyl, cyano, nitro, carbamoyl, sulpho, sulphamido, acyl, acylamino, acyloxy, alkylthio, arylthio, cycloalkyl, aryloxycarbonylamino and alkyloxycarbonylamino group;

wherein heterocycle denotes a heterocyclic group containing 4 to 9 carbon atoms and at least one heteroatom selected from the group consisting of oxygen atom, sulphur atom, and nitrogen atom, which is optionally substituted independently with 1 to 7 substituents selected from the group consisting of alkyl, halogen, hydroxyl, alkyloxy, aryloxy, amino, alkylamino, arylamino, mercapto, carboxyl, cyano, nitro, carbamoyl, sulpho, sulphamido, acyl, acylamino, acyloxy, alkylthio, arylthio, cycloalkyl, aryloxycarbonylamino, and alkyloxycarbonylamino group;

wherein heteroaryl denotes a heterocycle in which at least one heterocyclic ring is aromatic, which is optionally substituted independently with 1 to 7 substituents selected from the group consisting of alkyl, halogen, hydroxyl, alkyloxy, aryloxy, amino, alkylamino, arylamino, mercapto, carboxyl, cyano, nitro, carbamoyl, sulpho, sulphamido, acyl, acylamino, acyloxy, alkylthio, arylthio, cycloalkyl, aryloxycarbonylamino, and alkyloxycarbonylamino group;

wherein heterocycloalkyl denotes a $-R_a$ -Het group where Het is a heterocycle group and R_a is an alkyl group, which is optionally substituted independently with 1 to 7 substituents selected from the group consisting of alkyl, halogen, hydroxyl, alkyloxy, aryloxy, amino, alkylamino, arylamino, mercapto, carboxyl, cyano, nitro, carbamoyl, sulpho, sulphamido, acyl, acylamino, acyloxy, alkylthio, arylthio, cycloalkyl, aryloxycarbonylamino, and alkyloxycarbonylamino group;

wherein heteroarylalkyl denotes a $-R_a$ -HetAr group where HetAr is a heteroaryl group and R_a is as defined above;

wherein arylalkyl denotes a $-R_b$ -Ar group where Ar is an aryl group and R_b is a branched or unbranched alkyl chain containing 1 to 6 carbon atoms, which is optionally substituted independently with 1 to 5 substituents selected from the group consisting of alkyl, halogen, hydroxyl, alkyloxy, aryloxy, amino, alkylamino, arylamino, mercapto, carboxyl, cyano, nitro, carbamoyl, sulpho, sulphamido, acyl, acylamino, acyloxy, alkylthio, arylthio, cycloalkyl, aryloxycarbonylamino and alkyloxycarbonylamino group;

wherein halogen denotes a fluorine, bromine, chlorine, or iodine atom,

wherein hydroxy denotes an -OH group,

wherein mercapto denotes a -SH group,

wherein amino denotes a $-NH_2$ group,

wherein carbamoyl denotes a $-CONH_2$ group,

wherein cyano denotes a -CN group,

wherein carboxyl denotes a -COOH group,

wherein nitro denotes a $-NO_2$ group,

wherein sulpho denotes a $-SO_3R_c$ group where R_c is hydrogen or alkyl,

wherein sulphamido denotes the $SO_2NR_cR_{c'}$ group where R_c and $R_{c'}$ are independently hydrogen or alkyl,

wherein acyl denotes a $-C(O)R_d$ group, wherein R_d is alkyl, aryl, arylalkyl or cycloalkyl,

wherein acyloxy denotes a $-O-C(O)R_e$ group where R_e is alkyl, aryl, or heterocycle,

wherein acylamino denotes a $-NHCOR_f$ group, wherein R_f is alkyl, heterocycle, or aryl,

wherein alkyloxycarbonylamino denotes a $-NHCOOR_g$ group where R_g is alkyl or cycloalkyl,

wherein aryloxycarbonylamino denotes a $-NHCOOR_h$ group where R_h is aryl,

wherein alkyloxy denotes a $-OR_h$, where R_h is alkyl, cycloalkyl, or arylalkyl,

wherein aryloxy denotes a $-OR_g$ group where R_g is aryl,

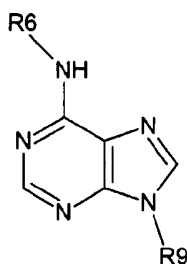
wherein alkylamino denotes a $-NR_iR_j$ group where R_i is hydrogen, alkyl, or heterocycle and R_j is alkyl or heterocycle,

wherein arylamino denotes a $-NR_kR_h$ group where R_k is hydrogen or aryl and R_h is alkyl, aryl, or heterocycle,

wherein alkylthio denotes a $-SR_h$ group where R_h is as defined above, and

wherein arylthio denotes a $-SR_g$ group where R_g is as defined above.

In a fifth aspect, the present invention provides a method for treating immunological responses resulting from, or associated with, inflammation on mammalian skin, said method comprising applying an effective amount of one or more 6,9-disubstituted derivatives to the mammalian skin, wherein the one or more 6,9-disubstituted purine derivatives are of the general formula 1



1

and their pharmaceutically acceptable salts,

wherein R_6 is an alkyl, alkenyl, alkynyl, cycloalkyl, aryl, heterocycle, heterocycloalkyl, heteroalkyl, or arylalkyl group containing at least one hydroxyl substitution thereon, and

wherein R9 is a tetrahydropyran-2-yl, tetrahydrofuran-2-yl, 4-chlorobutyl, or 1-ethoxyethyl group;

wherein alkyl denotes a branched or unbranched alkyl chain containing 1 to 8 carbon atoms, which is optionally substituted independently with 1 to 7 substituents selected from the group consisting of hydroxyl, halogen, alkyloxy, aryloxy, alkylamino, arylamino, amino, mercapto, carboxyl, cyano, nitro, carbamoyl, sulpho, sulphamido, acylamino, acyloxy, alkylthio, arylthio, cycloalkyl, alkyloxycarbonylamino, aryloxycarbonylamino, aryl, heterocycle, and heteroaryl;

wherein alkenyl denotes a branched or unbranched alkenyl chain containing 2 to 7 carbon atoms with at least one double bond therein, which is optionally substituted independently with 1 to 6 substituents selected from the group containing halogen, hydroxyl, alkyloxy, aryloxy, amino, alkylamino, arylamino, mercapto, carboxyl, cyano, nitro, carbamoyl, sulpho, sulphamido, acyl, acylamino, acyloxy, alkylthio, arylthio, cycloalkyl, aryloxycarbonylamino and alkyloxycarbonylamino group,

wherein alkynyl denotes a branched or unbranched alkynyl chain containing 2 to 7 carbon atoms with at least one triple bond therein, which is optionally substituted independently with 1 to 6 substituents selected from the group consisting of halogen, hydroxyl, alkyloxy, aryloxy, amino, alkylamino, arylamino, mercapto, carboxyl, cyano, nitro, carbamoyl, sulpho, sulphamido, acyl, acylamino, acyloxy, alkylthio, arylthio, cycloalkyl, alkyloxycarbonylamino, and aryloxycarbonylamino group;

wherein cycloalkyl denotes a monocyclic or polycyclic alkyl group containing 3 to 15 carbon atoms, which is optionally substituted independently with 1 to 7 substituents selected from the group consisting of halogen, hydroxyl, alkyloxy, aryloxy, amino, alkylamino, arylamino, mercapto, carboxyl, cyano, nitro, carbamoyl, sulpho, sulphamido, acyl, acylamino, acyloxy, alkylthio, arylthio, aryloxycarbonylamino, and alkyloxycarbonylamino group;

wherein aryl denotes an aromatic carbocyclic group containing 6 to 18 carbon atoms with at least one aromatic ring or a multiple condensed ring with at least one aromatic ring, which is substituted independently with 1 to 7 substituents selected from the group

consisting of halogen, hydroxyl, alkyloxy, aryloxy, amino, alkylamino, arylamino, mercapto, carboxyl, cyano, nitro, carbamoyl, sulpho, sulphamido, acyl, acylamino, acyloxy, alkylthio, arylthio, cycloalkyl, aryloxycarbonylamino and alkyloxycarbonylamino group;

wherein heterocycle denotes a heterocyclic group containing 4 to 9 carbon atoms and at least one heteroatom selected from the group consisting of oxygen atom, sulphur atom, and nitrogen atom, which is optionally substituted independently with 1 to 7 substituents selected from the group consisting of alkyl, halogen, hydroxyl, alkyloxy, aryloxy, amino, alkylamino, arylamino, mercapto, carboxyl, cyano, nitro, carbamoyl, sulpho, sulphamido, acyl, acylamino, acyloxy, alkylthio, arylthio, cycloalkyl, aryloxycarbonylamino, and alkyloxycarbonylamino group;

wherein heteroaryl denotes a heterocycle in which at least one heterocyclic ring is aromatic, which is optionally substituted independently with 1 to 7 substituents selected from the group consisting of alkyl, halogen, hydroxyl, alkyloxy, aryloxy, amino, alkylamino, arylamino, mercapto, carboxyl, cyano, nitro, carbamoyl, sulpho, sulphamido, acyl, acylamino, acyloxy, alkylthio, arylthio, cycloalkyl, aryloxycarbonylamino, and alkyloxycarbonylamino group;

wherein heterocycloalkyl denotes a $-R_a$ -Het group where Het is a heterocycle group and R_a is an alkyl group, which is optionally substituted independently with 1 to 7 substituents selected from the group consisting of alkyl, halogen, hydroxyl, alkyloxy, aryloxy, amino, alkylamino, arylamino, mercapto, carboxyl, cyano, nitro, carbamoyl, sulpho, sulphamido, acyl, acylamino, acyloxy, alkylthio, arylthio, cycloalkyl, aryloxycarbonylamino, and alkyloxycarbonylamino group;

wherein heteroarylalkyl denotes a $-R_a$ -HetAr group where HetAr is an heteroaryl group and R_a is as defined above;

wherein arylalkyl denotes a $-R_b$ -Ar group where Ar is aryl group and R_b is a branched or unbranched alkyl chain containing 1 to 6 carbon atoms, which is optionally substituted independently with 1 to 5 substituents selected from the group consisting of alkyl, halogen, hydroxyl, alkyloxy, aryloxy, amino, alkylamino, arylamino, mercapto,

carboxyl, cyano, nitro, carbamoyl, sulpho, sulphamido, acyl, acylamino, acyloxy, alkylthio, arylthio, cycloalkyl, aryloxycarbonylamino and alkyloxycarbonylamino group;

wherein halogen denotes a fluorine, bromine, chlorine, or iodine atom,

wherein hydroxy denotes an -OH group,

wherein mercapto denotes a -SH group,

wherein amino denotes a -NH₂ group,

wherein carbamoyl denotes a -CONH₂ group,

wherein cyano denotes a -CN group,

wherein carboxyl denotes a -COOH group,

wherein nitro denotes a -NO₂ group,

wherein sulpho denotes a -SO₃R_c group where R_c is hydrogen or alkyl,

wherein sulphamido denotes the SO₂NR_cR_{c'} group where R_c and R_{c'} are independently hydrogen or alkyl,

wherein acyl denotes a -C(O)R_d group, wherein R_d is alkyl, aryl, arylalkyl or cycloalkyl,

wherein acyloxy denotes a -O-C(O)R_e group where R_e is alkyl, aryl, or heterocycle,

wherein acylamino denotes a -NHCOR_f group, wherein R_f is alkyl, heterocycle, or aryl,

wherein alkyloxycarbonylamino denotes a -NHCOOR_g group where R_g is alkyl or cycloalkyl,

wherein aryloxycarbonylamino denotes a -NHCOOR_h group where R_h is aryl,

wherein alkyloxy denotes a -OR_{h'} where R_{h'} is alkyl, cycloalkyl, or arylalkyl,

wherein aryloxy denotes a -OR_{g'} group where R_{g'} is aryl,

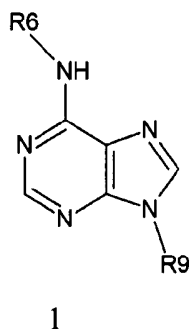
wherein alkylamino denotes a -NR_iR_j group where R_i is hydrogen, alkyl, or heterocycle and R_j is alkyl or heterocycle,

wherein arylamino denotes a -NR_kR_h group where R_k is hydrogen or aryl and R_h is alkyl, aryl, or heterocycle,

wherein alkylthio denotes a -SR_{h'} group where R_{h'} is as defined above, and

wherein arylthio denotes a -SR_{g'} group where R_{g'} is as defined above.

In a sixth aspect, the present invention provides a method for ameliorating adverse effects of aging in mammalian cells, said method comprising applying an effective amount of one or more 6,9-disubstituted purine derivatives to the mammalian cells, wherein the one or more 6,9-disubstituted purine derivatives are of the general formula 1



and their pharmaceutically acceptable salts,

wherein R6 is an alkyl, alkenyl, alkynyl, cycloalkyl, aryl, heterocycle, heterocycloalkyl, heteroalkyl, or arylalkyl group containing at least one hydroxyl substitution thereon, and

wherein R9 is a tetrahydropyran-2-yl, tetrahydrofuran-2-yl, 4-chlorobutyl, or 1-ethoxyethyl group;

wherein alkyl denotes a branched or unbranched alkyl chain containing 1 to 8 carbon atoms, which is optionally substituted independently with 1 to 7 substituents selected from the group consisting of hydroxyl, halogen, alkyloxy, aryloxy, alkylamino, arylamino, amino, mercapto, carboxyl, cyano, nitro, carbamoyl, sulpho, sulphamido, acylamino, acyloxy, alkylthio, arylthio, cycloalkyl, alkyloxycarbonylamino, aryloxycarbonylamino, aryl, heterocycle, and heteroaryl;

wherein alkenyl denotes a branched or unbranched alkenyl chain containing 2 to 7 carbon atoms with at least one double bond therein, which is optionally substituted independently with 1 to 6 substituents selected from the group containing halogen, hydroxyl, alkyloxy, aryloxy, amino, alkylamino, arylamino, mercapto, carboxyl, cyano, nitro, carbamoyl, sulpho, sulphamido, acyl, acylamino, acyloxy, alkylthio, arylthio, cycloalkyl, aryloxycarbonylamino and alkyloxycarbonylamino group,

wherein alkynyl denotes a branched or unbranched alkynyl chain containing 2 to 7 carbon atoms with at least one triple bond therein, which is optionally substituted

independently with 1 to 6 substituents selected from the group consisting of halogen, hydroxyl, alkyloxy, aryloxy, amino, alkylamino, arylamino, mercapto, carboxyl, cyano, nitro, carbamoyl, sulpho, sulphamido, acyl, acylamino, acyloxy, alkylthio, arylthio, cycloalkyl, alkyloxycarbonylamino, and aryloxycarbonylamino group;

wherein cycloalkyl denotes a monocyclic or polycyclic alkyl group containing 3 to 15 carbon atoms, which is optionally substituted independently with 1 to 7 substituents selected from the group consisting of halogen, hydroxyl, alkyloxy, aryloxy, amino, alkylamino, arylamino, mercapto, carboxyl, cyano, nitro, carbamoyl, sulpho, sulphamido, acyl, acylamino, acyloxy, alkylthio, arylthio, aryloxycarbonylamino, and alkyloxycarbonylamino group;

wherein aryl denotes an aromatic carbocyclic group containing 6 to 18 carbon atoms with at least one aromatic ring or a multiple condensed ring with at least one aromatic ring, which is substituted independently with 1 to 7 substituents selected from the group consisting of halogen, hydroxyl, alkyloxy, aryloxy, amino, alkylamino, arylamino, mercapto, carboxyl, cyano, nitro, carbamoyl, sulpho, sulphamido, acyl, acylamino, acyloxy, alkylthio, arylthio, cycloalkyl, aryloxycarbonylamino and alkyloxycarbonylamino group;

wherein heterocycle denotes a heterocyclic group containing 4 to 9 carbon atoms and at least one heteroatom selected from the group consisting of oxygen atom, sulphur atom, and nitrogen atom, which is optionally substituted independently with 1 to 7 substituents selected from the group consisting of alkyl, halogen, hydroxyl, alkyloxy, aryloxy, amino, alkylamino, arylamino, mercapto, carboxyl, cyano, nitro, carbamoyl, sulpho, sulphamido, acyl, acylamino, acyloxy, alkylthio, arylthio, cycloalkyl, aryloxycarbonylamino, and alkyloxycarbonylamino group;

wherein heteroaryl denotes a heterocycle in which at least one heterocyclic ring is aromatic, which is optionally substituted independently with 1 to 7 substituents selected from the group consisting of alkyl, halogen, hydroxyl, alkyloxy, aryloxy, amino, alkylamino, arylamino, mercapto, carboxyl, cyano, nitro, carbamoyl, sulpho, sulphamido, acyl, acylamino, acyloxy, alkylthio, arylthio, cycloalkyl, aryloxycarbonylamino, and alkyloxycarbonylamino group;

wherein heterocycloalkyl denotes a $-R_a$ -Het group where Het is a heterocycle group and R_a is an alkyl group, which is optionally substituted independently with 1 to 7 substituents selected from the group consisting of alkyl, halogen, hydroxyl, alkyloxy, aryloxy, amino, alkylamino, arylamino, mercapto, carboxyl, cyano, nitro, carbamoyl, sulpho, sulphamido, acyl, acylamino, acyloxy, alkylthio, arylthio, cycloalkyl, aryloxycarbonylamino, and alkyloxycarbonylamino group;

wherein heteroarylalkyl denotes a $-R_a$ -HetAr group where HetAr is a heteroaryl group and R_a is as defined above;

wherein arylalkyl denotes a $-R_b$ -Ar group where Ar is aryl group and R_b is a branched or unbranched alkyl chain containing 1 to 6 carbon atoms, which is optionally substituted independently with 1 to 5 substituents selected from the group consisting of alkyl, halogen, hydroxyl, alkyloxy, aryloxy, amino, alkylamino, arylamino, mercapto, carboxyl, cyano, nitro, carbamoyl, sulpho, sulphamido, acyl, acylamino, acyloxy, alkylthio, arylthio, cycloalkyl, aryloxycarbonylamino and alkyloxycarbonylamino group;

wherein halogen denotes a fluorine, bromine, chlorine, or iodine atom,

wherein hydroxy denotes an -OH group,

wherein mercapto denotes a -SH group,

wherein amino denotes a $-NH_2$ group,

wherein carbamoyl denotes a $-CONH_2$ group,

wherein cyano denotes a -CN group,

wherein carboxyl denotes a -COOH group,

wherein nitro denotes a $-NO_2$ group,

wherein sulpho denotes a $-SO_3R_c$ group where R_c is hydrogen or alkyl,

wherein sulphamido denotes the $SO_2NR_cR_c'$ group where R_c and R_c' are independently hydrogen or alkyl,

wherein acyl denotes a $-C(O)R_d$ group, wherein R_d is alkyl, aryl, arylalkyl or cycloalkyl,

wherein acyloxy denotes a $-O-C(O)R_e$ group where R_e is alkyl, aryl, or heterocycle,

wherein acylamino denotes a -NHCOR_f group, wherein R_f is alkyl, heterocycle, or aryl,

wherein alkyloxycarbonylamino denotes a -NHCOOR_g group where R_g is alkyl or cycloalkyl,

wherein aryloxycarbonylamino denotes a -NHCOOR_h group where R_h is aryl,

wherein alkyloxy denotes a $\text{-OR}_h'$ where R_h' is alkyl, cycloalkyl, or arylalkyl,

wherein aryloxy denotes a $\text{-OR}_g'$ group where R_g' is aryl,

wherein alkylamino denotes a $\text{-NR}_i\text{R}_j$ group where R_i is hydrogen, alkyl, or heterocycle and R_j is alkyl or heterocycle,

wherein arylamino denotes a $\text{-NR}_k\text{R}_h$ group where R_k is hydrogen or aryl and R_h is alkyl, aryl, or heterocycle,

wherein alkylthio denotes a $\text{-SR}_h'$ group where R_h' is as defined above, and

wherein arylthio denotes a $\text{-SR}_g'$ group where R_g' is as defined above.

Another aspect of the invention are the 6,9-disubstituted purine derivatives of general formula I for use as cosmetics for inhibiting ageing and senescence of mammalian cells, especially epidermal cells such as keratinocytes or fibroblasts.

A further aspect of the invention are the 6,9-disubstituted purine derivatives of the general formula I for treating skin disease states (e.g., lupus, allergic eczema, toxic eczema, atopic dermatitis, ichthyosis, papilloma, Bowen's disease, seborrheic keratosis, actinic keratosis, basal and squamous cell carcinoma, and the like).

Another aspect of the invention are the 6,9-disubstituted purine derivatives of the general formula I for treating inflammation, treating or accelerating the healing of lesions, and providing substantially immediate relief of pain and/or other immunological responses resulting from inflammation.

In a preferred embodiment, the 6,9-disubstituted purine

derivatives of the general formula I are used for treating inflammation skin diseases as atopic dermatitis, lichen planus, hyperpigmentation, and Herpes simplex lesions.

The present invention provides a composition comprising one
5 or more 6,9-disubstituted purine derivatives of the general formula I or their pharmaceutically acceptable salts thereof; especially preferred pharmaceutically acceptable salts are formed with alkali metals, ammonium or amines and may be in the forms of racemates, optically active isomers, or their addition salts with acids. Such compositions may contain other components so long as they are
10 acceptable for application to mammalia cells and do not adversely effect or interfere with the activities of the one or more 6,9-disubstituted purine derivatives; these components can include, but are not limited to, one or more excipients and/or ingredients normally used in cosmetic products.

A further aspect of the invention is the composition comprising
15 one or more 6,9-disubstituted purine derivatives of the general formula I or the pharmaceutically acceptable salts thereof with alkali metals, ammonium or amines, in the forms of racemates or optically active isomers, or their addition salts with acids, and one or more excipients destined for inhibiting ageing and senescence of mammalian epidermal cells, such as keratinocytes or fibroblasts.

A further aspect of the invention is the composition comprising
20 one or more 6,9-disubstituted purine derivatives of the general formula I or the pharmaceutically acceptable salts thereof with alkali metals, ammonium or amines, in the forms of racemates or optically active isomers, or their addition salts with acids, and one or more excipients destined for treating skin disease
25 states.

In a preferred embodiment, the object of the invention is the composition comprising one or more 6,9-disubstituted purine derivatives of the general formula I or the pharmaceutically acceptable salts thereof with alkali metals, ammonium or amines, in the forms of racemates or optically active
30 isomers, or their addition salts with acids, and one or more excipients, destined for treating lupus, allergic eczema, toxic eczema, atopic dermatitis, ichthyosis, papilloma, Bowen's disease, seborrheic keratosis, actinic keratosis, basal and

squamous cell carcinoma.

Another aspect of the invention is the composition comprising one or more 6,9-disubstituted purine derivatives of the general formula I or the pharmaceutically acceptable salts thereof with alkali metals, ammonium or
5 amines, in the forms of racemates or optically active isomers, or their addition salts with acids, and one or more excipients destined for treating the inflammation, to accelerate healing of lesions, and to provide substantially immediate relief of pain and other immunological responses resulting from inflammation.

10 The compositions of the present invention are useful for inhibiting ageing and/or senescence, improving the cosmetic appearance of mammalian cells (especially epidermal cells such as keratinocytes or fibroblasts) and/or mammalian skin, and/or ameliorating the adverse effect of aging in mammalian cells (especially epidermal cells such as keratinocytes or fibroblasts).
15 For purposes of this invention, "inhibiting" is intended to include slowing, reversing, or stopping the development of undesirable cosmetic features, or otherwise improving the cosmetic appearance. These compositions are particularly useful for inhibiting ageing and senescence and/or improving the cosmetic appearance of human epidermal cells and/or human skin.

20 The compositions of the present invention are also useful for treatment of certain skin disease states, such as lupus, allergic eczema, toxic eczema, atopic dermatitis, ichthyosis, papilloma, Bowen's disease, seborrheic keratosis, actinic keratosis, basal and squamous cell carcinoma, and the like.

The compositions of the present invention are also useful for
25 treating inflammation-related conditions, such as inflammation, lesions (e.g., accelerating healing thereof), pain and/or other immunological responses resulting from, or related to, inflammation (e.g., providing relief thereof) and/or treating inflammation skin diseases (e.g., atopic dermatitis, lichen planus, hyperpigmentation, Herpes simplex lesions, and the like).

30 The present invention further provides a method for ameliorating the adverse effect of aging in mammalian cells (especially epidermal cells such as keratinocytes or fibroblasts), said method comprising applying an

effective amount of a novel 6,9-disubstituted purine derivative of this invention to the mammalian cells. Topically application to human skin is an especially preferred embodiment.

The present invention further provides a method for treating
5 disease states in a mammal, said method comprising applying an effective amount of a novel 6,9-disubstituted purine derivative of this invention to the mammalian cells.

The present invention further provides a method for treating an inflammation condition in mammal, said method comprising applying an effective
10 amount of a novel 6,9-disubstituted purine derivative of this invention to mammalian cells.

COMPOSITIONS. The cosmetic compositions of this invention generally comprise from about 0.05 % (w/w) to about 10 % (w/w) of the active ingredient (i.e., one or more 6,9-disubstituted purine derivatives as described
15 herein), preferably from about 0.1 % (w/w) to about 2 % (w/w). The cosmetic compositions can be in the form of a cream, an aerosol, a milky lotion, a lotion, a plaster, a poultice, a shampoo, a lipstick, an ointment, a paste, foam, a tincture, a spray, or the like.

Ointments are oil-in-water emulsions, which comprise not more than 70 %, but preferably 20 – 50 % of water or aqueous phase. The fatty phase consists of, in particular, hydrocarbons, for example vaseline, paraffin oil or hard paraffins, which preferably comprise suitable hydroxy compounds, such as fatty alcohols or esters thereof, for example cetyl alcohol or wool wax alcohols, such as wool wax, to improve the water-binding capacity. Emulsifiers are lipophilic substances,
25 such as sorbitan fatty acid esters (Spans), for example sorbitan oleate and/or sorbitan isostearate. Additives to the aqueous phase are, for example, humectants, such as polyalcohols, for example glycerol, propylene glycol, sorbitol and/or polyethylene glycol, or preservatives and odoriferous substances.

Fatty ointments are anhydrous and comprise, as the base, in particular,
30 hydrocarbons, for example paraffin, vaseline or paraffin oil, and furthermore naturally occurring or semi-synthetic fats, for example hydrogenated coconut-fatty acid triglycerides, or, preferably, hydrogenated oils, for example hydrogenated

groundnut or castor oil, and furthermore fatty acid partial esters of glycerol, for example glycerol mono- and/or distearate, and for example, fatty alcohols. They also contain emulsifiers and/or additives mentioned in connection with the ointments which increase the uptake of water.

- 5 Creams are oil-in-water emulsions, which comprise more than 50 % of water. Oily bases used are, in particular, fatty alcohols, for example lauryl, cetyl or stearyl alcohols, fatty acids, for example palmitic or stearic acid, liquid to solid waxes, for example isopropyl myristate, wool wax or beeswax, and/or hydrocarbons, for example vaseline (petrolatum) or paraffin oil.
- 10 Emulsifiers are surface-active substances with predominantly hydrophilic properties, such as non-ionic emulsifiers, for example fatty acid esters of polyalcohols or ethyleneoxy adducts thereof, such as polyglyceric fatty acid esters or polyethylene sorbitan fatty esters (Tweens), and furthermore polyoxyethylene fatty alcohol ethers or polyoxyethylene fatty acid esters, or ionic
- 15 emulsifiers, such as alkali metal salts of fatty alcohol sulphates, for example sodium lauryl sulphate, sodium cetyl sulphate or sodium stearyl sulphate, which are usually used in the presence of fatty alcohols, for example cetyl stearyl alcohol or stearyl alcohol. Additives to the aqueous phase are, inter alia, agents which prevent the creams from drying out, for example polyalcohols, such as
- 20 glycerol, sorbitol, propylene glycol and/or polyethylene glycols, and furthermore preservatives and odoriferous substances.

- Pastes are creams and ointments containing secretion-absorbing powder constituents, such as metal oxides, for example titanium oxide or zinc oxide, and in addition talc and/or aluminium silicates, which have the task
- 25 of binding the moisture or secretions present.

- Suspensions in oil comprise, as the oily component, the vegetable, synthetic or semisynthetic oils. Oils which may be mentioned are, in particular, liquid fatty acid esters which contain, as the acid component, a long-chain fatty acid having 8-22, in particular 12-22, carbon atoms, for example lauric acid,
- 30 tridecyllic acid, myristic acid, pentadecyllic acid, palmitic acid, margaric acid, stearic acid, arachidonic acid, behenic acid or unsaturated acids, for example oleic acid, elaidic acid, euric acid, brasidic acid or linoleic acid, if appropriate with

the addition of antioxidants, for example vitamin E, b-carotene or 3,5-di-tert-butyl-4-hydroxytoluene. The alcohol component of these fatty acid esters has not more than 6 carbon atoms and is mono- or polyhydric, for example mono-, di- or trihydric alcohol, for example methanol, ethanol, propanol, butanol, or pentanol, or isomers thereof, but in particular glycol and glycerol. Fatty acid esters are therefore, for example: ethyl oleate, isopropyl myristate, isopropyl palmitate, "Labrafil M 2375" (polyoxyethylene glycerol trioleate from Gattefosé, Paris), "Labrafil M 1944 CS" (unsaturated polyglycolated glycerides prepared by an alcoholysis of apricot kernel oil and made up of glycerides and polyethylene glycol esters; from Gattefosé, Paris), "Labrasol" (saturated polyglycolated glycerides prepared by an alcoholysis of TCM and made up of glycerides and polyethylene glycol esters; from Gattefosé, Paris) and/or "Miglyol 812" (triglyceride of saturated fatty acids of chain length C₈ to C₁₂ from Hüls AG, Germany), and in particular vegetable oils, such as cottonseed oil, almond oil, olive oil, castor oil, sesame oil, soybean oil and, in particular, groundnut oil.

Foams are administered from pressurised containers and they are liquid oil-in-water emulsions present in aerosol foam. As the propellant gases halogenated hydrocarbons, such as polyhalogenated alkanes, for example dichlorofluoromethane and dichlorotetrafluoroethane, or, preferably, non-halogenated gaseous hydrocarbons, air, N₂O, or carbon dioxide are used. The oily phases used are, inter alia, those mentioned above for ointments and creams, and the additives mentioned there are likewise used.

Tinctures and solutions usually comprise an aqueous-ethanolic base to which, humectants for reducing evaporation, such as polyalcohols, for example glycerol, glycols and/or polyethylene glycol, and re-oiling substances, such as fatty acid esters with lower polyethylene glycols, i.e., lipophilic substances soluble in the aqueous mixture to substitute the fatty substances removed from the skin with the ethanol, and, if necessary, other excipients and additives are admixed.

The invention also relates to a process or method for the treatment of the cell senescence and the disease states mentioned above. The compounds can be administered prophylactically or therapeutically in the form of

cosmetic compositions, preferably in an amount which is effective against the cell senescence or the disease states mentioned.

Examples

The invention is further illustrated by the following examples, which should not be construed as further limiting. Compounds not falling within general formula I are included in the Examples for comparison purposes.

The starting material for the compounds of the formula I is 6-chloro-9-(tetrahydropyran-2-yl)purine, synthesised from 6-chloropurine and 3,4-dihydropyran using *p*-toluenesulfonic acid according to the literature (Robins et al., J. Am. Chem. Soc. 83, 2574 (1961)). Starting substituted benzylamines, not commercially available (otherwise obtained *via* Sigma Aldrich or Fluorochem), were prepared from the corresponding aldehydes in the presence of a suitable metal catalyst. 3-Methyl-but-2-enylamine was prepared by a three-step synthesis from the corresponding halide using the Gabriel synthesis. 4-Hydroxy-3-methyl-E-but-2-enyl-amine was prepared by a five-step synthesis from isoprene according to the literature (Ohsugi et al., Agr. Biol. Chem., 38 (10), 1925, (1974)).

Elemental analyses (C, H and N) were performed on the EA1108 CHN analyser (Fisons Instruments). The melting points were determined on the BÜCHI Melting Point B-540 apparatus and are uncorrected. Analytical thin layer chromatography (TLC) was carried out using silica gel 60 WF₂₅₄ plates (Merck), solvent CHCl₃:MeOH:conc. NH₄OH (8:2:0.2, v/v/v). ES+ mass spectra were recorded using direct probe on the Waters ZMD 2000 mass spectrometer. The mass monitoring interval was 10 - 1500 amu. The spectra were collected using 3.0 second cyclic scans and applying a sample cone voltage of 25 V at source block temperature 150 °C, desolvation temperature 80 °C and desolvation gas flow rate 200 l/hour. The mass spectrometer was directly coupled to a MassLynx data system. NMR spectra were measured on the Bruker Avance AV 300 spectrometer operating at a temperature of 300 K and a frequency of 300.13 MHz (¹H) and 75.48 MHz (¹³C), respectively. Samples were prepared by dissolving the compounds in DMSO-d₆. Tetramethylsilane (TMS) was used as the internal standard.

EXAMPLE 1: 6-(4-hydroxybenzylamino)-9-(tetrahydropyran-2-yl)purine. A mixture of 10 mmol (2387 mg) 6-chloro-9-(tetrahydropyran-2-yl)purine (prepared from 10 mmol (1546 mg) of 6-chloropurine), 12 mmol (1478 mg) 4-hydroxybenzylamine, and 5 mL of triethylamine was refluxed in *n*-propanol for 3 hours. After removal of the *n*-propanol by vacuum evaporation, the resulting material was treated with water and extracted into ethyl acetate. The ethyl acetate solvent was evaporated and the residuum subsequently washed with 30 ml of diethylether. The solid residue was filtered off and the crude product crystallized from methanol. Yield 80 %, white solid. TLC (EtOAc:hexane (1:1) (v:v): single spot; HPLC: purity > 98 %. ¹H-NMR (400 MHz, DMSO): 1.57tt(2H, $J_a = 11.0$ Hz, $J_b = 3.3$ Hz); 1.72qq(1H, $J_a = 12$ Hz, $J_b = 3.3$ Hz); 1.95tt(2H, $J_a = 11$ Hz, $J_b = 2.1$ Hz); 2.27qq (1H, $J_a = 12.0$ Hz, $J_b = 3.3$ Hz); 3.67m(1H); 4.0dd(1H, $J_a = 11.0$ Hz, $J_b = 2.1$ Hz); 4.6s(2H); 5.63dd(1H, $J_a = 11.0$ Hz, $J_b = 2.1$ Hz); 6.67d(2H, $J = 8.4$ Hz); 7.15d(2H, $J = 8.4$ Hz); 8.02bs (1H); 8.21s(1H); 8.33s(1H); 9.21s(1H). MS (ES): $[M+H]^+ = 326$ (100).

EXAMPLE 2: 6-(3-hydroxybenzylamino)-9-(tetrahydropyran-2-yl)purine. A mixture of 10 mmol (2387 mg) 6-chloro-9-(tetrahydropyran-2-yl)purine (prepared from 10 mmol (1546 mg) of 6-chloropurine), 12 mmol (1478 mg) 3-hydroxybenzylamine, and 5 mL of triethylamine was refluxed in *n*-butanol for 3 hours. After removal of the *n*-butanol by vacuum evaporation water was added to remove the *n*-butanol residues. The resulting material was treated with water and partitioned into ethyl acetate. The ethyl acetate phase was evaporated and the residuum subsequently washed with 30 ml of diethylether. The solid residue was filtered off and the crude product crystallized from methanol. Yield 90 %, white solid. TLC (EtOAc:hexane (1:1) (v:v): single spot; HPLC: purity > 99 %. ¹H-NMR (400 MHz, DMSO): 1.57m(2H); 1.70m(1H); 1.95m(2H); 2.27qq (1H, $J_a = 11.7$ Hz, $J_b = 4.0$ Hz); 3.66m(1H); 4.0d(1H); 4.63bs(2H); 5.67dd(1H, $J_a = 11.3$ Hz, $J_b = 1.8$ Hz); 6.58dd(1H, $J_a = 8.2$ Hz, $J_b = 1.5$ Hz); 6.73(d, 1H, $J = 7.7$ Hz); 7.07t(1H, $J = 7.7$ Hz); 8.21s (1H); 8.33bs(1H); 8.36bs(1H); 9.26s(1H). MS (ES): $[M+H]^+ = 326$ (100).

EXAMPLE 3: 6-(2-hydroxybenzylamino)-9-(tetrahydropyran-2-yl)purine. A mixture of 10 mmol (2387 mg) 6-chloro-9-(tetrahydropyran-2-

yl)purine (prepared from 10 mmol (1546 mg) of 6-chloropurine), 12 mmol (1478 mg) 2-hydroxybenzylamine, and 5 mL of triethylamine was refluxed in *n*-propanol for 3 hrs. After removal of the *n*-propanol by vacuum evaporation, the resulting material was treated with water and extracted into ethyl acetate. The ethyl acetate solvent was evaporated and the residuum subsequently washed with 30 ml of diethylether. The solid residue was filtered off and the crude product crystallized from methanol. Yield 90 %, white solid. TLC (EtOAc:hexane (1:1) (v:v): single spot; HPLC: purity > 98 %. ¹H-NMR (400 MHz, DMSO): 1.58m(2H); 1.70m(1H); 1.95m(2H); 2.26qq (1H, $J_a = 11.8$ Hz, $J_b = 4.0$ Hz); 3.67m(1H); 4.0d(1H, $J = 11.3$ Hz); 4.64bs(2H); 5.63dd(1H, $J_a = 11.3$ Hz, $J_b = 1.8$ Hz); 6.73t(1H, $J = 7.5$ Hz); 6.82(d, 1H, $J = 7.9$ Hz); 7.06t(1H, $J = 7.5$ Hz); 7.14d(1H, $J = 7.5$ Hz); 8.21s (1H); 8.35bs(1H); 8.37bs(1H); 9.82bs(1H). MS (ES): [M+H]⁺ = 326 (100).

EXAMPLE 4: 6-(2,3-dihydroxybenzylamino)-9-(tetrahydropyran-2-yl)purine. A mixture of 10 mmol (2387 mg) 6-chloro-9-(tetrahydropyran-2-yl)purine (prepared from 10 mmol (1546 mg) of 6-chloropurine), 12 mmol (2100 mg) 2,3dihydroxybenzylamine hydrochloride, and 7 mL of triethylamine was refluxed in *n*-propanol for 3 hrs. After removal of the *n*-propanol by vacuum evaporation, the resulting material was treated with water and extracted into ethyl acetate. The ethyl acetate solvent was evaporated and the residuum subsequently washed with 30 ml of petroleum ether. The solid residue was filtered off and the crude product crystallized from methanol. Yield 60 %, white solid. TLC (CHCl₃:methanol) (4:1) (v:v): single spot; HPLC: purity > 98 %. ¹H-NMR (300 MHz, DMSO): 1.57m(2H); 1.71m(1H); 1.95m(2H); 2.27qq(1H, $J_a = 12$ Hz, $J_b = 4.0$ Hz); 3.67m(1H); 4.00d(1H, $J = 11.7$ Hz); 4.58bs(2H); 5.63dd(1H, $J_a = 11.2$ Hz, $J_b = 1.9$ Hz); 6.55tt(1H, $J_a = 7.7$ Hz, $J_b = 1.5$ Hz); 6.63dd(1H, $J_a = 7.7$ Hz, $J_b = 1.8$ Hz); 6.66dd(1H, $J_a = 7.7$ Hz, $J_b = 1.8$ Hz); 8.24s(1H); 8.27bs(1H); 8.37s(1H), 8.96bs(1H), 9.53bs(1H). MS (ES): [M+H]⁺ = 342 (100).

EXAMPLE 5: 6-(E)-(4-hydroxy-3-methylbut-2-en-1-ylamino)-9-(tetrahydropyran-2-yl)purine. A mixture of 10 mmol (2387 mg) 6-chloro-9-(tetrahydropyran-2-yl)purine (prepared from 10 mmol (1546 mg) of 6-

chloropurine), 12 mmol (1754 mg) (E)-(4-hydroxy-3-methylbut-2-en-1-yl)amine hemioxalate and 3 mL of triethylamine was refluxed in *n*-butanol for 3 hrs. After removal of the *n*-butanol by vacuum evaporation, the resulting material was treated with water and extracted into ethyl acetate. The ethyl acetate phase was evaporated and the residuum subsequently washed with 30 ml of diethylether. The solid residue was filtered off and the crude product crystallized from methanol. Yield 75 %, white solid. TLC (CHCl₃:methanol (4:1) (v:v): single spot; HPLC: purity > 98 %. ¹H-NMR (400 MHz, DMSO): 1.36m(2H); 1.66s(3H); 1.71m(1H); 1.94m(2H); 2.25m(1H); 3.67m(1H); 3.78d(2H, *J* = 5.7 Hz); 4.00d(1H, *J* = 10.8 Hz); 4.14bs(2H); 4.71t(1H, *J* = 5.7 Hz); 5.52t(1H, *J* = 6.0 Hz); 5.61dd(1H, *J*_a = 10.8 Hz, *J*_b = 2.0 Hz); 7.83bs(1H); 8.21s(1H); 8.31bs(1H). MS (ES): [M+H]⁺ = 304 (100).

EXAMPLE 6: 6-(4-hydroxy-3-methylbutylamino)-9-(tetrahydropyran-2-yl)purine. A mixture of 10 mmol (2387 mg) 6-chloro-9-(tetrahydropyran-2-yl)purine (prepared from 10 mmol (1546 mg) of 6-chloropurine), 12 mmol (2318 mg) 4-hydroxy-3-methylbutylamine oxalate, and 5 mL of triethylamine was refluxed in *n*-propanol for 3 hours and subsequently 24 hrs at laboratory temperature. After removal of the *n*-propanol by vacuum evaporation, the resulting material was treated with water and partitioned into ethyl acetate. The ethyl acetate phase was evaporated and the residuum subsequently washed with 30 ml of hexane. The solid residue was filtered off and the crude product crystallized from methanol. Yield 75 %, white solid. TLC (CHCl₃:methanol (4:1) (v:v): single spot; HPLC: purity > 98 %. ¹H-NMR (400 MHz, DMSO): 0.88d(3H, *J* = 6.6 Hz); 1.34m(1H); 1.56m(3H); 1.70m(1H); 1.71m(1H); 1.93m(2H); 1.94m(1H); 2.26m(1H); 3.25m(1H); 3.52bs(2H); 3.67m(1H); 4.0d(1H, *J* = 11.3 Hz); 4.42t(1H, *J* = 5.1 Hz); 5.61d(1H, *J* = 10.6 Hz); 7.70bs(1H); 8.20s(1H); 8.30s(1H). MS (ES): [M+H]⁺ = 306 (100).

EXAMPLE 7: 6-(4-hydroxyanilino)-9-(tetrahydropyran-2-yl)purine. A mixture of 10 mmol (2387 mg) 6-chloro-9-(tetrahydropyran-2-yl)purine (prepared from 10 mmol (1546 mg) of 6-chloropurine), 12 mmol (1309 mg) of 4-hydroxyphenylamine (4-hydroxyaniline) and 4 ml of *N*-ethyl-diisopropylamine was refluxed in *n*-butanol for 3 hrs. After removal of the *n*-butanol by vacuum evaporation, the resulting material was treated with water and extracted into ethyl

acetate. The ethyl acetate solvent was evaporated and the residuum subsequently washed with 30 ml of ether. The solid residue was filtered off and the crude product crystallized from methanol. Yield: 90 %, white solid. TLC (CHCl₃:CH₃OH:NH₃) (90:10:0.1) (v:v): single spot; HPLC: purity > 98 %. ¹H NMR (400 MHz, DMSO): 1.56tt(2H, J_a = 11.0 Hz, J_b = 3.3 Hz); 1.72qq(1H, J_a = 11.6 Hz, J_b = 3.3 Hz); 1.94tt(2H, J_a = 11.0 Hz, J_b = 3.3 Hz); 2.28qq(1H, J_a = 11.6 Hz, J_b = 3.3 Hz); 3.66m(1H); 3.98dd(1H, J_a = 11.0 Hz, J_b = 2.1 Hz); 5.62dd(1H, J_a = 11.0 Hz, J_b = 2.1 Hz); 7.02d(2H, J = 8.5 Hz); 8.19s(1H); 8.26d(2H, J = 8.5 Hz); 8.29s(1H); 8.95s(1H). MS (ES⁺): [M+H]⁺ = 312 (100).

10 Table 1: Compounds prepared by the method of examples 1-7

	PURINE SUBSTITUENT		CHN ANALYSES [%]	MS ANALYSES - ZMD		
	R6	R9		[M-H] ^{a)}	[M+H] ^{b)}	
1	(E)-(4-hydroxy-2-methylbut-2-en-1-ylamino)	tetrahydropyran-2-yl	C=59,0; H=6,7; N=23,6	302	304	
2	(Z)-(4-hydroxy-3-methylbut-2-en-1-ylamino)	tetrahydropyran-2-yl	C=59,8; H=6,9; N=23,5	302	304	
3	(E)-(4-hydroxy-3-methylbut-2-en-1-ylamino)	tetrahydropyran-2-yl	C=59,6; H=6,9; N=22,8	302	304	
15	4	(Z)-(4-hydroxy-1,3-dimethylbut-2-en-1-ylamino)	tetrahydropyran-2-yl	C=60,0; H=7,4; N=22,4	316	318
5	(E)-(4-hydroxy-1,3-dimethylbut-2-en-1-ylamino)	tetrahydropyran-2-yl	C=60,4; H=7,5; N=22,4	316	318	
6	4-hydroxy-3-methylbutylamino	tetrahydropyran-2-yl	C=58,9; H=7,5; N=23,0	304	306	
7	4-hydroxybut-2-en-1-ylamino	tetrahydropyran-2-yl	C=58,1; H=6,6; N=24,2	288	290	
8	2-hydroxybenzylamino	tetrahydropyran-2-yl	C=62,4; H=5,9; N=21,3	324	326	
20	9	3-hydroxybenzylamino	tetrahydropyran-2-yl	C=62,8; H=5,9; N=21,3	324	326
10	4-hydroxybenzylamino	tetrahydropyran-2-yl	C=62,7; H=5,8; N=21,6	324	326	
11	2-hydroxy-3-methoxybenzylamino	tetrahydropyran-2-yl	C=63,6; H=6,3; N=20,2	354	356	
12	2-hydroxy-4-methoxybenzylamino	tetrahydropyran-2-yl	C=63,6; H=6,3; N=20,3	354	356	
13	2-hydroxy-5-methoxybenzylamino	tetrahydropyran-2-yl	C=63,6; H=6,3; N=20,2	354	356	
25	14	2,3-dihydroxybenzylamino	tetrahydropyran-2-yl	C=59,9; H=5,7; N=20,7	340	342
15	2,4-dihydroxybenzylamino	tetrahydropyran-2-yl	C=59,7; H=5,6; N=20,5	340	342	
16	2,5-dihydroxybenzylamino	tetrahydropyran-2-yl	C=60,0; H=5,7; N=20,6	340	342	
17	2,6-dihydroxybenzylamino	tetrahydropyran-2-yl	C=59,5; H=5,6; N=20,9	340	342	
18	3,4-dihydroxybenzylamino	tetrahydropyran-2-yl	C=60,1; H=5,7; N=20,6	340	342	
30	19	3,5-dihydroxybenzylamino	tetrahydropyran-2-yl	C=60,1; H=5,6; N=20,7	340	342

	PURINE SUBSTITUENT		CHN ANALYSES [%]	MS ANALYSES - ZMD	
	R6	R9		[M-H] ^{a)}	[M+H] ^{b)}
	4-hydroxy-3,5-dimethoxybenzylamino	tetrahydropyran-2-yl	C=59,1; H=5,8; N=18,4	384	386
	4-hydroxy-2,6-dimethoxybenzylamino	tetrahydropyran-2-yl	C=59,1; H=5,9; N=18,6	384	386
	4-hydroxy-3-methoxybenzylamino	tetrahydropyran-2-yl	C=63,6; H=6,3; N=20,2	354	356
	3-hydroxy-4-methoxybenzylamino	tetrahydropyran-2-yl	C=63,5; H=6,3; N=20,2	354	356
5	2,3,4-trihydroxybenzylamino	tetrahydropyran-2-yl	C=57,2; H=5,4; N=19,7	356	358
	2,4,5-trihydroxybenzylamino	tetrahydropyran-2-yl	C=57,2; H=5,2; N=20,2	356	358
	2-hydroxy-3-methylbenzylamino	tetrahydropyran-2-yl	C=63,4; H=6,3; N=20,2	338	340
	2-hydroxy-5-methylbenzylamino	tetrahydropyran-2-yl	C=63,1; H=6,4; N=20,4	338	340
	4-hydroxy-3-methylbenzylamino	tetrahydropyran-2-yl	C=63,5; H=6,3; N=20,5	338	340
10	4-hydroxy-5-methylbenzylamino	tetrahydropyran-2-yl	C=63,7; H=6,4; N=20,4	338	340
	3-hydroxyfurfurylamino	tetrahydropyran-2-yl	C=57,0; H=5,3; N=22,4	314	316
	4-hydroxyfurfurylamino	tetrahydropyran-2-yl	C=57,0; H=5,4; N=22,3	314	316
	5-hydroxyfurfurylamino	tetrahydropyran-2-yl	C=57,1; H=5,4; N=22,3	314	316
	5-hydroxy-pent-2-en-1-yl	tetrahydropyran-2-yl	C=59,4; H=6,9; N=23,1	302	304
15	2-hydroxyanilino	tetrahydropyran-2-yl	C=61,6; H=5,6; N=22,8	310	312
	3-hydroxyanilino	tetrahydropyran-2-yl	C=61,6; H=5,5; N=23,0	310	312
	4-hydroxyanilino	tetrahydropyran-2-yl	C=61,2; H=5,5; N=22,6	310	312
	4-hydroxy-3-methylanilino	tetrahydropyran-2-yl	C=62,7; H=5,9; N=21,7	324	326
	4-hydroxy-5-methylanilino	tetrahydropyran-2-yl	C=62,8; H=5,9; N=21,7	324	326
20	2,4-dihydroxyanilino	tetrahydropyran-2-yl	C=58,6; H=5,2; N=21,7	326	328
	3,4-dihydroxyanilino	tetrahydropyran-2-yl	C=58,5; H=5,2; N=21,1	326	328
	4-hydroxy-3,5-dimethoxyanilino	tetrahydropyran-2-yl	C=58,0; H=5,8; N=19,1	370	372
	4-hydroxy-2,6-dimethoxyanilino	tetrahydropyran-2-yl	C=57,7; H=5,8; N=19,1	370	372
	3-hydroxy-4-methoxyanilino	tetrahydropyran-2-yl	C=59,6; H=5,6; N=20,8	340	342
25	2,3,4-trihydroxyanilino	tetrahydropyran-2-yl	C=55,7; H=5,1; N=20,9	342	344
	4-hydroxy-3-methoxyanilino	tetrahydropyran-2-yl	C=59,8; H=5,6; N=20,5	340	342
	1-methyl-4-hydroxy-3-methylbutylamino	tetrahydropyran-2-yl	C=60,2; H=7,9; N=21,9	318	320

^{a)} solution: MeOH p.a. + HCOOH

^{b)} solution: MeOH p.a. + H₂O + NH₃

EXAMPLE 8: 6-(4-hydroxybenzylamino)-9-(tetrahydrofuran-2-yl)-purine. A mixture of 10 mmol (2240 mg) of 6-chloro-9-(tetrahydrofuran-2-yl)purine (prepared from 10 mmol (1546 mg) of 6-chloropurine), 12 mmol (1478 mg) of 4-hydroxybenzylamine, and 5 ml of *N*-ethyl-diisopropylamine was refluxed in *n*-propanol for 3 hours. After removal of the *n*-propanol by vacuum evaporation, the resulting material was treated with water and extracted into ethyl acetate. The ethyl acetate phase was evaporated and the residuum subsequently washed with 30 ml of petroleum ether. The solid residue was filtered off and the crude product crystallized from methanol. Yield 80 %, white solid. TLC (EtOAc:hexane (1:1 (v:v)): single spot; HPLC: purity > 98 %. ¹H NMR (400 MHz, DMSO): 1.36tt(2H, $J_a = 7.8$ Hz, $J_b = 2.2$ Hz); 2.23m(1H); 2.32m(1H); 3.62dd(1H, $J_a = 10.8$ Hz, $J_b = 3.8$ Hz); 3.87dd(1H, $J_a = 10.8$ Hz, $J_b = 3.8$ Hz); 4.62s(2H); 6.23dd(1H, $J_a = 5.3$ Hz, $J_b = 1.5$ Hz); 6.71d(2H, $J = 8.3$ Hz); 7.21d(2H, $J = 8.3$ Hz); 8.06bs(1H); 8.16s(1H); 8.28s(1H); 9.23s(1H). MS (ES): $[M+H]^+ = 312$ (100).

EXAMPLE 9: 6-(3-hydroxybenzylamino)-9-(tetrahydrofuran-2-yl)-purine. A mixture of 10 mmol (2240 mg) of 6-chloro-9-(tetrahydrofuran-2-yl)purine (prepared from 10 mmol (1546 mg) of 6-chloropurine), 12 mmol (1478 mg) of 3-hydroxybenzylamine, and 5 ml of *N*-ethyl-diisopropylamine was refluxed in *n*-propanol for 3 hours. After removal of the *n*-propanol by vacuum evaporation, the resulting material was treated with water and extracted into ethyl acetate. The ethyl acetate phase was evaporated and the residuum subsequently washed with 30 ml of petroleum ether. The solid residue was filtered off and the crude product crystallized from methanol. Yield 85 %, white solid. TLC (EtOAc:hexane (1:1 (v:v)): single spot; HPLC: purity > 98 %. ¹H NMR (400 MHz, DMSO): 2.20sep(1H, $J = 6.8$ Hz); 2.22sep(1H, $J = 6.8$ Hz); 2.44m(2H); 3.91q(1H, $J = 7.3$ Hz); 4.14q(1H, $J = 7.3$ Hz); 4.63bs(2H); 6.26m(1H); 6.59dd(1H, $J_a = 7.8$ Hz, $J_b = 2.2$ Hz); 6.73s(1H); 6.75d(1H, $J = 7.8$ Hz); 7.07t(1H, $J = 7.8$ Hz); 8.20s(1H); 8.26bs(1H); 8.27s(1H); 9.23bs(1H). MS (ES): $[M+H]^+ = 312$ (100).

EXAMPLE 10: 6-(2-hydroxybenzylamino)-9-(tetrahydrofuran-2-yl)-purine. A mixture of 10 mmol (2240 mg) of 6-chloro-9-(tetrahydrofuran-2-yl)purine (prepared from 10 mmol (1546 mg) of 6-chloropurine), 12 mmol (1478 mg) of 2-hydroxybenzylamine, and 5 ml of triethylamine was refluxed in *n*-propanol for

3 hours. After removal of the *n*-propanol by vacuum evaporation, the resulting material was treated with water and extracted into ethyl acetate. The ethyl acetate phase was evaporated and the residuum subsequently washed with 30 ml of petroleum ether. The solid residue was filtered off and the crude product crystallized from methanol. Yield 80 %, white solid. TLC (EtOAc:hexane) (1:1) (v:v): single spot; HPLC: purity > 98 %. ¹H NMR (400 MHz, DMSO): 2.22sep(1H); 2.44m(1H); 3.82q(1H, *J* = 7.3 Hz); 4.15q(1H, *J* = 7.3 Hz); 4.69bs(2H); 6.26m(1H); 6.73t(1H, *J* = 7.5 Hz); 6.82d(1H, *J* = 7.9 Hz); 7.06t(1H, *J* = 7.8 Hz); 7.17d(1H, *J* = 7.3 Hz); 8.05bs(1H); 8.22s(1H); 8.23s(1H); 9.82bs(1H). MS (ES): [M+H]⁺ = 312 (100).

EXAMPLE 11: 6-(4-hydroxy-3-methoxybenzylamino)-9-(tetrahydrofuran-2-yl)-purine. A mixture of 10 mmol (2240 mg) of 6-chloro-9-(tetrahydrofuran-2-yl)-purine (prepared from 10 mmol (1546 mg) of 6-chloropurine), 12 mmol (1838 mg) of 4-hydroxy-3-methoxybenzylamine and 5 mL of triethylamine was refluxed in *n*-propanol for 3 hours. After removal of the *n*-propanol by vacuum evaporation, the resulting material was treated with water and extracted into ethyl acetate. The ethyl acetate phase was evaporated and the residuum subsequently washed with 30 ml of petroleum ether. The solid residue was filtered off and the crude product crystallized from methanol. Yield 80 %, white solid. TLC (EtOAc:hexane) (1:1) (v:v): single spot; HPLC: purity > 98 %. ¹H NMR (400 MHz, DMSO): 0.90d(3H, *J* = 6.6 Hz); 1.32m(1H); 1.57m(1H); 1.84m(1H); 1.95m(1H); 2.12m(2H); 2.29m(1H); 3.26m(1H); 3.51bs(2H); 3.73m(1H); 3.89m(1H); 4.40t(1H, *J* = 5.1 Hz); 6.12d(1H, *J* = 5.2 Hz); 7.74bs(1H); 8.18s(1H); 8.28s(1H). MS (ES): [M+H]⁺ = 342 (100).

Table 2: Compounds prepared by the method of example 8-11

	PURINE SUBSTITUENT		CHN ANALYSES [%]	MS ANALYSES-ZMD	
	R6	R9		[M-H] ⁻ ^{a)}	[M+H] ⁺ ^{b)}
47	(E)-(4-hydroxy-2-methylbut-2-en-1-ylamino)	tetrahydrofuran-2-yl	C=57,7; H=6,3; N=24,7	288	290
47	(Z)-(4-hydroxy-3-methylbut-2-en-1-ylamino)	tetrahydrofuran-2-yl	C=58,6; H=6,8; N=23,9	288	290
49	(E)-(4-hydroxy-3-methylbut-2-en-1-ylamino)	tetrahydrofuran-2-yl	C=57,9; H=6,4; N=24,5	288	290
50	(Z)-(4-hydroxy-1,3-dimethylbut-2-en-1-ylamino)	tetrahydrofuran-2-yl	C=59,0; H=7,2; N=23,1	302	304

	PURINE SUBSTITUENT		CHN ANALYSES [%]	MS ANALYSES-ZMD	
	R6	R9		[M-H] ⁺ a)	[M+H] ⁺ b)
	(E)-(4-hydroxy-1,3-dimethylbut-2-en-1-ylamino)	tetrahydrofuran-2-yl	C=59,0; H=7,2; N=23,3	302	304
	4-hydroxy-3-methylbutylamino	tetrahydrofuran-2-yl	C=57,8; H=7,3; N=24,1	290	292
	1-methyl-4-hydroxy-3-methylbutylamino	tetrahydrofuran-2-yl	C=59,0; H=7,6; N=22,9	304	306
	4-hydroxybut-2-en-1-ylamino	tetrahydrofuran-2-yl	C=56,7; H=6,2; N=25,4	274	276
5	2-hydroxybenzylamino	tetrahydrofuran-2-yl	C=61,5; H=5,5; N=22,7	310	312
	3-hydroxybenzylamino	tetrahydrofuran-2-yl	C=61,5; H=5,4; N=22,5	310	312
	4-hydroxybenzylamino	tetrahydrofuran-2-yl	C=61,5; H=5,4; N=22,7	310	312
	2-hydroxy-3-methoxybenzylamino	tetrahydrofuran-2-yl	C=59,7; H=5,1; N=21,0	340	342
	2-hydroxy-4-methoxybenzylamino	tetrahydrofuran-2-yl	C=59,5; H=5,5; N=20,9	340	342
10	2-hydroxy-5-methoxybenzylamino	tetrahydrofuran-2-yl	C=59,6; H=5,5; N=20,7	340	342
	2,3-dihydroxybenzylamino	tetrahydrofuran-2-yl	C=58,5; H=5,2; N=21,5	326	328
	2,4-dihydroxybenzylamino	tetrahydrofuran-2-yl	C=58,7; H=5,1; N=21,5	326	328
	2,5-dihydroxybenzylamino	tetrahydrofuran-2-yl	C=58,8; H=5,1; N=21,4	326	328
	2,6-dihydroxybenzylamino	tetrahydrofuran-2-yl	C=58,5; H=5,1; N=21,7	326	328
15	3,4-dihydroxybenzylamino	tetrahydrofuran-2-yl	C=58,7; H=5,2; N=21,5	326	328
	3,5-dihydroxybenzylamino	tetrahydrofuran-2-yl	C=58,5; H=5,1; N=21,5	326	328
	4-hydroxy-3,5-dimethoxybenzylamino	tetrahydrofuran-2-yl	C=58,0; H=5,6; N=19,3	370	372
	4-hydroxy-2,6-dimethoxybenzylamino	tetrahydrofuran-2-yl	C=57,7; H=5,6; N=19,5	370	372
	4-hydroxy-3-methoxybenzylamino	tetrahydrofuran-2-yl	C=59,7; H=5,5; N=20,8	340	342
20	3-hydroxy-4-methoxybenzylamino	tetrahydrofuran-2-yl	C=59,8; H=5,6; N=20,6	340	342
	2,3,4-trihydroxybenzylamino	tetrahydrofuran-2-yl	C=59,7; H=6,0; N=18,3	384	386
	2,4,5-trihydroxybenzylamino	tetrahydrofuran-2-yl	C=59,2; H=6,1; N=18,7	384	386
	2-hydroxy-3-methylbenzylamino	tetrahydrofuran-2-yl	C=62,5; H=6,0; N=22,0	324	326
	2-hydroxy-5-methylbenzylamino	tetrahydrofuran-2-yl	C=62,1; H=5,8; N=21,9	324	326
25	4-hydroxy-3-methylbenzylamino	tetrahydrofuran-2-yl	C=62,9; H=5,8; N=21,4	324	326
	4-hydroxy-5-methylbenzylamino	tetrahydrofuran-2-yl	C=62,6; H=5,8; N=21,6	324	326
	3-hydroxyfurfurylamino	tetrahydrofuran-2-yl	C=55,5; H=5,1; N=23,8	300	302
	4-hydroxyfurfurylamino	tetrahydrofuran-2-yl	C=55,9; H=5,2; N=22,7	300	302
	5-hydroxyfurfurylamino	tetrahydrofuran-2-yl	C=55,4; H=4,9; N=23,5	300	302
30	5-hydroxy-pent-2-en-1-yl	tetrahydrofuran-2-yl	C=58,1; H=6,6; N=24,2	288	290

	PURINE SUBSTITUENT		CHN ANALYSES [%]	MS ANALYSES-ZMD		
	R6	R9		[M-H] ^{a)}	[M+H] ^{b)}	
	81	2-hydroxyanilino	tetrahydrofuran-2-yl	C=60,3; H=5,0; N=23,6	296	298
	82	3-hydroxyanilino	tetrahydrofuran-2-yl	C=60,1; H=5,1; N=23,7	296	298
	83	4-hydroxyanilino	tetrahydrofuran-2-yl	C=60,4; H=5,0; N=23,7	296	298
5	84	4-hydroxy-3-methylanilino	tetrahydrofuran-2-yl	C=61,5; H=5,2; N=22,7	310	312
	85	4-hydroxy-5-methylanilino	tetrahydrofuran-2-yl	C=61,6; H=5,2; N=22,8	310	312
	86	2,4-dihydroxyanilino	tetrahydrofuran-2-yl	C=57,1; H=4,7; N=22,7	312	314
	87	3,4-dihydroxyanilino	tetrahydrofuran-2-yl	C=57,4; H=4,8; N=22,3	312	314
	88	4-hydroxy-3,5-dimethoxyanilino	tetrahydrofuran-2-yl	C=56,9; H=5,4; N=20,1	356	358
	89	4-hydroxy-2,6-dimethoxyanilino	tetrahydrofuran-2-yl	C=57,0; H=5,6; N=19,9	356	358
10	90	3-hydroxy-4-methoxyanilino	tetrahydrofuran-2-yl	C=58,4; H=5,6; N=21,5	326	328
	91	4-hydroxy-3-methoxyanilino	tetrahydrofuran-2-yl	C=58,7; H=5,2; N=21,4	326	328
	92	2,3,4-trihydroxyanilino	tetrahydrofuran-2-yl	C=54,1; H=4,4; N=19,9	328	330
	93	2,4,5-trihydroxyanilino	tetrahydrofuran-2-yl	C=54,3; H=4,3; N=19,8	328	330

15

^{a)} solution: MeOH p.a. + HCOOH
^{b)} solution: MeOH p.a. + H₂O + NH₃

EXAMPLE 12: 6-(4-hydroxybenzylamine)-9-(4-chlorobutyl)purine. A mixture of 10 mmol (2451 mg) of 6-chloro-9-(4-chlorobutyl)purine (prepared from 10 mmol (1546 mg) of 6-chloropurine), 12 mmol (1478 mg) of 4-hydroxybenzylamine and 5 mL of triethylamine was refluxed in *n*-butanol for 3 hrs. After removal of the *n*-butanol by vacuum evaporation, the resulting material was treated with water and extracted into ethyl acetate. The ethyl acetate solvent was evaporated and the residuum subsequently washed with 30 ml of diethylether. The solid residue was filtered off and crude product crystallized from methanol. Yield: 70 %, white solid. TLC (CHCl₃:CH₃OH:NH₃) (85:15:0.1) (v:v): single spot; HPLC: purity > 98 %. ¹H NMR (400 MHz, DMSO): 1.89m(4H); 3.46dd(2H, J_a = 11.0 Hz, J_b = 3.6 Hz); 4.22tt(2H, J_a = 13.0 Hz, J_b = 3.5 Hz); 4.61s(2H); 6.59d(2H, J = 8.3 Hz); 7.27d(2H, J = 8.3 Hz); 8.18s(1H); 8.22bs(1H); 8.31s(1H); 9.18s(1H). MS (ES): [M+H]⁺ = 346 (100).

25

Table 3: Compounds prepared by the method of example 12

	PURINE SUBSTITUENT		CHN ANALYSES [%]	MS ANALYSES - ZMD		
	R6	R9		[M-H] ⁺ a)	[M+H] ⁺ b)	
	94	(Z)-(4-hydroxy-3-methylbut-2-en-1-ylamino)	4-chlorobutyl	C=54,2; H=6,5; N=22,7	308	310
	95	(E)-(4-hydroxy-3-methylbut-2-en-1-ylamino)	4-chlorobutyl	C=54,0; H=6,4; N=23,1	308	310
5	96	4-hydroxy-3-methylbutylamino	4-chlorobutyl	C=53,5; H=7,1; N=23,1	310	312
	97	1-methyl-4-hydroxy-3-methylbutylamino	4-chlorobutyl	C=55,3; H=7,4; N=21,5	324	326
	98	4-hydroxybut-2-en-1-ylamino	4-chlorobutyl	C=52,8; H=6,1; N=11,9	294	296
	99	2-hydroxybenzylamino	4-chlorobutyl	C=57,5; H=5,5; N=21,2	344	346
	100	3-hydroxybenzylamino	4-chlorobutyl	C=58,1; H=5,5; N=21,3	344	346
10	101	4-hydroxybenzylamino	4-chlorobutyl	C=57,8; H=5,4; N=21,7	344	346
	102	2-hydroxy-3-methoxybenzylamino	4-chlorobutyl	C=55,9; H=5,5; N=19,9	360	362
	103	2-hydroxy-4-methoxybenzylamino	4-chlorobutyl	C=56,1; H=5,6; N=19,7	360	362
	104	2-hydroxy-5-methoxybenzylamino	4-chlorobutyl	C=56,5; H=5,7; N=19,0	360	362
	105	2,3-dihydroxybenzylamino	4-chlorobutyl	C=55,2; H=5,1; N=20,4	346	348
15	106	2,4-dihydroxybenzylamino	4-chlorobutyl	C=56,1; H=5,2; N=20,6	346	348
	107	2,5-dihydroxybenzylamino	4-chlorobutyl	C=55,2; H=5,2; N=20,4	346	348
	108	2,6-dihydroxybenzylamino	4-chlorobutyl	C=55,1; H=5,1; N=20,4	346	348
	109	3,4-dihydroxybenzylamino	4-chlorobutyl	C=55,0; H=5,2; N=20,1	346	348
	110	3,5-dihydroxybenzylamino	4-chlorobutyl	C=55,3; H=5,2; N=20,2	346	348
20	111	4-hydroxy-3,5-dimethoxybenzylamino	4-chlorobutyl	C=55,0; H=5,7; N=18,1	390	392
	112	4-hydroxy-2,6-dimethoxybenzylamino	4-chlorobutyl	C=55,1; H=5,7; N=16,2	390	392
	113	4-hydroxy-3-methoxybenzylamino	4-chlorobutyl	C=56,1; H=5,6; N=19,6	360	362
	114	3-hydroxy-4-methoxybenzylamino	4-chlorobutyl	C=56,1; H=5,5; N=19,7	360	362
	115	2,3,4-trihydroxybenzylamino	4-chlorobutyl	C=52,1; H=4,7; N=19,8	362	364
25	116	2,4,5-trihydroxybenzylamino	4-chlorobutyl	C=52,4; H=4,9; N=19,5	362	364
	117	2-hydroxy-3-methylbenzylamino	4-chlorobutyl	C=58,7; H=5,7; N=20,7	344	346
	118	2-hydroxy-5-methylbenzylamino	4-chlorobutyl	C=59,2; H=5,9; N=19,9	344	346
	119	4-hydroxy-3-methylbenzylamino	4-chlorobutyl	C=58,7; H=5,8; N=20,4	344	346
	120	4-hydroxy-5-methylbenzylamino	4-chlorobutyl	C=58,9; H=5,7; N=20,4	344	346
30	121	3-hydroxyfurfurylamino	4-chlorobutyl	C=52,2; H=5,0; N=22,4	320	322
	122	4-hydroxyfurfurylamino	4-chlorobutyl	C=52,1; H=5,0; N=22,4	320	322

PURINE SUBSTITUENT			CHN ANALYSES [%]	MS ANALYSES - ZMD	
	R6	R9		[M-H] ⁺ ^{a)}	[M+H] ⁺ ^{b)}
			N=22,1		
123	5-hydroxyfurfurylamino	4-chlorobutyl	C=52,4; H=5,2; N=21,9	320	322
124	2-hydroxyanilino	4-chlorobutyl	C=56,7; H=5,1; N=21,9	316	318
125	3-hydroxyanilino	4-chlorobutyl	C=56,3; H=5,0; N=22,3	316	318
126	4-hydroxyanilino	4-chlorobutyl	C=56,6; H=5,0; N=22,4	316	318

^{a)} solution: MeOH p.a. + HCOOH
^{b)} solution: MeOH p.a. + H₂O + NH₃
^{c)} for Cl³⁵

EXAMPLE 13: 6-(4-hydroxybenzylamine)-9-(1-ethoxyeth-2-yl)purine. A mixture of 10 mmol (2270 mg) of 6-chloro-9-(1-ethoxyeth-2-yl)purine made of 10 mmol (1546 mg) of 6-chloropurine, 12 mmol (1478 mg) of 4-hydroxybenzylamine, and 4 mL of *N*-ethyl-diisopropylamine was refluxed in *n*-butanol for 3 hrs. After removal of the *n*-butanol by vacuum evaporation, the resulting material was treated with water and extracted into ethyl acetate. The ethyl acetate phase was evaporated and the residuum subsequently washed with 30 ml of hexane. The solid residue was filtered off and the crude product crystallized from isopropanol. Yield: 65 %, white solid. TLC (CHCl₃:CH₃OH:NH₃ (85:15:0.1) (v:v): single spot; HPLC: purity > 98 %. ¹H NMR (400 MHz, DMSO): 1.12t(3H, J = 6.8 Hz); 3.16m(1H); 3.23m(1H); 3.82dd(2H, J_a = 13.0 Hz, J_b = 3.8 Hz); 4.31m (2H); 4.60s(2H); 6.70d(2H, J = 8.3 Hz); 7.30d(2H, J = 8.3 Hz); 8.18bs(1H); 8.23s(1H); 8.32s(1H); 9.25s(1H). MS (ES): [M+H]⁺ = 314 (100).

Table 4: Compounds prepared by the method of example 13

PURINE SUBSTITUENT			CHN ANALYSES [%]	MS ANALYSES-ZMD	
	R6	R9		[M-H] ⁺ ^{a)}	[M+H] ⁺ ^{b)}
127	(Z)-(4-hydroxy-3-methylbut-2-en-1-ylamino)	1-ethoxyeth-2-yl	C=57,0; H=7,2; N=24,3	290	292
128	(E)-(4-hydroxy-3-methylbut-2-en-1-ylamino)	1-ethoxyeth-2-yl	C=57,1; H=7,3; N=24,2	290	292
129	4-hydroxy-3-methylbutylamino	1-ethoxyeth-2-yl	C=57,1; H=7,6; N=24,2	292	294
130	4-hydroxybut-2-en-1-ylamino	1-ethoxyeth-2-yl	C=56,3; H=6,9; N=25,2	276	278
131	2-hydroxybenzylamino	1-ethoxyeth-2-yl	C=60,9; H=6,0; N=22,9	312	314
132	3-hydroxybenzylamino	1-ethoxyeth-2-yl	C=61,1; H=6,0; N=22,5	312	314

	PURINE SUBSTITUENT		CHN ANALYSES [%]	MS ANALYSES-ZMD	
	R6	R9		[M-H] ^{a)}	[M+H] ^{b)}
	4-hydroxybenzylamino	1-ethoxyeth-2-yl	C=60,8; H=6,1; N=22,5	312	314
	2-hydroxy-3-methoxybenzylamino	1-ethoxyeth-2-yl	C=59,1; H=6,0; N=21,0	342	344
	2-hydroxy-4-methoxybenzylamino	1-ethoxyeth-2-yl	C=59,5; H=6,0; N=20,6	342	344
	2-hydroxy-5-methoxybenzylamino	1-ethoxyeth-2-yl	C=59,3; H=6,0; N=20,9	342	344
5	2,3-dihydroxybenzylamino	1-ethoxyeth-2-yl	C=58,0; H=5,7; N=21,4	328	330
	2,4-dihydroxybenzylamino	1-ethoxyeth-2-yl	C=58,5; H=5,5; N=21,9	328	330
	2,5-dihydroxybenzylamino	1-ethoxyeth-2-yl	C=58,4; H=5,8; N=21,3	328	330
	2,6-dihydroxybenzylamino	1-ethoxyeth-2-yl	C=58,5; H=5,8; N=21,7	328	330
	3,4-dihydroxybenzylamino	1-ethoxyeth-2-yl	C=58,1; H=5,7; N=21,7	328	330
10	3,5-dihydroxybenzylamino	1-ethoxyeth-2-yl	C=58,3; H=5,8; N=21,8	328	330
	4-hydroxy-3,5-dimethoxybenzylamino	1-ethoxyeth-2-yl	C=57,4; H=6,4; N=19,0	372	374
	4-hydroxy-2,6-dimethoxybenzylamino	1-ethoxyeth-2-yl	C=57,6; H=6,8; N=19,3	372	374
	4-hydroxy-3-methoxybenzylamino	1-ethoxyeth-2-yl	C=59,2; H=6,2; N=20,4	342	344
	3-hydroxy-4-methoxybenzylamino	1-ethoxyeth-2-yl	C=59,0; H=6,3; N=20,4	342	344
15	2,3,4-trihydroxybenzylamino	1-ethoxyeth-2-yl	C=55,5; H=5,6; N=20,8	344	346
	2,4,5-trihydroxybenzylamino	1-ethoxyeth-2-yl	C=55,1; H=5,3; N=20,4	344	346

^{a)} solution: MeOH p.a. + HCOOH
^{b)} solution: MeOH p.a. + H₂O + NH₃
* for C¹³

20 **EXAMPLE 14: Estimation of cytokinin biological activity of novel compounds in callus bioassay.** Cytokinin-dependent tobacco callus *Nicotiana tabacum* L. cv. Wisconsin 38 was maintained at 25°C in darkness on modified MS medium, containing per 1 liter: 4 mmol of nicotinic acid, 2.4 mmol of pyridoxine hydrochloride, 1.2 mmol of thiamine, 26.6 mmol of glycine, 1.37 mmol
25 of glutamine, 1.8 mmol of myo-inositol, 30 g of sucrose, 8 g of agar, 5.37 mmol of NAA, and 0.5 mmol of the compound tested. Subcultivation was carried out every three weeks. Fourteen days before the bioassay, the callus tissue was transferred to the media without the compound tested. The biological activity was determined from the increase of the fresh callus weight after four weeks of
30 cultivation. Five replicates were prepared for each concentration of the compound tested and the entire test was repeated twice. From the obtained

data, the concentration with the highest activity was selected for each compound tested. The relative activity of the compound at this concentration was calculated (Table 8). The activity obtained for 10^{-6} M 6-benzylaminopurine (BAP) was defined as 100 %.

5 The compounds to be tested were dissolved in dimethylsulfoxide (DMSO) and the solution brought up to 10^{-3} M with distilled water. This stock solution was further diluted with the respective media used for the biotest to a concentration ranging from 10^{-8} M to 10^{-4} M. The final concentration of DMSO did not exceed 0.2 % and therefore did not affect the biological activity in the assay system used. The compounds listed in Table 5 can be divided into two groups. The first group contains natural cytokinins represented by N⁶-substituted purines (compounds known in the prior art serving as control). The second group contains the novel 6,9-disubstituted purines derived from the compounds of the first group. The results in Table 5 show that the substitution in position 9 of the purine ring by tetrahydropyranyl, tetrahydrofuranyl and other easily cleavable substituents generally led to an increase of the cytokinin activity in the callus bioassay in comparison to the original cytokinin analogues.

20 Table 5: The effect of novel compounds on the growth of cytokinin-dependent tobacco callus *Nicotiana tabacum* L. cv. Wisconsin 38

Tested compound		concentration with highest activity (mol.l ⁻¹)	activity (%) [10 ⁻⁵ mol.l ⁻¹ BAP = 100%]
R6	R9		
benzylamino	H	10 ⁻⁶	100
benzylamino	tetrahydropyran-2-yl	10 ⁻⁶	103 (± 12)
25 2-hydroxybenzylamino	H	10 ⁻⁵	72.3 (± 9)
2-hydroxybenzylamino	tetrahydropyran-2-yl	10 ⁻⁵	80 (± 7)
2-hydroxybenzylamino	tetrahydrofuran-2-yl	10 ⁻⁵	78 (± 8)
3-hydroxybenzylamino	H	10 ⁻⁵	116 (± 11)
3-hydroxybenzylamino	tetrahydropyran-2-yl	10 ⁻⁵	139 (± 16)
30 3-hydroxybenzylamino	tetrahydrofuran-2-yl	10 ⁻⁵	125 (± 14)
3-hydroxybenzylamino	4-chlorobutyl	10 ⁻⁴	111.6 (± 20)
3-hydroxybenzylamino	1-ethoxyethyl	10 ⁻⁴	109.4 (± 14)
4-hydroxybenzylamino	H		n.a.
4-hydroxybenzylamino	tetrahydropyran-2-yl	10 ⁻⁵	36 (± 5)

Tested compound		concentration with highest activity (mol.l ⁻¹)	activity (%) [10 ⁻⁶ mol.l ⁻¹ BAP = 100%]	
R6	R9			
	4- hydroxybenzylamino	tetrahydrofuran-2-yl	10 ⁻⁵	27 (± 6)
	(E)-(4-hydroxy-3-methylbut-2-en-1-ylamino)	H	10 ⁻⁵	86.9 (± 12)
5	(E)-(4-hydroxy-3-methylbut-2-en-1-ylamino)	tetrahydropyran-2-yl	10 ⁻⁵	96.5 (± 3)
	(E)-(4-hydroxy-3-methylbut-2-en-1-ylamino)	tetrahydrofuran-2-yl	10 ⁻⁵	89 (± 12)
10	(E)-(4-hydroxy-3-methylbut-2-en-1-ylamino)	4-chlorobutyl	10 ⁻⁴	103.5 (± 16)
	(E)-(4-hydroxy-3-methylbut-2-en-1-ylamino)	1-ethoxyethyl	10 ⁻⁴	102.8 (± 15)
	4-hydroxy-3-methylbutylamino	H	10 ⁻⁶	83.2 (± 15)
15	4-hydroxy-3-methylbutylamino	tetrahydropyran-2-yl	10 ⁻⁶	112 (± 13)
	4-hydroxy-3-methylbutylamino	tetrahydrofuran-2-yl	10 ⁻⁵	105 (± 11)
20	4-hydroxy-3-methylbutylamino	4-chlorobutyl	10 ⁻⁴	84 (± 8)
	4-hydroxy-3-methylbutylamino	1-ethoxyethyl	10 ⁻⁴	95 (± 6)
	2-hydroxy-3-methoxybenzylamino*	H		n.a.
25	2-hydroxy-3-methoxybenzylamino	tetrahydropyran-2-yl	10 ⁻⁶	11 (± 1)
	3,5-dihydroxybenzylamino*	H	10 ⁻⁶	39(± 6)
	3,5-dihydroxybenzylamino	tetrahydropyran-2-yl	10 ⁻⁶	45(± 4)
	2-hydroxy-4-methoxybenzylamino	tetrahydropyran-2-yl	10 ⁻⁶	43 (± 2)
30	2,4-dihydroxybenzylamino	tetrahydropyran-2-yl	10 ⁻⁵	5 (± 4)
	2,5-dihydroxybenzylamino	tetrahydropyran-2-yl	10 ⁻⁵	20 (± 8)
	3,4-dihydroxybenzylamino	tetrahydropyran-2-yl	10 ⁻⁵	61 (± 13)
	4-hydroxy-3,5-dimethoxybenzylamino	tetrahydropyran-2-yl	10 ⁻⁵	39 (± 12)
35	4-hydroxy-2,6-dimethoxybenzylamino	tetrahydropyran-2-yl	10 ⁻⁵	43 (± 15)
	4-hydroxy-3-methoxybenzylamino	tetrahydropyran-2-yl	10 ⁻⁵	62 (± 6)
40	3-hydroxy-4-methoxybenzylamino	tetrahydropyran-2-yl	10 ⁻⁶	55 (± 17)
	2-hydroxy-3-methylbenzylamino	tetrahydropyran-2-yl	10 ⁻⁵	9.2 (± 7)
	2-hydroxy-5-methylbenzylamino	tetrahydropyran-2-yl	10 ⁻⁴	121 (± 11)
45	4-hydroxy-3-methylbenzylamino	tetrahydropyran-2-yl	10 ⁻⁵	4 (± 3)
	4-hydroxy-5-methylbenzylamino	tetrahydropyran-2-yl	10 ⁻⁵	6 (± 2)
	3-hydroxyfurfurylamino	tetrahydropyran-2-yl	10 ⁻⁶	52 (± 17)
50	4-hydroxyfurfurylamino	tetrahydropyran-2-yl	10 ⁻⁶	91 (± 13)
	2-hydroxyanilino	tetrahydropyran-2-yl	10 ⁻⁶	30 (± 9)
	3-hydroxyanilino	tetrahydropyran-2-yl	10 ⁻⁶	65 (± 13)
	4-hydroxyanilino	tetrahydropyran-2-yl	10 ⁻⁵	22 (± 6)

Tested compound		concentration with highest activity (mol.l ⁻¹)	activity (%) [10 ⁻⁵ mol.l ⁻¹ BAP = 100%]
R6	R9		
4-hydroxy-3-methylanilino	tetrahydropyran-2-yl	10 ⁻⁵	12 (± 4)
4-hydroxy-5-methylanilino	tetrahydropyran-2-yl	10 ⁻⁵	10 (± 7)
4-hydroxy-3,5-dimethoxyanilino	tetrahydropyran-2-yl	10 ⁻⁵	19 (± 9)
4-hydroxy-2,6-dimethoxyanilino	tetrahydropyran-2-yl	10 ⁻⁵	15 (± 11)
4-hydroxy-3,5-dimethoxybenzylamino	tetrahydrofuran-2-yl	10 ⁻⁵	27 (± 9)
4-hydroxy-2,6-dimethoxybenzylamino	tetrahydrofuran-2-yl	10 ⁻⁵	31 (± 7)
3-hydroxy-4-methoxybenzylamino	tetrahydrofuran-2-yl	10 ⁻⁵	47 (± 12)
4-hydroxy-3-methylbenzylamino	tetrahydrofuran-2-yl	10 ⁻⁵	12 (± 3)
4-hydroxy-5-methylbenzylamino	tetrahydrofuran-2-yl	10 ⁻⁵	2 (± 0.8)
4-hydroxyanilino	tetrahydrofuran-2-yl	10 ⁻⁵	10 (± 3)
4-hydroxy-3-methylanilino	tetrahydrofuran-2-yl	10 ⁻⁵	7 (± 2)

n. a. means not active

*the control cytokinins described in Doležal et al. (Bioorg. Med.Chem. 14: 875, 2006).

EXAMPLE 15: Testing of novel compounds for typical cytokinin

activity in *Amaranthus* bioassay. A standard *Amaranthus* bioassay was

performed with several modifications. The seeds of *Amaranthus caudatus* var.

atropurpurea were surface-sterilized in 10% (w/v) N-chlorobenzenesulfonamide

for 10 min and washed 5 times with deionized water. They were placed in 14 cm

Petri dishes containing paper tissues saturated with deionized water. After 72 h

of cultivation at 25°C in darkness, the roots of the seedlings were cut off. The

explants, consisting of two cotyledons and hypocotyls, were placed in 5 cm Petri

dishes onto two layers of filter paper soaked with 1 ml of the incubation medium

containing 10 mmol of NA₂HPO₄-KH₂PO₄, pH 6.8, 5 mmol of tyrosine and the

compound to be tested. There were 20 explants per dish. The procedure was

carried out under a green safe light in a darkroom. After 48 h of incubation at

25°C in darkness, betacyanin was extracted by freezing the explants in 4 ml 3.33

mM acetic acid. The concentration of betacyanin was determined from the

absorbencies at 537 nm and 620 nm as follows: DA = A_{537nm} - A_{620nm}. From the

obtained data, the concentration with the highest activity was selected for each

compound tested. Relative activity of the compound at this concentration was

calculated. The activity obtained for 10⁻⁵ M 6-benzylaminopurine (BAP) was

defined as 100 %. The values shown in Table 6 are means of five replicates and the entire test was repeated twice.

The compounds to be tested were dissolved in dimethylsulfoxide (DMSO) and the solution brought up to 10^{-3} M with distilled water. This stock solution was further diluted with the respective media used for the biotest to a concentration ranging from 10^{-8} M to 10^{-4} M. The final concentration of DMSO did not exceed 0.2 % and therefore did not affect the biological activity in the assay system used. The compounds listed in Table 6 can be again divided into two groups. The first group contains classical cytokinins represented by N⁶-substituted purines (compounds known in the prior art serving as control). The second group contains the novel 6,9-disubstituted derivatives of the compounds of the first group. The results show that the substitution in position 9 of the purine skeleton generally led to an increase of betacyanin (purple color) content in *Amaranthus caudatus* cotyledon/hypocotyl explants in comparison to the corresponding natural cytokinins.

Table 6: The effect of novel compounds on the betacyanin content in *Amaranthus caudatus* cotyledon/hypocotyl explants

Tested compound		Concentration with highest activity (mol.l ⁻¹)	Activity (%) [10 ⁻⁵ mol.l ⁻¹ BAP = 100%]
R6	R9		
benzylamino	H	10 ⁻⁵	100
benzylamino	tetrahydropyran-2-yl	10 ⁻⁴	120.7 (± 18)
2-hydroxybenzylamino	H	10 ⁻⁴	32.6 (± 12)
2-hydroxybenzylamino	tetrahydropyran-2-yl	10 ⁻⁴	41.6 (± 5)
2-hydroxybenzylamino	tetrahydrofuran-2-yl	10 ⁻⁴	33 (± 5)
2-hydroxybenzylamino	4-chlorobutyl	10 ⁻⁴	47.5 (± 8)
3-hydroxybenzylamino	H	10 ⁻⁵	99 (± 15)
3-hydroxybenzylamino	tetrahydropyran-2-yl	10 ⁻⁴	105.1 (± 21)
3-hydroxybenzylamino	tetrahydrofuran-2-yl	10 ⁻⁴	107 (± 16)
3-hydroxybenzylamino	4-chlorobutyl	10 ⁻⁴	102.5 (± 18)
3-hydroxybenzylamino	1-ethoxyethyl	10 ⁻⁴	108.2 (± 18)
4-hydroxybenzylamino	H		n.a.
4-hydroxybenzylamino	tetrahydropyran-2-yl	10 ⁻⁴	25.3 (± 9)
4-hydroxybenzylamino	tetrahydrofuran-2-yl	10 ⁻⁴	13 (± 4)
4-hydroxybenzylamino	4-chlorobutyl	10 ⁻⁴	33.4 (± 8)

Tested compound		Concentration with highest activity (mol.l ⁻¹)	Activity (%) [10 ⁵ mol.l ⁻¹ BAP = 100%]	
R6	R9			
	(E)-(4-hydroxy-3-methylbut-2-en-1-ylamino)	H	10 ⁶	116 (± 13)
5	(E)-(4-hydroxy-3-methylbut-2-en-1-ylamino)	tetrahydropyran-2-yl	10 ⁴	299.4 (± 14)
	(E)-(4-hydroxy-3-methylbut-2-en-1-ylamino)	tetrahydrofuran-2-yl	10 ⁴	117 (± 7)
	(E)-(4-hydroxy-3-methylbut-2-en-1-ylamino)	4-chlorobutyl	10 ⁴	123.8 (± 12)
10	(E)-(4-hydroxy-3-methylbut-2-en-1-ylamino)	1-ethoxyethyl	10 ⁴	92.5 (± 10)
	4-hydroxy-3-methylbutylamino	H	10 ⁴	75 (± 13)
	4-hydroxy-3-methylbutylamino	tetrahydropyran-2-yl	10 ⁴	83 (± 6)
	4-hydroxy-3-methylbutylamino	tetrahydrofuran-2-yl	10 ⁴	80 (± 7)
	4-hydroxy-3-methylbutylamino	4-chlorobutyl	10 ⁴	81 (± 6)
15	4-hydroxy-3-methylbutylamino	1-ethoxyethyl	10 ⁴	85 (± 7)
	2-hydroxy-3-methoxybenzylamino*	H	10 ⁴	19 (± 3)
	2-hydroxy-3-methoxybenzylamino	tetrahydropyran-2-yl	10 ⁴	32 (± 7)
	2-hydroxy-3-methoxybenzylamino	4-chlorobutyl	10 ⁴	53 (± 6)
	3,5-dihydroxybenzylamino*	H	10 ⁵	53 (± 9)
20	3,5-dihydroxybenzylamino	tetrahydropyran-2-yl	10 ⁵	53 (± 9)
	2-hydroxy-4-methoxybenzylamino	tetrahydropyran-2-yl	10 ⁴	37 (± 6)
	2,5-dihydroxybenzylamino	tetrahydropyran-2-yl	10 ⁴	35.1 (± 9)
	3,4-dihydroxybenzylamino	tetrahydropyran-2-yl	10 ⁴	52 (± 13)
25	4-hydroxy-3,5-dimethoxybenzylamino	tetrahydropyran-2-yl	10 ⁴	8 (± 3)
	4-hydroxy-2,6-dimethoxybenzylamino	tetrahydropyran-2-yl	10 ⁴	12 (± 5)
	4-hydroxy-3-methoxybenzylamino	tetrahydropyran-2-yl	10 ⁴	57 (± 11)
	3-hydroxy-4-methoxybenzylamino	tetrahydropyran-2-yl	10 ⁴	41 (± 7)
30	2-hydroxy-3-methylbenzylamino	tetrahydropyran-2-yl	10 ⁴	68.8 (± 17)
	2-hydroxy-5-methylbenzylamino	tetrahydropyran-2-yl	10 ⁴	68.4 (± 11)
	4-hydroxy-3-methylbenzylamino	tetrahydropyran-2-yl	10 ⁴	7 (± 1)
	4-hydroxy-5-methylbenzylamino	tetrahydropyran-2-yl	10 ⁴	5 (± 3)
	3-hydroxyfurfurylamino	tetrahydropyran-2-yl	10 ⁴	65 (± 12)
35	4-hydroxyfurfurylamino	tetrahydropyran-2-yl	10 ⁴	115 (± 18)
	2-hydroxyanilino	tetrahydropyran-2-yl	10 ⁴	65 (± 10)
	3-hydroxyanilino	tetrahydropyran-2-yl	10 ⁴	122 (± 11)
	4-hydroxyanilino	tetrahydropyran-2-yl	10 ⁴	32 (± 7)
	4-hydroxy-3-methylanilino	tetrahydropyran-2-yl	10 ⁴	15 (± 5)
40	4-hydroxy-5-methylanilino	tetrahydropyran-2-yl	10 ⁴	17 (± 8)
	4-hydroxy-3,5-dimethoxyanilino	tetrahydropyran-2-yl	10 ⁴	10 (± 4)

Tested compound		Concentration with highest activity (mol.l ⁻¹)	Activity (%) [10 ⁻⁶ mol.l ⁻¹ BAP = 100%]
R6	R9		
4-hydroxy-2,6-dimethoxyanilino	tetrahydropyran-2-yl	10 ⁻⁴	8 (± 2)
4-hydroxy-3,5-dimethoxybenzylamino	tetrahydrofuran-2-yl	10 ⁻⁴	2 (± 1)
4-hydroxy-2,6-dimethoxybenzylamino	tetrahydrofuran-2-yl	10 ⁻⁴	7 (± 3)
3-hydroxy-4-methoxybenzylamino	tetrahydrofuran-2-yl	10 ⁻⁴	32 (± 9)
4-hydroxy-3-methylbenzylamino	tetrahydrofuran-2-yl	10 ⁻⁴	2 (± 0,7)
4-hydroxy-5-methylbenzylamino	tetrahydrofuran-2-yl	10 ⁻⁴	22 (± 6)
4-hydroxyanilino	tetrahydrofuran-2-yl	10 ⁻⁴	22 (± 6)
4-hydroxy-3-methylanilino	tetrahydrofuran-2-yl	10 ⁻⁴	6 (± 3)

n. a. means not active

*the control cytokinins described in Doležal et al. (Bioorg. Med.Chem. 14: 875, 2006).

EXAMPLE 16: Testing of antisenescence properties of novel cytokinin compounds on wheat leaf segments. Seeds of winter wheat, *Triticum aestivum* cv. Hereward, were washed under running water for 24 hours and then sown on vermiculite soaked with the Knop's solution. They were placed in the grow chamber at 25°C with a 16h - 8 h light period at 50 mmol.m⁻².s⁻¹. After 7 days, the first leaf was fully developed and the second leaf had started to grow. A 35 mm long tip section of the first leaf, was removed from each of 5 seedlings and trimmed slightly to a combined weight of 100 mg. The basal ends of the five leaf tips were placed in the wells of a microtiter polystyrene plate containing 150 ml of the solution of the tested compound each. The entire plate was inserted into a plastic box lined with paper tissues soaked with distilled water to prevent leaf sections from drying out. After 96 h incubation in the dark at 25°C, the leaves were removed and chlorophyll was extracted by heating at 80°C for 10 min in 5 ml of 80 % ethanol (v/v). The sample volume was then restored to 5 ml by the addition of 80 % ethanol (v/v). The absorbance of the extract was recorded at 665 nm. In addition, chlorophyll extracts from fresh leaves and leaf tips incubated in deionized water were measured. From the obtained data, the concentration with the highest activity was selected for each compound tested. Relative activity of the compound at this concentration was calculated (Table 7). The activity obtained for 10⁻⁴ M 6-benzylaminopurine (BAP) was defined as 100%. The values shown are means of five replicates and the whole experiment

was repeated twice.

The compounds to be tested were dissolved in dimethylsulfoxide (DMSO) and the solution brought up to 10^{-3} M with distilled water. This stock solution was further diluted with distilled water to a concentration ranging from 10^{-9} M to 10^{-4} M. The final concentration of DMSO did not exceed 0.2 % and therefore did not affect the biological activity in the assay system used.

The compounds listed in Table 7 can be divided into 2 groups. The first group contains natural cytokinins, represented by N⁶-substituted purines (compounds known in the prior art serving as controls). The second group contains the novel 6,9-disubstituted purines derived from the compounds of the first group. The results show that the substitution in position 9 of the purine skeleton generally led to an increase of the antisenescent activity in comparison to the corresponding classical cytokinins.

Table 7: The effect of novel compounds on the retention of chlorophyll in excised wheat leaf tips (standard deviations of the mean for 10 replicate determinations are shown)

Tested compound		concentration with highest activity (mol.l ⁻¹)	activity (%) [10 ⁻⁴ mol.l ⁻¹ BAP = 100%]
R6	R9		
benzylamino	H	10 ⁻⁴	100
benzylamino	tetrahydropyran-2-yl	10 ⁻⁴	105 (± 0.5)
2-hydroxybenzylamino	H	10 ⁻⁴	22.4 (± 5)
2-hydroxybenzylamino	tetrahydropyran-2-yl	10 ⁻⁴	23.6 (± 7)
2-hydroxybenzylamino	tetrahydrofuran-2-yl	10 ⁻⁴	26 (± 2)
2-hydroxybenzylamino	4-chlorobutyl	10 ⁻⁴	47.5 (± 8)
3-hydroxybenzylamino	H	10 ⁻⁴	105.9 (± 14)
3-hydroxybenzylamino	tetrahydropyran-2-yl	10 ⁻⁴	133.1 (± 15)
3-hydroxybenzylamino	tetrahydrofuran-2-yl	10 ⁻⁴	113 (± 18)
3-hydroxybenzylamino	4-chlorobutyl	10 ⁻⁴	102.5 (± 18)
3-hydroxybenzylamino	1-ethoxyethyl	10 ⁻⁴	108.2 (± 18)
4-hydroxybenzylamino	H		n.a.
4-hydroxybenzylamino	tetrahydropyran-2-yl	10 ⁻⁴	10.1 (± 9)
4-hydroxybenzylamino	tetrahydrofuran-2-yl	10 ⁻⁴	3 (± 1)
4-hydroxybenzylamino	4-chlorobutyl	10 ⁻⁴	33.4 (± 8)

Tested compound		concentration with highest activity (mol.l ⁻¹)	activity (%) [10 ⁻⁴ mol.l ⁻¹ BAP = 100%]	
R6	R9			
5	(E)-(4-hydroxy-3-methylbut-2-en-1-ylamino)	H	10 ⁻⁴	28.3 (± 17)
	(E)-(4-hydroxy-3-methylbut-2-en-1-ylamino)	tetrahydropyran-2-yl	10 ⁻⁴	38.2 (± 7)
	(E)-(4-hydroxy-3-methylbut-2-en-1-ylamino)	tetrahydrofuran-2-yl	10 ⁻⁴	45 (± 6)
	(E)-(4-hydroxy-3-methylbut-2-en-1-ylamino)	4-chlorobutyl	10 ⁻⁴	73.8 (± 12)
	(E)-(4-hydroxy-3-methylbut-2-en-1-ylamino)	1-ethoxyethyl	10 ⁻⁴	92.5 (± 10)
10	4-hydroxy-3-methylbutylamino	H	10 ⁻⁴	89 (± 11)
	4-hydroxy-3-methylbutylamino	tetrahydropyran-2-yl	10 ⁻⁴	95 (± 8)
	4-hydroxy-3-methylbutylamino	tetrahydrofuran-2-yl	10 ⁻⁴	91 (± 4)
	4-hydroxy-3-methylbutylamino	4-chlorobutyl	10 ⁻⁴	89 (± 7)
15	4-hydroxy-3-methylbutylamino	1-ethoxyethyl	10 ⁻⁴	94 (± 10)
	2-hydroxy-3-methoxybenzylamino*	H	10 ⁻⁴	34 (± 5)
	2-hydroxy-3-methoxybenzylamino	tetrahydropyran-2-yl	10 ⁻⁴	50 (± 5)
	3,5-dihydroxybenzylamino*	H	10 ⁻⁴	134 (± 10)
20	3,5-dihydroxybenzylamino	tetrahydropyran-2-yl	10 ⁻⁴	145 (± 12)
	2-hydroxy-4-methoxybenzylamino	tetrahydropyran-2-yl	10 ⁻⁴	35 (± 9.5)
	2,5-dihydroxybenzylamino	tetrahydropyran-2-yl	10 ⁻⁴	15 (± 5)
	3,4-dihydroxybenzylamino	tetrahydropyran-2-yl	10 ⁻⁴	71.3 (± 17)
25	4-hydroxy-3,5-dimethoxybenzylamino	tetrahydropyran-2-yl	10 ⁻⁴	42 (± 13)
	4-hydroxy-2,6-dimethoxybenzylamino	tetrahydropyran-2-yl	10 ⁻⁴	22 (± 4)
	4-hydroxy-3-methoxybenzylamino	tetrahydropyran-2-yl	10 ⁻⁴	55 (± 18)
	3-hydroxy-4-methoxybenzylamino	tetrahydropyran-2-yl	10 ⁻⁴	47 (± 11)
30	2-hydroxy-3-methylbenzylamino	tetrahydropyran-2-yl	10 ⁻⁴	16.4 (± 3)
	2-hydroxy-5-methylbenzylamino	tetrahydropyran-2-yl	10 ⁻⁴	82 (± 12)
	4-hydroxy-3-methylbenzylamino	tetrahydropyran-2-yl	10 ⁻⁴	9 (± 2)
	4-hydroxy-5-methylbenzylamino	tetrahydropyran-2-yl	10 ⁻⁴	3 (± 1)
35	3-hydroxyfurfurylamino	tetrahydropyran-2-yl	10 ⁻⁴	45 (± 13)
	4-hydroxyfurfurylamino	tetrahydropyran-2-yl	10 ⁻⁴	101 (± 17)
	2-hydroxyanilino	tetrahydropyran-2-yl	10 ⁻⁴	11 (± 4)
	3-hydroxyanilino	tetrahydropyran-2-yl	10 ⁻⁴	23 (± 7)
	4-hydroxy-3-methylanilino	tetrahydropyran-2-yl	10 ⁻⁴	7 (± 5)
	4-hydroxy-5-methylanilino	tetrahydropyran-2-yl	10 ⁻⁴	10 (± 3)
	4-hydroxy-3,5-dimethoxyanilino	tetrahydropyran-2-yl	10 ⁻⁴	28 (± 9)
	4-hydroxy-2,6-dimethoxyanilino	tetrahydropyran-2-yl	10 ⁻⁴	14 (± 4)
	4-hydroxy-3,5-dimethoxybenzylamino	tetrahydrofuran-2-yl	10 ⁻⁴	36 (± 10)

Tested compound		concentration with highest activity (mol.l ⁻¹)	activity (%) [10 ⁻⁴ mol.l ⁻¹ BAP = 100%]
R6	R9		
4-hydroxy-2,6-dimethoxybenzylamino	tetrahydrofuran-2-yl	10 ⁻⁴	14 (± 5)
3-hydroxy-4-methoxybenzylamino	tetrahydrofuran-2-yl	10 ⁻⁴	35 (± 8)
4-hydroxy-3-methylbenzylamino	tetrahydrofuran-2-yl	10 ⁻⁴	1,4 (± 2)
4-hydroxy-5-methylbenzylamino	tetrahydrofuran-2-yl	10 ⁻⁴	17 (± 5)
4-hydroxyanilino	tetrahydrofuran-2-yl	10 ⁻⁴	28 (± 4)
4-hydroxy-3-methylanilino	tetrahydrofuran-2-yl	10 ⁻⁴	4 (± 3)

*the control cytokinins described in Doležal et al. (Bioorg. Med.Chem. 14: 875, 2006)

EXAMPLE 17: Inhibition of aging of normal human cells by

novel compounds. In this example, human diploid fibroblasts (HCA cells of various passage levels: passage 20 - designated HCA20; passage 40 - designated HCA40; passage 60 - designated HCA60) were stained for β -galactosidase activity. The medium used for the cell cultivation was removed, the cells were washed twice in PNS, and fixed in 2-3 ml of fixing solution comprised of a 2% formaldehyde and 0.2% glutaraldehyde in PBS. The cells were incubated at room temperature for 5 minutes, and then washed twice with PBS. The cells were subsequently incubated at 37°C (without CO₂) for 16 hours in 2-3 ml of the solution comprising potassium ferricyanide (5 mM), potassium ferrocyanide (5 mM), MgCl₂ (2 mM), X-gal (5-bromo-4-chloro-3-indolyl- β -D-galactopyranoside) (1 mg/ml), in citric/phosphate buffer, pH 6.0) Following this incubation period, the cell samples were observed in order to detect the presence of blue cells, indicating that X-gal had been cleaved (positively senescent cells). In this experiment, senescent cells, but no other cells were stained blue due to the action of β -galactosidase on the substrate.

Table 8: The effect of novel compounds on the number of senescent cells in the culture of human fibroblasts

Substituent		SENESCENT CELLS (%)		
R6	R9	HCA20	HCA40	HCA60
benzylamino	tetrahydropyran-2-yl	3	4	47
(Z)-(4-hydroxy-3-methylbut-2-en-1-ylamino)	tetrahydropyran-2-yl	4	5	15
4-hydroxy-3-methylbutylamino	tetrahydropyran-2-yl	5	2	25

Substituent		SENESCENT CELLS (%)		
R6	R9	HCA20	HCA40	HCA60
2-hydroxybenzylamino	tetrahydropyran-2-yl	4	2	26
3-hydroxybenzylamino	tetrahydropyran-2-yl	5	3	25
4-hydroxybenzylamino	tetrahydropyran-2-yl	5	5	16
2-hydroxy-3-methoxybenzylamino	tetrahydropyran-2-yl	3	3	25
2-hydroxy-4-methoxybenzylamino	tetrahydropyran-2-yl	3	4	27
3,4-dihydroxybenzylamino	tetrahydropyran-2-yl	3	4	15
4-hydroxy-3,5-dimethoxybenzylamino	tetrahydropyran-2-yl	4	5	17
4-hydroxy-2,6-dimethoxybenzylamino	tetrahydropyran-2-yl	4	5	21
4-hydroxy-3-methoxybenzylamino	tetrahydropyran-2-yl	4	4	19
3-hydroxy-4-methoxybenzylamino	tetrahydropyran-2-yl	5	7	29
2-hydroxy-3-methylbenzylamino	tetrahydropyran-2-yl	4	6	30
2-hydroxy-5-methylbenzylamino	tetrahydropyran-2-yl	5	4	30
4-hydroxy-3-methylbenzylamino	tetrahydropyran-2-yl	4	6	22
4-hydroxy-5-methylbenzylamino	tetrahydropyran-2-yl	3	4	20
3-hydroxyfurfurylamino	tetrahydropyran-2-yl	4	4	18
4-hydroxyfurfurylamino	tetrahydropyran-2-yl	4	4	16
5-hydroxyfurfurylamino	tetrahydropyran-2-yl	4	7	24
2-hydroxyanilino	tetrahydropyran-2-yl	4	6	29
3-hydroxyanilino	tetrahydropyran-2-yl	5	4	28
4-hydroxyanilino	tetrahydropyran-2-yl	4	6	16
4-hydroxy-3-methylanilino	tetrahydropyran-2-yl	3	4	19
4-hydroxy-5-methylanilino	tetrahydropyran-2-yl	4	4	18
4-hydroxy-3,5-dimethoxyanilino	tetrahydropyran-2-yl	4	5	22
4-hydroxy-2,6-dimethoxyanilino	tetrahydropyran-2-yl	4	6	24
3-hydroxy-4-methoxyanilino	tetrahydropyran-2-yl	5	4	28
(Z)-(4-hydroxy-3-methylbut-2-en-1-ylamino)	tetrahydrofuran-2-yl	4	5	15
4-hydroxy-3-methylbutylamino	tetrahydrofuran-2-yl	5	2	25
2-hydroxybenzylamino	tetrahydrofuran-2-yl	4	2	26
3-hydroxybenzylamino	tetrahydrofuran-2-yl	5	3	25
4-hydroxybenzylamino	tetrahydrofuran-2-yl	5	5	18

As shown in Table 8, with an increasing number of passages, the staining became darker. For the oldest cells, there were only blue cells ranging from bright blue to almost opaque color. 6,9-Disubstituted purine derivatives were very effective in comparison to 6-(benzylamino)-9-

(tetrahydropyran-2-yl)purine in retaining much lower level of senescent cells after 60 passages. In the case of long-standing cultivation the cells treated with the compounds of the invention were able to live for a 30 % longer period than the control cells.

5 EXAMPLE 18: *In vitro* cytotoxic activity of novel compounds.

Low cytotoxicity of the compounds is the major property determining their cosmetic use. One of the parameters used, as the basis for cytotoxicity assays, is the metabolic activity of viable cells. For example, a microtiter assay, which uses the Calcein AM, is now widely used to quantify cell proliferation and
10 cytotoxicity. For instance, this assay is used in drug screening programs and in chemosensitivity testing. Because only metabolically active cells cleave Calcein AM, these assays detect viable cells exclusively. The quantity of reduced Calcein AM corresponds to the number of vital cells in the culture.

Human T-lymphoblastic leukemia cell line CEM; promyelocytic
15 HL-60 and monocytic U937 leukemias; breast carcinoma cell lines MCF-7, BT549, MDA-MB-231; glioblastoma U87MG cells; cervical carcinoma cells HELA; sarcoma cells U2OS and Saos2; hepatocellular carcinoma HepG2; mouse fibroblasts NIH3T3; mouse immortalized bone marrow macrophages B2.4 and B10A.4; P388D1 and L1210 leukemia; B16 and B16F10 melanomas; human
20 osteosarcoma HOS; human myeloid leukemia K-562; human skin melanoma G-361 were used for routine screening of compounds. The cells were maintained in Nunc/Corning 80 cm² plastic tissue culture flasks and cultured in cell culture medium (DMEM with 5 g/l glucose, 2 mM glutamine, 100 U/ml penicillin, 100 mg/ml streptomycin, 10% fetal calf serum and sodium bicarbonate).

25 The cell suspensions that were prepared and diluted according to the particular cell type and the expected target cell density (2.500-30.000 cells per well based on cell growth characteristics) were added by pipette (80 ml) into 96-well microtiter plates. Inoculates were allowed a pre-incubation period of 24 hours at 37°C and 5% CO₂ for stabilization. Four-fold dilutions of the intended
30 test concentration were added at time zero in 20 ml aliquots to the microtiter plate wells. Usually, the compound tested was evaluated at six 4-fold dilutions. In routine testing, the highest well concentration was 166.7 mM, but it can be changed depending on the agent. All drug concentrations were examined in

duplicate. Incubations of cells with the tested compounds lasted for 72 hours at 37°C, in a 5% CO₂ atmosphere and 100% humidity. At the end of the incubation period, the cells were assayed by using Calcein AM. Ten microliters of the stock solution were pipetted into each well and incubated for 1 hour. Fluorescence (FD) was measured with the Labsystem FIA Reader Fluoroscan Ascent (UK). The tumor cell survival (GI₅₀) was calculated using the following calculation: $TCS = (FD_{\text{drug exposed well}} / \text{mean } FD_{\text{control wells}}) \times 100\%$. The GI₅₀ value, the drug concentration lethal to 50 % of the tumor cells, was calculated from the obtained dose response curves.

Zero cytotoxicity of the novel compounds is the basic prerequisite for cosmetic applications. The cytotoxicity of the novel compounds was tested on a panel of cell lines of different histogenetic and species origin (Table 9). We show herein that equal activities were found in all tumor cell lines tested, however, the non-malignant cells, e.g., NIH3T3 fibroblasts and normal human lymphocytes, were resistant to 6,9-disubstituted purine induced cytotoxicity. The compounds listed in Table 9 can be divided into 2 groups. The first group contains "classical cytokinins" represented by 6-substituted purines (which are known in the prior art). The second group contains the novel 6,9-disubstituted derivatives of these compounds. The results show that the substitution in position 9 of the purine skeleton by tetrahydropyran-2-yl or tetrahydrofuran-2-yl group generally led to a decrease in the cytotoxic activity in comparison to the "classical cytokinin" analogues. As demonstrated in Table 9, GI₅₀ for NIH3T3 fibroblasts and normal human lymphocytes was always higher than 166.7 mM. The novel derivatives show no toxicity to normal and tumor cells in concentrations of about 166.7 mM and thus are more suitable for cosmetic applications than natural cytokinins (6-substituted purine derivatives) and the control substance 6-benzylamino-9-(tetrahydropyran-2-yl)purine.

Table 9: Cytotoxicity of novel compounds for different cancer cell lines

	R6	R9	Cell line tested / GI ₅₀ (μmol/L)					
			HOS	K-562	MCF7	NIH-3T3	CEM	HL60
	furfurylamino	H	>166.7	164.1	>166.7	>166.7	155.1	148.7
	isopentenyloamino	H	>166.7	146.9	>166.7	>166.7	92.2	>166.7
5	benzylamino	H	>166.7	138.9	166.1	>166.7	>166.7	>166.7
	(E)-(4-hydroxy-3-methylbut-2-en-1-ylamino)	H	>166.7	>166.7	>166.7	>166.7	>166.7	>166.7
	3-hydroxybenzylamino	H	>166.7	128.4	>166.7	>166.7	90.1	79.2
	2-hydroxybenzylamino	H	>166.7	>166.7	>166.7	>166.7	69.2	78
10	benzylamino	tetrahydropyran-2-yl	>166.7	123.4	158.2	>166.7	>166.7	163.4
	(E)-(4-hydroxy-3-methylbut-2-en-1-ylamino)	tetrahydropyran-2-yl	>166.7		>166.7	>166.7	>166.7	>166.7
	4-hydroxybenzylamino	tetrahydropyran-2-yl	>166.7		>166.7	>166.7	>166.7	>166.7
15	2-hydroxy-5-methoxybenzylamino	tetrahydropyran-2-yl	>166.7	>166.7	>166.7	>166.7	>166.7	>166.7
	3-hydroxy-4-methoxybenzylamino	tetrahydropyran-2-yl	>166.7		>166.7	>166.7		>166.7
	4-hydroxy-3-methylbenzylamino	tetrahydropyran-2-yl	>166.7		>166.7	>166.7	>166.7	>166.7
20	4-hydroxy-5-methylbenzylamino	tetrahydropyran-2-yl	>166.7		>166.7	>166.7	>166.7	>166.7
	4-hydroxyfurfurylamino	tetrahydropyran-2-yl	>166.7	>166.7	>166.7	>166.7		>166.7
	4-hydroxy-3-methylanilino	tetrahydropyran-2-yl	>166.7		>166.7	>166.7		>166.7
	4-hydroxy-5-methylanilino	tetrahydropyran-2-yl	>166.7		>166.7	>166.7		>166.7
25	2,4-dihydroxyanilino	tetrahydropyran-2-yl	>166.7		>166.7	>166.7		>166.7
	(E)-(4-hydroxy-3-methylbut-2-en-1-ylamino)	tetrahydrofuran-2-yl	>166.7		>166.7	>166.7		>166.7
	4-hydroxybenzylamino	tetrahydrofuran-2-yl	>166.7		>166.7	>166.7		>166.7
30	(E)-(4-hydroxy-3-methylbut-2-en-1-ylamino)	4-chlorobutyl	>166.7		>166.7	>166.7		>166.7
	4-hydroxybenzylamino	4-chlorobutyl	>166.7		>166.7	>166.7		>166.7
	(E)-(4-hydroxy-3-methylbut-2-en-1-ylamino)	1-ethoxyeth-2-yl	>166.7		>166.7	>166.7		>166.7
	4-hydroxybenzylamino	1-ethoxyeth-2-yl	>166.7		>166.7	>166.7		>166.7

35 **Example 19: Immunosuppressive activity.** Compounds having the ability to selectively inhibit lymphocyte proliferation are potent immunosuppressants which can be also used with advantage in cosmetic applications. One of the most important parameters of specific cellular immunity is the proliferative response of lymphocytes to antigens or polyclonal mitogens.

40 The majority of normal mammalian peripheral lymphocytes are resting cells.

Antigens or nonspecific polyclonal mitogens have the capacity to activate lymphoid cells and this is accompanied by dramatic changes of intracellular metabolism (mitochondrial activity, protein synthesis, nucleic acids synthesis, formation of blastic cells and cellular proliferation). A variety of *in vitro* assays
5 has been developed to measure the proliferative response of lymphocytes. The most commonly used one is the ³H-thymidine incorporation method.

During the cell proliferation, DNA must be replicated before the cell divides into two daughter cells. This close association between cell doubling and DNA synthesis is very attractive for assessing the cell proliferation.
10 If labeled DNA precursors are added to the cell culture, the cells that are about to divide incorporate the labeled nucleotide into their DNA. Traditionally, those assays usually involve the use of radiolabeled nucleosides, particularly tritiated thymidine (³H]-TdR). The amount of the [³H]-TdR incorporated into the cellular DNA is quantified by liquid scintillation counting.

15 Human heparinized peripheral blood was obtained from healthy volunteers by cubital vein puncture. The blood was diluted in PBS (1:3) and mononuclear cells were separated by centrifugation in Ficoll-Hypaque density gradient (Pharmacia, 1.077 g/ml) at 2200 rpm for 30 minutes. Following centrifugation, lymphocytes were washed in PBS and resuspended in cell culture
20 medium (RPMI 1640, 2 mM glutamine, 100 U/ml penicillin, 100 mg/ml streptomycin, 10 % fetal calf serum and sodium bicarbonate).

The cells, diluted at the target density of 1,100,000 cells/ml, were added by pipette (180 µl) into 96/well microtiter plates. Four-fold dilutions of the intended test concentration were added at time zero in 20 µl aliquots to the
25 microtiter plate wells. Usually, the tested compound was evaluated at six sequential 4-fold dilutions. In routine testing, the highest well concentration was 266.7 nM. All drug concentrations were examined in duplicate. All wells with the exception of unstimulated controls were activated with 50 µl of concanavalin A (25 µg/ml). Incubations of cells with the tested compound lasted for 72 hours at
30 37°C, in 5% CO₂ atmosphere and 100% humidity. At the end of the incubation period, the cells were assayed by using the [³H]-TdR.

Cell cultures were incubated with 0.5 mCi (20 µl of stock solution 500 mCi/ml) per well for 6 hours at 37°C and 5% CO₂. The automated

cell harvester was used to lyse the cells in water and adsorb the DNA onto glass-fiber filters in the form of microtiter plates. The DNA, incorporating [³H]-TdR was retained on the filter while unincorporated material passed through. The filters were dried at room temperature overnight and sealed into a sample bag with 10-
 5 12 ml of scintillant. The amount of the [³H]-TdR present in each filter (in cpm) was determined by scintillation counting in the Betaplate liquid scintillation counter. The effective dose of the immunosuppressant (ED) was calculated using the following equation: $ED = (CPM_{\text{drug exposed well}} / \text{mean } CPM_{\text{control wells}}) \times 100 \%$ (CPM = counts per minute). The ED₅₀ value, the drug concentration inhibiting
 10 proliferation of 50 % of lymphocytes, was calculated from the obtained dose response curves.

To evaluate immunosuppressive activity of 6,9-disubstituted purines, their ability to inhibit polyclonal mitogen induced proliferation of normal human lymphocytes was analyzed (Table 10). Our data demonstrate that these
 15 compounds have only marginal activity on the ³H-thymidine incorporation, nonetheless, they efficiently inhibit proliferation of activated lymphocytes. The effective immunosuppressive dose of the novel derivatives under *in vitro* conditions was close to 1-20 mM. These results represent new discovery of biological activity of cytokinin derived compounds which might find an application
 20 in cosmetics.

Table 10: Immunosuppressive activity of novel compounds.

Tested compound		Human lymphocytes ED ₅₀ (mM)
R6	R9	
benzylamino	H	n.a.
2-hydroxybenzylamino	H	68
3-methylbut-2-en-1-ylamino	H	79.5
benzylamino	tetrahydropyran-2-yl	44.7
2-hydroxybenzylamino	tetrahydropyran-2-yl	4.5
2-hydroxy-3-methoxybenzylamino	tetrahydropyran-2-yl	7
2-hydroxy-4-methoxybenzylamino	tetrahydropyran-2-yl	4.2
3,4-dihydroxybenzylamino	tetrahydropyran-2-yl	9.5
3,5-dihydroxybenzylamino	tetrahydropyran-2-yl	18.7

Tested compound		Human lymphocytes ED ₅₀ (mM)
R6	R9	
2-hydroxy-3-methylbenzylamino	tetrahydropyran-2-yl	2.2
2-hydroxy-5-methylbenzylamino	tetrahydropyran-2-yl	6.4
2-hydroxybenzylamino	tetrahydrofuran-2-yl	10.2
2-hydroxy-3,5-dimethoxybenzylamino	tetrahydrofuran-2-yl	6.5
2-hydroxy-4-methoxybenzylamino	tetrahydrofuran-2-yl	9.7
2-hydroxy-3-methylanilino	tetrahydrofuran-2-yl	14.3
2-hydroxybenzylamino	4-chlorobutyl	6.7
2-hydroxy-3-methoxybenzylamino	4-chlorobutyl	9.2
2-hydroxy-4-methoxybenzylamino	4-chlorobutyl	8.3
3,4-dihydroxybenzylamino	1-ethoxyethyl	10.8
3,5-dihydroxybenzylamino	1-ethoxyethyl	21.4

n. a. means not active

EXAMPLE 20: Anti-inflammatory activity. The compounds of formula 1 having anti-inflammatory activities can be used as cosmetics for treating inflammation skin disorders as atopic dermatitis, lichen planus, hyperpigmentation and Herpes simplex lesions. From this reason, rat C6 glioma (ATCC No. CCL107) was cultivated as a monolayer in a serum-free chemically defined medium containing Ham's F10-minimal essential medium (1:1 v/v), 2 mM L-glutamine, 1 % (v/v) minimal essential medium vitamins (100x), 1 % (v/v) minimal essential medium nonessential amino acids (100x), 100U/ml penicillin, 100 mg/ml streptomycin and 30 nM sodium selenite. Incubation was performed at 37°C in a humidified atmosphere. The assays were performed in the logarithmic growth phase at a density of 2.5×10^5 cells/cm². Intracellular cAMP synthesis was induced by addition of 5 mM (-)isoproterenol. After 30 min incubation at 37°C the medium was removed and the cellular amount of cAMP was determined using the cAMP-enzyme immunoassay Amersham kit. The I₅₀ value was determined from a dose-response curve in duplicate. The effect of the novel 6,9-disubstituted purines was measured after simultaneous addition with isoproterenol. The classical cytokinins, known in the prior art, were inactive.

Table 11: Modulation of the activity of β -adrenergic receptors by substituted purines

Tested compound		Effect	
R6	R9		
5	benzylamino	H	n.a.
	3-hydroxybenzylamino	H	n.a.
	furfurylamino	H	n.a.
	4-hydroxybenzylamino	tetrahydropyran-2-yl	1.8- fold activation
	3,4-dihydroxybenzylamino	tetrahydropyran-2-yl	1.7-fold activation
10	4-hydroxy-2,6-dimethoxybenzylamino	tetrahydropyran-2-yl	1.3-fold activation
	4-hydroxy-3-methoxybenzylamino	tetrahydropyran-2-yl	1.6-fold activation

n. a. means not active

As P2Y₁-like and A2 purinergic receptors, negatively and positively coupled to adenylate cyclase, respectively, are present in rat C6 glioma, it remains to be determined whether the modulation of the synthesis of cAMP is due to the inhibition of the activation of β -adrenergic receptors by isoproterenol, or due to the activation of purinergic receptors.

EXAMPLE 21: Development and content of an ointment. An ointment formulation suitable for treating psoriatic skin disorders is described. The formulation components are given below (expressed in ingredient grams per 100 g ointment).

	<u>Ingredient/100 g</u>
6-(4-hydroxybenzyl)amino-9	
-(tetrahydropyran-2-yl)purin (pTTHP)	1.0 g
25 butylhydroxytoluenum (Nipinox BHT)	0.2 g
butylparaben (Nipabutyl)	0.2 g
diethylene glycol monoethyl ether (Transcutol P)	10.0 g
glycerol dibehenate (Compritol 888 ATO)	22.0 g
propylene glycol laurate (Lauroglycol FCC)	66.6 g

The possible ointment consistency may be further modified by addition of vaselinum album. It is expected that the transdermal Transcutol P/Lauroglycol FCC system will increase the efficiency of pTTHP.

EXAMPLE 22: Gel formulation. A gel formulation suitable for

treating psoriatic skin disorders is described. The formulation components are given below (expressed in ingredient grams per 100 g gel).

	<u>Ingredient/100 g</u>
5	6-(4-hydroxybenzyl)amino-9 -(tetrahydropyran-2-yl)purin (pTTHP) 1.0 g
	butylhydroxytoluenum (Nipanox BHT) 0.2 g
	butylparaben (Nipabutyl) 0.2 g
	diethylene glycol monoethyl ether (Transcutol P) 10.0 g
	silica colloidalis anhydrica (Zeopharm 177) 5.0 g
10	propylene glycol laurate (Lauroglycol FCC) 83.6 g

The gel consistency may be additionally modified by addition of silica colloidalis anhydrica. It is again expected that the transdermal Transcutol P/Lauroglycol FCC system will increase the efficiency of pTTHP. Silica colloidalis anhydrica is expected to slow down the penetration of the active substance.

15 EXAMPLE 23: Preparation procedure for an ointment to be applied topically to skin. Such an ointment formulation is as follows:

	<u>Ingredient/200 g</u>
20	6-(4-hydroxybenzyl)amino-9 -(tetrahydropyran-2-yl)purin (pTTHP) 2.0 g
	butylhydroxytoluenum (Nipanox BHT) 0.4 g
	butylparaben (Nipabutyl) 0.4 g
	diethylene glycol monoethyl ether (Transcutol P) 20.0 g
	glycerol dibehenate (Compritol 888 ATO) 44.0 g
	propylene glycol laurate (Lauroglycol FCC) 133.2 g

25 Recommended procedure:

Phase A – pTTHP (2 g) was dissolved in 20 g of Transcutol P while stirring continuously at room temperature in a first container. The dissolution process may be accelerated by heating the solution to a maximum temperature of 40°C.

30 Phase B – Nipanox BHT(0.4 g) and 0.4 g of Nipabutyl were dissolved while stirring continuously in 133.2 g of Lauroglycol FCC at a temperature of approximately 70°C in a second container. The clear oily solution is heated to a temperature of approximately 80°C and 44 g of Compritol 888 ATO are melted in it while stirring continuously. The clear oily solution is cooled down
35 to approximately 60°C.

As Phase B is cooled and with continuous stirring, Phase A is added. A whitish ointment-like substance is obtained and then filled into plastic

containers (about 15 g ointment per container).

EXAMPLE 24: Formulation of a composition for topical application to the skin. A composition for topical application to the skin contains the following ingredients:

	<u>Amount</u>
5 6-(4-hydroxybenzyl)amino-9 -(tetrahydropyran-2-yl)purin (pTTHP)	0.1 %
Oil phase:	
Cetyl alcohol	5.0 %
10 Glyceryl monostearate	15.0 %
Sorbitan monooleate	0.3 %
Polysorbate 80 USP	0.3 %
Aqueous phase:	
15 Methylcellulose 100 cps	1.0 %
Methyl paraben	0.25 %
Propyl paraben	0.15 %
Purified water	q.s. to 100
%	

Methyl paraben and propyl paraben were dissolved in hot water and
 20 subsequently methylcellulose was dispersed in the hot water. The mixture was
 chilled at 6°C until the methylcellulose dissolved (aqueous phase). The aqueous
 phase was then heated to 72°C and added to the oil phase at 70°C while stirring
 continuously. pTTHP was added at a temperature of 35°C and the resulting
 mixture was stirred continuously until dispersion. This composition can be
 25 applied to the skin on at least a daily basis until the desired skin-ameliorating
 (anti-ageing) effect is reached.

**EXAMPLE 25: Evaluation of Various Substituted Benzyl
 Pyranyl Aminopurines on Human Skin Fibroblasts.** The following aminopurines
 were evaluated to determine their short term effect on human skin fibroblasts:

- 30 (1) 6-(2-hydroxybenzylamino)-9-tetrahydropyran-2-ylpurine;
 (2) 6-(3-hydroxybenzylamino)-9-tetrahydropyran-2-ylpurine;
 (3) 6-(2-methoxybenzylamino)-9-tetrahydropyran-2-ylpurine; and
 (4) 6-(3-methoxybenzylamino)-9-tetrahydropyran-2-ylpurine.

35 Kinetin (N6-furfuryladenine) and/or 6-furfurylamino-9-tetrahydropyran-2-ylpurine were
 used as controls.

General Procedures. Stock solutions of the test compounds

were prepared by dissolving about 40-60 mg in 1 ml DMSO. 250 μ L of its volume was further diluted into 100 ml of complete medium. The maximum DMSO concentration in the medium was 0.25%; the final concentration of the substance in the medium was 400 μ M. The stock solution was stored in fridge at 4°C. The
5 stock solution was diluted in the cell culture medium (DMEM) as required.

All experiments were performed on early and nearing to late passage cultures of normal human adult skin fibroblast line (cell line SNF20 established from a mammary skin biopsy obtained from a young, twenty year old, non-smoking and healthy female at the time of breast reduction operation). In
10 order to check the effects of test compounds on senescent cells, late passage cells with 90% lifespan completed were used. The medium contained DMEM (with antibiotics) and 10% fetal calf serum. Incubation was at 37°C with 95% humidity.

Growth characteristics. Short-term growth experiments were performed
15 using 24-well tissue culture plates (growth area 1.9 cm²). About 10,000 cells were seeded into 6 sets of 24-well plates. The cells were allowed to attach and stabilize for 24hr in normal culture medium to achieve various final concentrations (range 40 to 500 μ M). Culture medium was changed with the addition of test
20 chemicals twice a week. The numbers of cells were counted after different days of treatment in 2 wells from each concentration of the test chemical using the normal method of cell trypsinization and counting using a Coulter counter. The third well in each category was fixed by cold methanol and stained with Giemsa stain for permanent record and for photography. Experiments were continued
25 until the cultures became fully confluent and no further growth was possible.

Cell Attachment. These studies generally relate to cell migration
25 potential and short term toxicity effects. The test compounds, as well as the controls, did not significantly affect the attachment frequency of human skin fibroblasts after 6 hours treatment at 40 to 200 μ M; at 400 μ M, attachment
30 frequency for all test and control samples was reduced. No immediate toxicity was observed. In all further studies, the test or control compounds could be added to the culture medium at the time of cell seeding.

One Step Growth Curve. This short-term growth study (carried out over 11 days) tracks either stimulated or inhibited cell growth potential and

provides information on delayed toxicity. Test compounds as well as controls were evaluated at 40, 80, 200, and 400 μM . The following results were obtained:

Compound	Increment in Cell Number (%)			
	40 μM	80 μM	200 μM	400 μM
6-(2-hydroxybenzylamino)-9-tetrahydropyranilpurine	+10	+10	toxic	toxic
6-(3-hydroxybenzylamino)-9-tetrahydropyranilpurine	+20	+25	0	-
6-(2-methoxybenzylamino)-9-tetrahydropyranilpurine	+30	+20	+10	> -50
6-(2,5-dimethoxybenzylamino)-9-tetrahydropyranilpurine	+5	+10	> -50	> -50
Kinetin (control)	+5	+10	-30	-40
6-furfurylamino-9-tetrahydropyranilpurine (control)	+20	+20	< +5	> -50

Cell Morphology. Cells from the above cultures were examined for morphology at day 6 and day 11 to assess overall health of the cells. Cultures using the test compounds as well as a control (only 6-furfurylamino-9-tetrahydropyranilpurine was used) looked healthy and maintained their spindle shape in finger print-like arrays with low *intra* cellular debris and no cell enlargement for all dose rates.

Mitochondrial activity. Cell survival after exposure to various doses was measured with a 3-(4,5-dimethylthiazol-2-yl)-2,5-diphenyltetrazolium bromide (MTT) assay. About 5,000 cells were seeded per well in a 96-well plate 24 hours before the experiment. Cells were then treated with various doses of the individual test and control compounds. The wells were washed in Hank's and new medium was added. After three days, MTT (Sigma, M2128) was added at 0.5 mg/ml in medium. After 4 hours, MTT was removed and isopropanol and HCl were added to dissolve the MTT crystals for 12-16 hours. The absorbance was measured at 595 nm.

Test compounds 6-(2-hydroxybenzylamino)-9-tetrahydropyranilpurine, 6-(3-hydroxybenzylamino)-9-tetrahydropyranilpurine, and 6-(2-methoxybenzylamino)-9-tetrahydropyranilpurine and both controls resulted in stimulated cell viability by up to about 20% for dose rates up to about 50 μM . Test compound 6-(2,5-dimethoxybenzylamino)-9-tetrahydropyranilpurine did not show any stimulation at similar dose rates. At dose rates about about 100 μM , all

test compounds and controls showed a decline in activity.

Lysosomal activity. Neutral red is preferentially taken up into the lysosomes of the cell. Fibroblast cells were maintained in culture and exposed to test compounds over a range of concentrations. The cultures were visually
5 examined after 72 hours, and the number of viable cells and/or the total cell protein content determined by the neutral red uptake method. This assay only detects viable cells. Any compound having a localized effect upon the lysosomes will, therefore, result in an artificially low (or possibly high) reflection of cell viability and cell number. This factor does, however, make the system useful to
10 detect those test compounds which selectively affect the lysosomes, especially when it is used in conjunction with other tests capable of determining cell number.

The neutral red assay was also used to evaluate and rank the cytotoxicity of the test compounds. Individual wells of a 96-well tissue culture microtiter plate
15 were inoculated with 0.2 ml of the appropriate media containing cells (usually 3×10^3 cells). After 1 to 2 days of incubation, the media were removed and replaced with unamended (control) medium or with medium amended with varied concentrations of the compound to be tested. After 3 days of exposure to the test compound, the media was removed and replaced with media containing 0.001%
20 neutral red. The assay plate was then returned to the incubator for another 3 hours to allow for uptake of the supravital dye into the lysosomes of viable cells. Thereafter, the media was removed and the cells rapidly washed with 0.5% formaldehyde-1% CaCl_2 followed by 0.2 ml of a solution of 1% acetic acid-50% ethanol to extract the dye from the cells. After 10 min at room temperature and a
25 brief but rapid agitation on a microtiter plate shaker, the plates were transferred to a micro plate spectrophotometer equipped with a 540-nm filter to measure the absorbance of the extracted dye.

The staining pattern for the neutral red assay showed cells undergoing autophagy (removal of cellular garbage) in all test compounds. Neutral red
30 analysis showed a different toxicity profile from that obtained using mitochondrial activity. The following results were obtained:

	Relative Activity	Maximum Concentration (μM)
	high	200
	high	80
	high	200
	highest	40
5	Kinetin (control)	moderate
	high	80

Pre-treatment of the test compounds and controls at various doses improved the lysosomal turn-over rate over the untreated cells at various degrees as shown in the table below.

	Increased Activity (%)
10	10 - 30
	15 - 20
	10 - 30
	20 - 45
	10 - 15
15	30 - 40

Rejuvenation studies and cell survival.

The effect of the test compounds on morphology of nearing to senescent cells was used to determine if they could delay or maintain age-related alterations in cell morphology. Late passage cells nearing to senescence were performed using 12-well tissue culture plates. About 10,000 cells were seeded into two sets of 12-well plates. The cells were allowed to attach and stabilize for 24 hours in normal culture medium to achieve various final concentrations (range 40 to 200 μM). The numbers of cells were counted after 10 and 20 days of treatment in 2 wells from each concentration of the test compound using the normal cell trypsinization method with counting with Coulter counter. The third well in each category was fixed by cold methanol and stained with Giemsa stain for permanent record and for photography. The experiment was carried on for a

period of twenty days.

None of the test compounds caused detrimental or lethal effects on the health of the cells even after 20 days of prolonged pre-treatment. After 10 days there were no significant differences in the appearance of cells. Overall, there
5 was no significant cell enlargement and an absence of multinucleate cells with reduced levels of cellular debris. The test compounds at dose rates of 40 and 80 μM led to observable beneficial age effects after 20 days.

Survival quantifying by cell number. Equal numbers of senescent cells (at a density of 1.5×10^3) were seeded in separate flasks and were treated
10 with different concentrations of test compounds. Cell numbers were determined by using a Coulter counter after trypsinization and resuspension of cells after 10 and 20 days of treatment.

Nearing to senescence cells had no significant increase in cell numbers due to treatment with test compounds or control compounds up to 80 μM .
15 Overall, the cells looked better but did not increase in numbers. However, a significant reduction in cell numbers was observed at dose rates above 80 μM .

DNA duplication and detection. Toxicity studies are performed using the BrdU-assay (5-Bromo-2'-deoxy-uridine labelling and detection using Elisa plate reader). This assay is based on the measurement of incorporation of
20 5-bromo-2-deoxyuridine during DNA synthesis as a marker for cell proliferation. Proportion of cells undergoing DNA duplication, and thus entering the next round of cell division, was determined by labeling the cells with bromodeoxyuridine, using a commercially available kit (Roche Diagnostics GmbH). The cells were cultured in a micro titre 96 well plate. BrdU was added to the culture medium and
25 was incorporated into freshly synthesized DNA (resulting concentration 110 μM). The plate was then incubated for about 2-18 hours and fixed with 200 μl ethanol fixative (0.5 μM ethanol/HCL) after washing with PBS. Treatment with 100 μl of nuclease working solution (dilution 1:100 with incubation buffer) per well for 30 min at 37°C in absence of CO_2 improves the accessibility of the BrdU by the
30 antibody detection. 100 μl of anti-BrdU -POD, Fab fragments are added with 9.9 μl of PBS and BSA (final concentration 200 $\mu\text{g}/\text{ml}$); the antibody conjugate was removed and washed with PBS. The final step involves addition of 100 μl of peroxidase per well incubated at room temperature until positive samples showed

a green colour, which was clearly distinguishable from the color of pure peroxidase substrate. The absorbance was measured at 405 nm with reference at 490 nm and was directly correlated to the level of BrdU incorporated in the cell.

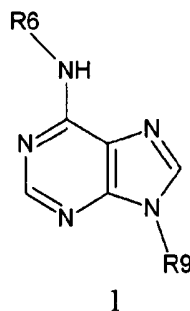
Two of test compounds (6-(2-hydroxybenzylamino)-9-tetrahydropyran-5-ylpurine and 6-(2-methoxybenzylamino)-9-tetrahydropyran-5-ylpurine) showed only a slight reduction (< 5%) in cell growth or division at the highest dosage rate of 200µM. The other test compounds as well as the two test compounds just mentioned at lower rates did not significantly effect cell growth or division. Thus, cell growth or division appeared normal.

Cytoskeletal organization. One of the crucial age-related changes during cellular ageing *in vitro* is the alterations in the cytoskeletal organization. Typically young fibroblasts have diffused pattern of actin homogenously dispersed through out the cell with little or no polymerization as compared highly polymerized rod like staining pattern observed most commonly in enlarged and senescent cells. The pattern of cytoskeletal actin staining was studied by staining the cells with fluorescent ligand FITC-labelled Phalloidin, using a fluorescence microscope. The treated and untreated cells were then visually examined to identify any changes within the cells. No controls were used.

The no visible alterations in the cytoskeletal organization of cells treated with test compounds were observed. There was no apparent change or shift from diffused pattern of actin homogenously dispersed through out the cell (young phenotype) to rod like polymerized actin filaments (aged phenotype).

Based on these short-term evaluations (i.e., cell attachment, survival, growth, mitochondrial activity, lysosomal activity, reversion studies, and morphology of early passage and nearing to senescence cultures of adult human skin fibroblasts) it appears that all four test compounds would be suitable for use in cosmetic or other formulations for treatment of skin, including human skin, with 6-(2-hydroxybenzylamino)-9-tetrahydropyran-5-ylpurine, 6-(3-hydroxybenzylamino)-9-tetrahydropyran-5-ylpurine, and 6-(2-methoxybenzylamino)-9-tetrahydropyran-5-ylpurine being more preferred.

1. A method for improving the cosmetic appearance of human skin, said method comprising applying to human skin a composition containing an effective amount of one or more 6,9-disubstituted-purine derivatives of the general formula 1



and their pharmaceutically acceptable salts,

wherein R6 is an alkyl, alkenyl, alkynyl, cycloalkyl, aryl, heterocycle, heterocycloalkyl, heteroalkyl, or arylalkyl group containing at least one hydroxyl substitution thereon, and

wherein R9 is a tetrahydropyran-2-yl, tetrahydrofuran-2-yl, 4-chlorobutyl, or 1-ethoxyethyl group;

wherein alkyl denotes a branched or unbranched alkyl chain containing 1 to 8 carbon atoms, which is optionally substituted independently with 1 to 7 substituents selected from the group consisting of hydroxyl, halogen, alkyloxy, aryloxy, alkylamino, arylamino, amino, mercapto, carboxyl, cyano, nitro, carbamoyl, sulpho, sulphamido, acylamino, acyloxy, alkylthio, arylthio, cycloalkyl, alkyloxycarbonylamino, aryloxycarbonylamino, aryl, heterocycle, and heteroaryl;

wherein alkenyl denotes a branched or unbranched alkenyl chain containing 2 to 7 carbon atoms with at least one double bond therein, which is optionally substituted independently with 1 to 6 substituents selected from the group containing halogen, hydroxyl, alkyloxy, aryloxy, amino, alkylamino, arylamino, mercapto, carboxyl, cyano, nitro, carbamoyl, sulpho, sulphamido, acyl, acylamino, acyloxy, alkylthio, arylthio, cycloalkyl, aryloxycarbonylamino and alkyloxycarbonylamino group,

wherein alkynyl denotes a branched or unbranched alkynyl chain containing 2 to 7 carbon atoms with at least one triple bond therein, which is optionally substituted independently with 1 to 6 substituents selected from the group consisting of halogen, hydroxyl, alkyloxy, aryloxy, amino, alkylamino, arylamino, mercapto, carboxyl, cyano, nitro, carbamoyl, sulpho, sulphamido, acyl, acylamino, acyloxy, alkylthio, arylthio, cycloalkyl, alkyloxycarbonylamino, and aryloxycarbonylamino group;

wherein cycloalkyl denotes a monocyclic or polycyclic alkyl group containing 3 to 15 carbon atoms, which is optionally substituted independently with 1 to 7 substituents selected from the group consisting of halogen, hydroxyl, alkyloxy, aryloxy, amino, alkylamino, arylamino, mercapto, carboxyl, cyano, nitro, carbamoyl, sulpho, sulphamido, acyl, acylamino, acyloxy, alkylthio, arylthio, aryloxycarbonylamino, and alkyloxycarbonylamino group;

wherein aryl denotes an aromatic carbocyclic group containing 6 to 18 carbon atoms with at least one aromatic ring or a multiple condensed ring with at least one aromatic ring, which is substituted independently with 1 to 7 substituents selected from the group consisting of halogen, hydroxyl, alkyloxy, aryloxy, amino, alkylamino, arylamino, mercapto, carboxyl, cyano, nitro, carbamoyl, sulpho, sulphamido, acyl, acylamino, acyloxy, alkylthio, arylthio, cycloalkyl, aryloxycarbonylamino and alkyloxycarbonylamino group;

wherein heterocycle denotes a heterocyclic group containing 4 to 9 carbon atoms and at least one heteroatom selected from the group consisting of oxygen atom, sulphur atom, and nitrogen atom, which is optionally substituted independently with 1 to 7 substituents selected from the group consisting of alkyl, halogen, hydroxyl, alkyloxy, aryloxy, amino, alkylamino, arylamino, mercapto, carboxyl, cyano, nitro, carbamoyl, sulpho, sulphamido, acyl, acylamino, acyloxy, alkylthio, arylthio, cycloalkyl, aryloxycarbonylamino, and alkyloxycarbonylamino group;

wherein heteroaryl denotes a heterocycle in which at least one heterocyclic ring is aromatic, which is optionally substituted independently with 1 to 7 substituents selected from the group consisting of alkyl, halogen, hydroxyl, alkyloxy, aryloxy, amino, alkylamino, arylamino, mercapto, carboxyl, cyano, nitro, carbamoyl, sulpho, sulphamido,

acyl, acylamino, acyloxy, alkylthio, arylthio, cycloalkyl, aryloxycarbonylamino, and alkyloxycarbonylamino group;

wherein heterocycloalkyl denotes a $-R_a$ -Het group where Het is a heterocycle group and R_a is an alkyl group, which is optionally substituted independently with 1 to 7 substituents selected from the group consisting of alkyl, halogen, hydroxyl, alkyloxy, aryloxy, amino, alkylamino, arylamino, mercapto, carboxyl, cyano, nitro, carbamoyl, sulpho, sulphamido, acyl, acylamino, acyloxy, alkylthio, arylthio, cycloalkyl, aryloxycarbonylamino, and alkyloxycarbonylamino group;

wherein heteroarylalkyl denotes a $-R_a$ -HetAr group where HetAr is a heteroaryl group and R_a is as defined above;

wherein arylalkyl denotes a $-R_b$ -Ar group where Ar is aryl group and R_b is a branched or unbranched alkyl chain containing 1 to 6 carbon atoms, which is optionally substituted independently with 1 to 5 substituents selected from the group consisting of alkyl, halogen, hydroxyl, alkyloxy, aryloxy, amino, alkylamino, arylamino, mercapto, carboxyl, cyano, nitro, carbamoyl, sulpho, sulphamido, acyl, acylamino, acyloxy, alkylthio, arylthio, cycloalkyl, aryloxycarbonylamino and alkyloxycarbonylamino group;

wherein halogen denotes a fluorine, bromine, chlorine, or iodine atom,

wherein hydroxy denotes an -OH group,

wherein mercapto denotes a -SH group,

wherein amino denotes a $-NH_2$ group,

wherein carbamoyl denotes a $-CONH_2$ group,

wherein cyano denotes a -CN group,

wherein carboxyl denotes a -COOH group,

wherein nitro denotes a $-NO_2$ group,

wherein sulpho denotes a $-SO_3R_c$ group where R_c is hydrogen or alkyl,

wherein sulphamido denotes the $SO_2NR_cR_{c'}$ group where R_c and $R_{c'}$ are independently hydrogen or alkyl,

wherein acyl denotes a $-C(O)R_d$ group, wherein R_d is alkyl, aryl, arylalkyl or cycloalkyl,

wherein acyloxy denotes a $-O-C(O)R_e$ group where R_e is alkyl, aryl, or heterocycle, wherein acylamino denotes a $-NHCOR_f$ group, wherein R_f is alkyl, heterocycle, or aryl,

wherein alkyloxycarbonylamino denotes a $-NHCOOR_g$ group where R_g is alkyl or cycloalkyl,

wherein aryloxycarbonylamino denotes a $-NHCOOR_h$ group where R_h is aryl,

wherein alkyloxy denotes a $-OR_{h'}$ where $R_{h'}$ is alkyl, cycloalkyl, or arylalkyl,

wherein aryloxy denotes a $-OR_{g'}$ group where $R_{g'}$ is aryl,

wherein alkylamino denotes a $-NR_iR_j$ group where R_i is hydrogen, alkyl, or heterocycle and R_j is alkyl or heterocycle,

wherein arylamino denotes a $-NR_kR_h$ group where R_k is hydrogen or aryl and R_h is alkyl, aryl, or heterocycle,

wherein alkylthio denotes a $-SR_{h'}$ group where $R_{h'}$ is as defined above, and

wherein arylthio denotes a $-SR_{g'}$ group where $R_{g'}$ is as defined above.

2. The method according to claim 1 wherein the 6,9-disubstituted purine derivatives are selected from the group consisting of 6-(2-hydroxycyclopropylamino)-9-(tetrahydropyran-2-yl, tetrahydrofuran-2-yl, 4-chlorobutyl, 1-ethoxyethyl)purine, 6-(3-hydroxycyclobutylamino)-9-(tetrahydropyran-2-yl, tetrahydrofuran-2-yl, 4-chlorobutyl, 1-ethoxyethyl)purine, 6-(4-hydroxycyclohexylamino)-9-(tetrahydropyran-2-yl, tetrahydrofuran-2-yl, 4-chlorobutyl, 1-ethoxyethyl)purine, 6-(2-hydroxy-3-chlorobenzylamino)-9-(tetrahydropyran-2-yl, tetrahydrofuran-2-yl, 4-chlorobutyl, 1-ethoxyethyl)purine, 6-(4-hydroxy-3-chlorobenzylamino)-9-(tetrahydropyran-2-yl, tetrahydrofuran-2-yl, 4-chlorobutyl, 1-ethoxyethyl)purine, 6-(3-hydroxy-4-chlorobenzylamino)-9-(tetrahydropyran-2-yl, tetrahydrofuran-2-yl, 4-chlorobutyl, 1-ethoxyethyl)purine, 6-(2-hydroxy-3-iodobenzylamino)-9-(tetrahydropyran-2-yl, tetrahydrofuran-2-yl, 4-chlorobutyl, 1-ethoxyethyl)purine, 6-(4-hydroxy-5-iodobenzylamino)-9-(tetrahydropyran-2-yl, tetrahydrofuran-2-yl, 4-chlorobutyl, 1-ethoxyethyl)purine, 6-(3-hydroxy-4-iodobenzylamino)-9-(tetrahydropyran-2-yl, tetrahydrofuran-2-yl, 4-chlorobutyl,

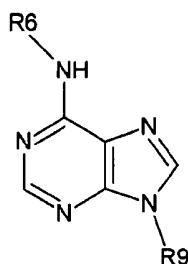
1-ethoxyethyl)purine, 6-(2-hydroxy-3-bromobenzylamino)-9-(tetrahydropyran-2-yl, tetrahydrofuran-2-yl, 4-chlorobutyl, 1-ethoxyethyl)purine,
6-(4-hydroxy-3-bromobenzylamino)-9-(tetrahydropyran-2-yl, tetrahydrofuran-2-yl, 4-chlorobutyl, 1-ethoxyethyl)purine, 6-(3-hydroxy-4-bromobenzylamino)-9-(tetrahydropyran-2-yl, tetrahydrofuran-2-yl, 4-chlorobutyl, 1-ethoxyethyl)purine,
6-(2-hydroxy-3-fluorobenzylamino)-9-(tetrahydropyran-2-yl, tetrahydrofuran-2-yl, 4-chlorobutyl, 1-ethoxyethyl)purine, 6-(4-hydroxy-3-fluorobenzylamino)-9-(tetrahydropyran-2-yl, tetrahydrofuran-2-yl, 4-chlorobutyl, 1-ethoxyethyl)purine,
6-(3-hydroxy-4-fluorobenzylamino)-9-(tetrahydropyran-2-yl, tetrahydrofuran-2-yl, 4-chlorobutyl, 1-ethoxyethyl)purine, 6-(2,3-dihydroxy-4-methoxybenzylamino)-9-(tetrahydropyran-2-yl, tetrahydrofuran-2-yl, 4-chlorobutyl, 1-ethoxyethyl)purine,
6-(2,4-dihydroxy-3-methoxybenzylamino)-9-(tetrahydropyran-2-yl, tetrahydrofuran-2-yl, 4-chlorobutyl, 1-ethoxyethyl)purine,
6-(2,5-dihydroxy-4-methoxybenzylamino)-9-(tetrahydropyran-2-yl, tetrahydrofuran-2-yl, 4-chlorobutyl, 1-ethoxyethyl)purine,
6-(3,5-dihydroxy-4-chlorobenzylamino)-9-(tetrahydropyran-2-yl, tetrahydrofuran-2-yl, 4-chlorobutyl, 1-ethoxyethyl)purine, 6-(2-hydroxybenzylamino)-9-(tetrahydropyran-2-yl, tetrahydrofuran-2-yl, 4-chlorobutyl, 1-ethoxyethyl)purine,
6-(3-hydroxybenzylamino)-9-(tetrahydropyran-2-yl, tetrahydrofuran-2-yl, 4-chlorobutyl, 1-ethoxyethyl)purine, 6-(4-hydroxybenzylamino)-9-(tetrahydropyran-2-yl, tetrahydrofuran-2-yl, 4-chlorobutyl, 1-ethoxyethyl)purine,
6-(3-hydroxy-4-methoxybenzylamino)-9-(tetrahydropyran-2-yl, tetrahydrofuran-2-yl, 4-chlorobutyl, 1-ethoxyethyl)purine, 6-(3-hydroxy-5-methoxybenzylamino)-9-(tetrahydropyran-2-yl, tetrahydrofuran-2-yl, 4-chlorobutyl, 1-ethoxyethyl)purine,
6-(2-hydroxy-3-methoxybenzylamino)-9-(tetrahydropyran-2-yl, tetrahydrofuran-2-yl, 4-chlorobutyl, 1-ethoxyethyl) purine, 6-(4-hydroxy-3-methoxybenzylamino)-9-(tetrahydropyran-2-yl, tetrahydrofuran-2-yl, 4-chlorobutyl, 1-ethoxyethyl)purine,
6-(2-hydroxy-4-methoxybenzylamino)-9-(tetrahydropyran-2-yl, tetrahydrofuran-2-yl, 4-chlorobutyl, 1-ethoxyethyl)purine, 6-(4-hydroxy-2-methoxybenzylamino)-9-(tetrahydropyran-2-yl,

tetrahydrofuran-2-yl, 4-chlorobutyl, 1-ethoxyethyl)purine,
6-(3,5-dimethyl-4-hydroxybenzylamino)-9-(tetrahydropyran-2-yl, tetrahydrofuran-2-yl,
4-chlorobutyl, 1-ethoxyethyl)purine,
6-(3,5-dibromo-4-hydroxybenzylamino)-9-(tetrahydropyran-2-yl, tetrahydrofuran-2-yl,
4-chlorobutyl, 1-ethoxyethyl)purine,
6-(3-hydroxymethyl-3-methylallyl)amino)-9-(tetrahydropyran-2-yl, tetrahydrofuran-2-yl,
4-chlorobutyl, 1-ethoxyethyl)purine,
6-(Z)-(4-hydroxy-3-methylbut-2-en-1-ylamino)-9-(tetrahydropyran-2-yl, tetrahydrofuran-2-yl,
4-chlorobutyl, 1-ethoxyethyl)purine,
6-(E)-(4-hydroxy-3-methylbut-2-en-1-ylamino)-9-(tetrahydropyran-2-yl, tetrahydrofuran-2-yl,
4-chlorobutyl, 1-ethoxyethyl)purine,
6-(Z)-(1'-methyl-4-hydroxy-3-methylbut-2-en-1-ylamino)-9-(tetrahydropyran-2-yl,
tetrahydrofuran-2-yl, 4-chlorobutyl, 1-ethoxyethyl)purine,
6-(E)-(1'-methyl-4-hydroxy-3-methylbut-2-en-1-ylamino)-9-(tetrahydropyran-2-yl,
tetrahydrofuran-2-yl, 4-chlorobutyl, 1-ethoxyethyl)purine,
6-(4-hydroxy-3-methylbutylamino)-9-(tetrahydropyran-2-yl, tetrahydrofuran-2-yl, 4-chlorobutyl,
1-ethoxyethyl)purine, 6-(1'-methyl-4-hydroxy-3-methylbutylamino)-9-(tetrahydropyran-2-yl,
tetrahydrofuran-2-yl, 4-chlorobutyl, 1-ethoxyethyl)purine,
6-(2-hydroxy-3-pyridylamino)-9-(tetrahydropyran-2-yl, tetrahydrofuran-2-yl, 4-chlorobutyl,
1-ethoxyethyl)purine, 6-(3-hydroxy-4-pyridylamino)-9-(tetrahydropyran-2-yl, tetrahydrofuran-2-yl,
4-chlorobutyl, 1-ethoxyethyl)purine, 6-(2-hydroxy-4-morpholinylamino)-9-(tetrahydropyran-2-yl,
tetrahydrofuran-2-yl, 4-chlorobutyl, 1-ethoxyethyl)purine,
6-(3-hydroxy-1-pyrolidinylamino)-9-(tetrahydropyran-2-yl, tetrahydrofuran-2-yl, 4-chlorobutyl,
1-ethoxyethyl)purine, 6-(4-hydroxy-2-methylanilino)-9-(tetrahydropyran-2-yl, tetrahydrofuran-2-yl,
4-chlorobutyl, 1-ethoxyethyl)purine, 6-(4-hydroxy-3-methylanilino)-9-(tetrahydropyran-2-yl,
tetrahydrofuran-2-yl, 4-chlorobutyl, 1-ethoxyethyl)purine,
6-(4-hydroxy-6-methylanilino)-9-(tetrahydropyran-2-yl, tetrahydrofuran-2-yl, 4-chlorobutyl,
1-ethoxyethyl)purine, 6-(3-carboxy-4-hydroxyanilino)-9-(tetrahydropyran-2-yl,
tetrahydrofuran-2-yl, 4-chlorobutyl, 1-ethoxyethyl)purine,

6-(4-hydroxy-2-methoxyanilino)-9-(tetrahydropyran-2-yl, tetrahydrofuran-2-yl, 4-chlorobutyl, 1-ethoxyethyl)purine, 6-(4-hydroxy-3-methoxyanilino)-9-(tetrahydropyran-2-yl, tetrahydrofuran-2-yl, 4-chlorobutyl, 1-ethoxyethyl)purine and their pharmaceutically acceptable salts.

3. The method according to claim 2 wherein the 6,9-disubstituted purine derivatives are selected from the group consisting of 6-(4-hydroxybenzylamino)-9-(tetrahydropyran-2-yl, tetrahydrofuran-2-yl, 4-chlorobutyl, 1-ethoxyethyl)purine, 6-(4-hydroxy-3-methoxybenzylamino)-9-(tetrahydropyran-2-yl, tetrahydrofuran-2-yl, 4-chlorobutyl, 1-ethoxyethyl)purine, 6-(E)-(4-hydroxy-3-methylbut-2-en-1-ylamino)-9-(tetrahydropyran-2-yl, tetrahydrofuran-2-yl, 4-chlorobutyl, 1-ethoxyethyl)purine, 6-(E)-(1'-methyl-4-hydroxy-3-methylbut-2-en-1-ylamino)-9-(tetrahydropyran-2-yl, tetrahydrofuran-2-yl, 4-chlorobutyl, 1-ethoxyethyl)purine, 6-(4-hydroxy-3-methylbutylamino)-9-(tetrahydropyran-2-yl, tetrahydrofuran-2-yl, 4-chlorobutyl, 1-ethoxyethyl)purine, 6-(1'-methyl-4-hydroxy-3-methylbutylamino)-9-(tetrahydropyran-2-yl, tetrahydrofuran-2-yl, 4-chlorobutyl, 1-ethoxyethyl)purine, 6-(4-hydroxy-3-methylanilino)-9-(tetrahydropyran-2-yl, tetrahydrofuran-2-yl, 4-chlorobutyl, 1-ethoxyethyl)purine, 6-(4-hydroxy-3-methoxyanilino)-9-(tetrahydropyran-2-yl, tetrahydrofuran-2-yl, 4-chlorobutyl, 1-ethoxyethyl)purine, and their pharmaceutically acceptable salts.

4. A cosmetic composition comprising an effective amount of one or more 6,9-disubstituted purine derivatives and one or more excipients, wherein the 6,9-disubstituted purine derivatives are of the general formula 1



and their pharmaceutically acceptable salts,

wherein R6 is an alkyl, alkenyl, alkynyl, cycloalkyl, aryl, heterocycle, heterocycloalkyl, heteroalkyl, or arylalkyl group containing at least one hydroxyl substitution thereon, and

wherein R9 is a tetrahydropyran-2-yl, tetrahydrofuran-2-yl, 4-chlorobutyl, or 1-ethoxyethyl group;

wherein alkyl denotes a branched or unbranched alkyl chain containing 1 to 8 carbon atoms, which is optionally substituted independently with 1 to 7 substituents selected from the group consisting of hydroxyl, halogen, alkyloxy, aryloxy, alkylamino, arylamino, amino, mercapto, carboxyl, cyano, nitro, carbamoyl, sulpho, sulphamido, acylamino, acyloxy, alkylthio, arylthio, cycloalkyl, alkyloxycarbonylamino, aryloxycarbonylamino, aryl, heterocycle, and heteroaryl;

wherein alkenyl denotes a branched or unbranched alkenyl chain containing 2 to 7 carbon atoms with at least one double bond therein, which is optionally substituted independently with 1 to 6 substituents selected from the group containing halogen, hydroxyl, alkyloxy, aryloxy, amino, alkylamino, arylamino, mercapto, carboxyl, cyano, nitro, carbamoyl, sulpho, sulphamido, acyl, acylamino, acyloxy, alkylthio, arylthio, cycloalkyl, aryloxycarbonylamino and alkyloxycarbonylamino group,

wherein alkynyl denotes a branched or unbranched alkynyl chain containing 2 to 7 carbon atoms with at least one triple bond therein, which is optionally substituted independently with 1 to 6 substituents selected from the group consisting of halogen, hydroxyl, alkyloxy, aryloxy, amino, alkylamino, arylamino, mercapto, carboxyl, cyano, nitro, carbamoyl, sulpho, sulphamido, acyl, acylamino, acyloxy, alkylthio, arylthio, cycloalkyl, alkyloxycarbonylamino, and aryloxycarbonylamino group;

wherein cycloalkyl denotes a monocyclic or polycyclic alkyl group containing 3 to 15 carbon atoms, which is optionally substituted independently with 1 to 7 substituents selected from the group consisting of halogen, hydroxyl, alkyloxy, aryloxy, amino, alkylamino, arylamino, mercapto, carboxyl, cyano, nitro, carbamoyl, sulpho, sulphamido,

acyl, acylamino, acyloxy, alkylthio, arylthio, aryloxy-carbonylamino, and alkyloxy-carbonylamino group;

wherein aryl denotes an aromatic carbocyclic group containing 6 to 18 carbon atoms with at least one aromatic ring or a multiple condensed ring with at least one aromatic ring, which is substituted independently with 1 to 7 substituents selected from the group consisting of halogen, hydroxyl, alkyloxy, aryloxy, amino, alkylamino, arylamino, mercapto, carboxyl, cyano, nitro, carbamoyl, sulpho, sulphamido, acyl, acylamino, acyloxy, alkylthio, arylthio, cycloalkyl, aryloxy-carbonylamino and alkyloxy-carbonylamino group;

wherein heterocycle denotes a heterocyclic group containing 4 to 9 carbon atoms and at least one heteroatom selected from the group consisting of oxygen atom, sulphur atom, and nitrogen atom, which is optionally substituted independently with 1 to 7 substituents selected from the group consisting of alkyl, halogen, hydroxyl, alkyloxy, aryloxy, amino, alkylamino, arylamino, mercapto, carboxyl, cyano, nitro, carbamoyl, sulpho, sulphamido, acyl, acylamino, acyloxy, alkylthio, arylthio, cycloalkyl, aryloxy-carbonylamino, and alkyloxy-carbonylamino group;

wherein heteroaryl denotes a heterocycle in which at least one heterocyclic ring is aromatic, which is optionally substituted independently with 1 to 7 substituents selected from the group consisting of alkyl, halogen, hydroxyl, alkyloxy, aryloxy, amino, alkylamino, arylamino, mercapto, carboxyl, cyano, nitro, carbamoyl, sulpho, sulphamido, acyl, acylamino, acyloxy, alkylthio, arylthio, cycloalkyl, aryloxy-carbonylamino, and alkyloxy-carbonylamino group;

wherein heterocycloalkyl denotes a $-R_a$ -Het group where Het is a heterocycle group and R_a is an alkyl group, which is optionally substituted independently with 1 to 7 substituents selected from the group consisting of alkyl, halogen, hydroxyl, alkyloxy, aryloxy, amino, alkylamino, arylamino, mercapto, carboxyl, cyano, nitro, carbamoyl, sulpho, sulphamido, acyl, acylamino, acyloxy, alkylthio, arylthio, cycloalkyl, aryloxy-carbonylamino, and alkyloxy-carbonylamino group;

wherein heteroarylalkyl denotes a $-R_a$ -HetAr group where HetAr is an heteroaryl group and R_a is as defined above;

wherein arylalkyl denotes a $-R_b\text{-Ar}$ group where Ar is aryl group and R_b is a branched or unbranched alkyl chain containing 1 to 6 carbon atoms, which is optionally substituted independently with 1 to 5 substituents selected from the group consisting of alkyl, halogen, hydroxyl, alkyloxy, aryloxy, amino, alkylamino, arylamino, mercapto, carboxyl, cyano, nitro, carbamoyl, sulpho, sulphamido, acyl, acylamino, acyloxy, alkylthio, arylthio, cycloalkyl, aryloxycarbonylamino and alkyloxycarbonylamino group;

wherein halogen denotes a fluorine, bromine, chlorine, or iodine atom,

wherein hydroxy denotes an $-\text{OH}$ group,

wherein mercapto denotes a $-\text{SH}$ group,

wherein amino denotes a $-\text{NH}_2$ group,

wherein carbamoyl denotes a $-\text{CONH}_2$ group,

wherein cyano denotes a $-\text{CN}$ group,

wherein carboxyl denotes a $-\text{COOH}$ group,

wherein nitro denotes a $-\text{NO}_2$ group,

wherein sulpho denotes a $-\text{SO}_3R_c$ group where R_c is hydrogen or alkyl, wherein sulphamido denotes the $\text{SO}_2\text{NR}_cR_{c'}$ group where R_c and $R_{c'}$ are independently hydrogen or alkyl,

wherein acyl denotes a $-\text{C}(\text{O})R_d$ group, wherein R_d is alkyl, aryl, arylalkyl or cycloalkyl,

wherein acyloxy denotes a $-\text{O}-\text{C}(\text{O})R_e$ group where R_e is alkyl, aryl, or heterocycle,

wherein acylamino denotes a $-\text{NHCOR}_f$ group, wherein R_f is alkyl, heterocycle, or aryl,

wherein alkyloxycarbonylamino denotes a $-\text{NHCOOR}_g$ group where R_g is alkyl or cycloalkyl,

wherein aryloxycarbonylamino denotes a $-\text{NHCOOR}_h$ group where R_h is aryl,

wherein alkyloxy denotes a $-\text{OR}_{h'}$ where $R_{h'}$ is alkyl, cycloalkyl, or arylalkyl,

wherein aryloxy denotes a $-\text{OR}_{g'}$ group where $R_{g'}$ is aryl,

wherein alkylamino denotes a $-\text{NR}_iR_j$ group where R_i is hydrogen, alkyl, or heterocycle and R_j is alkyl or heterocycle,

wherein arylamino denotes a $-NR_kR_h$ group where R_k is hydrogen or aryl and R_h is alkyl, aryl, or heterocycle,

wherein alkylthio denotes a $-SR_h$ group where R_h is as defined above, and

wherein arylthio denotes a $-SR_g$ group where R_g is as defined above.

5. The cosmetic composition of claim 4, wherein the 6,9-disubstituted purine derivatives are selected from the group consisting of
- 6-(2-hydroxycyclopropylamino)-9-(tetrahydropyran-2-yl, tetrahydrofuran-2-yl, 4-chlorobutyl, 1-ethoxyethyl)purine, 6-(3-hydroxycyclobutylamino)-9-(tetrahydropyran-2-yl, tetrahydrofuran-2-yl, 4-chlorobutyl, 1-ethoxyethyl)purine, 6-(4-hydroxycyclohexylamino)-9-(tetrahydropyran-2-yl, tetrahydrofuran-2-yl, 4-chlorobutyl, 1-ethoxyethyl)purine,
- 6-(2-hydroxy-3-chlorobenzylamino)-9-(tetrahydropyran-2-yl, tetrahydrofuran-2-yl, 4-chlorobutyl, 1-ethoxyethyl)purine, 6-(4-hydroxy-3-chlorobenzylamino)-9-(tetrahydropyran-2-yl, tetrahydrofuran-2-yl, 4-chlorobutyl, 1-ethoxyethyl)purine,
- 6-(3-hydroxy-4-chlorobenzylamino)-9-(tetrahydropyran-2-yl, tetrahydrofuran-2-yl, 4-chlorobutyl, 1-ethoxyethyl)purine, 6-(2-hydroxy-3-iodobenzylamino)-9-(tetrahydropyran-2-yl, tetrahydrofuran-2-yl, 4-chlorobutyl, 1-ethoxyethyl)purine,
- 6-(4-hydroxy-5-iodobenzylamino)-9-(tetrahydropyran-2-yl, tetrahydrofuran-2-yl, 4-chlorobutyl, 1-ethoxyethyl)purine, 6-(3-hydroxy-4-iodobenzylamino)-9-(tetrahydropyran-2-yl, tetrahydrofuran-2-yl, 4-chlorobutyl, 1-ethoxyethyl)purine,
- 6-(2-hydroxy-3-bromobenzylamino)-9-(tetrahydropyran-2-yl, tetrahydrofuran-2-yl, 4-chlorobutyl, 1-ethoxyethyl)purine, 6-(4-hydroxy-3-bromobenzylamino)-9-(tetrahydropyran-2-yl, tetrahydrofuran-2-yl, 4-chlorobutyl, 1-ethoxyethyl)purine,
- 6-(3-hydroxy-4-bromobenzylamino)-9-(tetrahydropyran-2-yl, tetrahydrofuran-2-yl, 4-chlorobutyl, 1-ethoxyethyl)purine, 6-(2-hydroxy-3-fluorobenzylamino)-9-(tetrahydropyran-2-yl, tetrahydrofuran-2-yl, 4-chlorobutyl, 1-ethoxyethyl)purine,
- 6-(4-hydroxy-3-fluorobenzylamino)-9-(tetrahydropyran-2-yl, tetrahydrofuran-2-yl, 4-chlorobutyl, 1-ethoxyethyl)purine, 6-(3-hydroxy-4-fluorobenzylamino)-9-(tetrahydropyran-2-yl, tetrahydrofuran-2-yl, 4-chlorobutyl, 1-ethoxyethyl)purine,

2008345103 20 Dec 2013 6-(2,3-dihydroxy-4-methoxybenzylamino)-9-(tetrahydropyran-2-yl, tetrahydrofuran-2-yl, 4-chlorobutyl, 1-ethoxyethyl)purine,
6-(2,4-dihydroxy-3-methoxybenzylamino)-9-(tetrahydropyran-2-yl, tetrahydrofuran-2-yl, 4-chlorobutyl, 1-ethoxyethyl)purine,
6-(2,5-dihydroxy-4-methoxybenzylamino)-9-(tetrahydropyran-2-yl, tetrahydrofuran-2-yl, 4-chlorobutyl, 1-ethoxyethyl)purine,
6-(3,5-dihydroxy-4-chlorobenzylamino)-9-(tetrahydropyran-2-yl, tetrahydrofuran-2-yl, 4-chlorobutyl, 1-ethoxyethyl)purine, 6-(2-hydroxybenzylamino)-9-(tetrahydropyran-2-yl, tetrahydrofuran-2-yl, 4-chlorobutyl, 1-ethoxyethyl)purine,
6-(3-hydroxybenzylamino)-9-(tetrahydropyran-2-yl, tetrahydrofuran-2-yl, 4-chlorobutyl, 1-ethoxyethyl)purine, 6-(4-hydroxybenzylamino)-9-(tetrahydropyran-2-yl, tetrahydrofuran-2-yl, 4-chlorobutyl, 1-ethoxyethyl)purine,
6-(3-hydroxy-4-methoxybenzylamino)-9-(tetrahydropyran-2-yl, tetrahydrofuran-2-yl, 4-chlorobutyl, 1-ethoxyethyl)purine, 6-(3-hydroxy-5-methoxybenzylamino)-9-(tetrahydropyran-2-yl, tetrahydrofuran-2-yl, 4-chlorobutyl, 1-ethoxyethyl)purine,
6-(2-hydroxy-3-methoxybenzylamino)-9-(tetrahydropyran-2-yl, tetrahydrofuran-2-yl, 4-chlorobutyl, 1-ethoxyethyl) purine, 6-(4-hydroxy-3-methoxybenzylamino)-9-(tetrahydropyran-2-yl, tetrahydrofuran-2-yl, 4-chlorobutyl, 1-ethoxyethyl)purine,
6-(2-hydroxy-4-methoxybenzylamino)-9-(tetrahydropyran-2-yl, tetrahydrofuran-2-yl, 4-chlorobutyl, 1-ethoxyethyl)purine, 6-(4-hydroxy-2-methoxybenzylamino)-9-(tetrahydropyran-2-yl, tetrahydrofuran-2-yl, 4-chlorobutyl, 1-ethoxyethyl)purine,
6-(3,5-dimethyl-4-hydroxybenzylamino)-9-(tetrahydropyran-2-yl, tetrahydrofuran-2-yl, 4-chlorobutyl, 1-ethoxyethyl)purine,
6-(3,5-dibromo-4-hydroxybenzylamino)-9-(tetrahydropyran-2-yl, tetrahydrofuran-2-yl, 4-chlorobutyl, 1-ethoxyethyl)purine,
6-(3-hydroxymethyl-3-methylallyl)amino)-9-(tetrahydropyran-2-yl, tetrahydrofuran-2-yl, 4-chlorobutyl, 1-ethoxyethyl)purine,
6-(Z)-(4-hydroxy-3-methylbut-2-en-1-ylamino)-9-(tetrahydropyran-2-yl, tetrahydrofuran-2-yl, 4-chlorobutyl, 1-ethoxyethyl)purine,

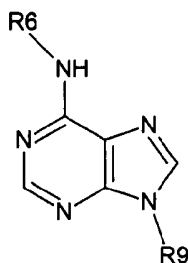
6-(E)-(4-hydroxy-3-methylbut-2-en-1-ylamino)-9-(tetrahydropyran-2-yl, tetrahydrofuran-2-yl, 4-chlorobutyl, 1-ethoxyethyl)purine,
6-(Z)-(1'-methyl-4-hydroxy-3-methylbut-2-en-1-ylamino)-9-(tetrahydropyran-2-yl, tetrahydrofuran-2-yl, 4-chlorobutyl, 1-ethoxyethyl)purine,
6-(E)-(1'-methyl-4-hydroxy-3-methylbut-2-en-1-ylamino)-9-(tetrahydropyran-2-yl, tetrahydrofuran-2-yl, 4-chlorobutyl, 1-ethoxyethyl)purine,
6-(4-hydroxy-3-methylbutylamino)-9-(tetrahydropyran-2-yl, tetrahydrofuran-2-yl, 4-chlorobutyl, 1-ethoxyethyl)purine, 6-(1'-methyl-4-hydroxy-3-methylbutylamino)-9-(tetrahydropyran-2-yl, tetrahydrofuran-2-yl, 4-chlorobutyl, 1-ethoxyethyl)purine,
6-(2-hydroxy-3-pyridylamino)-9-(tetrahydropyran-2-yl, tetrahydrofuran-2-yl, 4-chlorobutyl, 1-ethoxyethyl)purine, 6-(3-hydroxy-4-pyridylamino)-9-(tetrahydropyran-2-yl, tetrahydrofuran-2-yl, 4-chlorobutyl, 1-ethoxyethyl)purine, 6-(2-hydroxy-4-morpholinylamino)-9-(tetrahydropyran-2-yl, tetrahydrofuran-2-yl, 4-chlorobutyl, 1-ethoxyethyl)purine,
6-(3-hydroxy-1-pyrrolidinylamino)-9-(tetrahydropyran-2-yl, tetrahydrofuran-2-yl, 4-chlorobutyl, 1-ethoxyethyl)purine, 6-(4-hydroxy-2-methylanilino)-9-(tetrahydropyran-2-yl, tetrahydrofuran-2-yl, 4-chlorobutyl, 1-ethoxyethyl)purine, 6-(4-hydroxy-3-methylanilino)-9-(tetrahydropyran-2-yl, tetrahydrofuran-2-yl, 4-chlorobutyl, 1-ethoxyethyl)purine,
6-(4-hydroxy-6-methylanilino)-9-(tetrahydropyran-2-yl, tetrahydrofuran-2-yl, 4-chlorobutyl, 1-ethoxyethyl)purine, 6-(3-carboxy-4-hydroxyanilino)-9-(tetrahydropyran-2-yl, tetrahydrofuran-2-yl, 4-chlorobutyl, 1-ethoxyethyl)purine,
6-(4-hydroxy-2-methoxyanilino)-9-(tetrahydropyran-2-yl, tetrahydrofuran-2-yl, 4-chlorobutyl, 1-ethoxyethyl)purine, 6-(4-hydroxy-3-methoxyanilino)-9-(tetrahydropyran-2-yl, tetrahydrofuran-2-yl, 4-chlorobutyl, 1-ethoxyethyl)purine and their pharmaceutically acceptable salts.

6. The cosmetic composition of claim 4, wherein the 6,9-disubstituted purine derivatives are selected from the group consisting of

6-(4-hydroxybenzylamino)-9-(tetrahydropyran-2-yl, tetrahydrofuran-2-yl, 4-chlorobutyl, 1-ethoxyethyl)purine, 6-(4-hydroxy-3-methoxybenzylamino)-9-(tetrahydropyran-2-yl,

2008345103 20 Dec 2013 tetrahydrofuran-2-yl, 4-chlorobutyl, 1-ethoxyethyl)purine,
6-(E)-(4-hydroxy-3-methylbut-2-en-1-ylamino)-9-(tetrahydropyran-2-yl, tetrahydrofuran-2-yl,
4-chlorobutyl, 1-ethoxyethyl)purine,
6-(E)-(1'-methyl-4-hydroxy-3-methylbut-2-en-1-ylamino)-9-(tetrahydropyran-2-yl,
tetrahydrofuran-2-yl, 4-chlorobutyl, 1-ethoxyethyl)purine,
6-(4-hydroxy-3-methylbutylamino)-9-(tetrahydropyran-2-yl, tetrahydrofuran-2-yl, 4-chlorobutyl,
1-ethoxyethyl)purine, 6-(1'-methyl-4-hydroxy-3-methylbutylamino)-9-(tetrahydropyran-2-yl,
tetrahydrofuran-2-yl, 4-chlorobutyl, 1-ethoxyethyl)purine,
6-(4-hydroxy-3-methylanilino)-9-(tetrahydropyran-2-yl, tetrahydrofuran-2-yl, 4-chlorobutyl,
1-ethoxyethyl)purine, 6-(4-hydroxy-3-methoxyanilino)-9-(tetrahydropyran-2-yl,
tetrahydrofuran-2-yl, 4-chlorobutyl, 1-ethoxyethyl)purine, and their pharmaceutically acceptable
salts.

7. A method for inhibiting ageing or senescence of mammalian epidermal cells, said method comprising applying a composition to the mammalian epidermal cells, wherein composition comprises an effective amount of one or more 6,9-disubstituted purine derivatives and one or more excipients and wherein the 6,9-disubstituted purine derivatives are of the general formula 1



1

and their pharmaceutically acceptable salts,

wherein R6 is an alkyl, alkenyl, alkynyl, cycloalkyl, aryl, heterocycle, heterocycloalkyl, heteroalkyl, or arylalkyl group containing at least one hydroxyl substitution thereon, and

wherein R9 is a tetrahydropyran-2-yl, tetrahydrofuran-2-yl, 4-chlorobutyl, or 1-ethoxyethyl group;

wherein alkyl denotes a branched or unbranched alkyl chain containing 1 to 8 carbon atoms, which is optionally substituted independently with 1 to 7 substituents selected from the group consisting of hydroxyl, halogen, alkyloxy, aryloxy, alkylamino, arylamino, amino, mercapto, carboxyl, cyano, nitro, carbamoyl, sulpho, sulphamido, acylamino, acyloxy, alkylthio, arylthio, cycloalkyl, alkyloxycarbonylamino, aryloxycarbonylamino, aryl, heterocycle, and heteroaryl;

wherein alkenyl denotes a branched or unbranched alkenyl chain containing 2 to 7 carbon atoms with at least one double bond therein, which is optionally substituted independently with 1 to 6 substituents selected from the group containing halogen, hydroxyl, alkyloxy, aryloxy, amino, alkylamino, arylamino, mercapto, carboxyl, cyano, nitro, carbamoyl, sulpho, sulphamido, acyl, acylamino, acyloxy, alkylthio, arylthio, cycloalkyl, aryloxycarbonylamino and alkyloxycarbonylamino group,

wherein alkynyl denotes a branched or unbranched alkynyl chain containing 2 to 7 carbon atoms with at least one triple bond therein, which is optionally substituted independently with 1 to 6 substituents selected from the group consisting of halogen, hydroxyl, alkyloxy, aryloxy, amino, alkylamino, arylamino, mercapto, carboxyl, cyano, nitro, carbamoyl, sulpho, sulphamido, acyl, acylamino, acyloxy, alkylthio, arylthio, cycloalkyl, alkyloxycarbonylamino, and aryloxycarbonylamino group;

wherein cycloalkyl denotes a monocyclic or polycyclic alkyl group containing 3 to 15 carbon atoms, which is optionally substituted independently with 1 to 7 substituents selected from the group consisting of halogen, hydroxyl, alkyloxy, aryloxy, amino, alkylamino, arylamino, mercapto, carboxyl, cyano, nitro, carbamoyl, sulpho, sulphamido, acyl, acylamino, acyloxy, alkylthio, arylthio, aryloxycarbonylamino, and alkyloxycarbonylamino group;

wherein aryl denotes an aromatic carbocyclic group containing 6 to 18 carbon atoms with at least one aromatic ring or a multiple condensed ring with at least one aromatic ring, which is substituted independently with 1 to 7 substituents selected from the group consisting of halogen, hydroxyl, alkyloxy, aryloxy, amino, alkylamino, arylamino,

mercapto, carboxyl, cyano, nitro, carbamoyl, sulpho, sulphamido, acyl, acylamino, acyloxy, alkylthio, arylthio, cycloalkyl, aryloxy-carbonylamino and alkyloxy-carbonylamino group;

wherein heterocycle denotes a heterocyclic group containing 4 to 9 carbon atoms and at least one heteroatom selected from the group consisting of oxygen atom, sulphur atom, and nitrogen atom, which is optionally substituted independently with 1 to 7 substituents selected from the group consisting of alkyl, halogen, hydroxyl, alkyloxy, aryloxy, amino, alkylamino, arylamino, mercapto, carboxyl, cyano, nitro, carbamoyl, sulpho, sulphamido, acyl, acylamino, acyloxy, alkylthio, arylthio, cycloalkyl, aryloxy-carbonylamino, and alkyloxy-carbonylamino group;

wherein heteroaryl denotes a heterocycle in which at least one heterocyclic ring is aromatic, which is optionally substituted independently with 1 to 7 substituents selected from the group consisting of alkyl, halogen, hydroxyl, alkyloxy, aryloxy, amino, alkylamino, arylamino, mercapto, carboxyl, cyano, nitro, carbamoyl, sulpho, sulphamido, acyl, acylamino, acyloxy, alkylthio, arylthio, cycloalkyl, aryloxy-carbonylamino, and alkyloxy-carbonylamino group;

wherein heterocycloalkyl denotes a $-R_a$ -Het group where Het is a heterocycle group and R_a is an alkyl group, which is optionally substituted independently with 1 to 7 substituents selected from the group consisting of alkyl, halogen, hydroxyl, alkyloxy, aryloxy, amino, alkylamino, arylamino, mercapto, carboxyl, cyano, nitro, carbamoyl, sulpho, sulphamido, acyl, acylamino, acyloxy, alkylthio, arylthio, cycloalkyl, aryloxy-carbonylamino, and alkyloxy-carbonylamino group;

wherein heteroarylalkyl denotes a $-R_a$ -HetAr group where HetAr is an heteroaryl group and R_a is as defined above;

wherein arylalkyl denotes a $-R_b$ -Ar group where Ar is aryl group and R_b is a branched or unbranched alkyl chain containing 1 to 6 carbon atoms, which is optionally substituted independently with 1 to 5 substituents selected from the group consisting of alkyl, halogen, hydroxyl, alkyloxy, aryloxy, amino, alkylamino, arylamino, mercapto, carboxyl, cyano, nitro, carbamoyl, sulpho, sulphamido, acyl, acylamino, acyloxy, alkylthio, arylthio, cycloalkyl, aryloxy-carbonylamino and alkyloxy-carbonylamino group;

wherein halogen denotes a fluorine, bromine, chlorine, or iodine atom,
 wherein hydroxy denotes an -OH group,
 wherein mercapto denotes a -SH group,
 wherein amino denotes a -NH₂ group,
 wherein carbamoyl denotes a -CONH₂ group,
 wherein cyano denotes a -CN group,
 wherein carboxyl denotes a -COOH group,
 wherein nitro denotes a -NO₂ group,
 wherein sulpho denotes a -SO₃R_c group where R_c is hydrogen or alkyl, wherein
 sulphamido denotes the SO₂NR_cR_{c'} group where R_c and R_{c'} are independently hydrogen or
 alkyl,
 wherein acyl denotes a -C(O)R_d group, wherein R_d is alkyl, aryl, arylalkyl or
 cycloalkyl,
 wherein acyloxy denotes a -O-C(O)R_e group where R_e is alkyl, aryl, or heterocycle,
 wherein acylamino denotes a -NHCOR_f group, wherein R_f is alkyl, heterocycle, or
 aryl,
 wherein alkyloxycarbonylamino denotes a -NHCOOR_g group where R_g is alkyl or
 cycloalkyl,
 wherein aryloxycarbonylamino denotes a -NHCOOR_h group where R_h is aryl,
 wherein alkyloxy denotes a -OR_{h'} where R_{h'} is alkyl, cycloalkyl, or arylalkyl,
 wherein aryloxy denotes a -OR_{g'} group where R_{g'} is aryl,
 wherein alkylamino denotes a -NR_iR_j group where R_i is hydrogen, alkyl, or
 heterocycle and R_j is alkyl or heterocycle,
 wherein arylamino denotes a -NR_kR_h group where R_k is hydrogen or aryl and R_h is
 alkyl, aryl, or heterocycle,
 wherein alkylthio denotes a -SR_{h'} group where R_{h'} is as defined above, and
 wherein arylthio denotes a -SR_{g'} group where R_{g'} is as defined above.

8. The method for inhibiting ageing or senescence of mammalian epidermal cells as defined in claim 7, wherein the 6,9-disubstituted purine derivatives are selected from the group consisting of 6-(2-hydroxycyclopropylamino)-9-(tetrahydropyran-2-yl, tetrahydrofuran-2-yl, 4-chlorobutyl, 1-ethoxyethyl)purine, 6-(3-hydroxycyclobutylamino)-9-(tetrahydropyran-2-yl, tetrahydrofuran-2-yl, 4-chlorobutyl, 1-ethoxyethyl)purine, 6-(4-hydroxycyclohexylamino)-9-(tetrahydropyran-2-yl, tetrahydrofuran-2-yl, 4-chlorobutyl, 1-ethoxyethyl)purine, 6-(2-hydroxy-3-chlorobenzylamino)-9-(tetrahydropyran-2-yl, tetrahydrofuran-2-yl, 4-chlorobutyl, 1-ethoxyethyl)purine, 6-(4-hydroxy-3-chlorobenzylamino)-9-(tetrahydropyran-2-yl, tetrahydrofuran-2-yl, 4-chlorobutyl, 1-ethoxyethyl)purine, 6-(3-hydroxy-4-chlorobenzylamino)-9-(tetrahydropyran-2-yl, tetrahydrofuran-2-yl, 4-chlorobutyl, 1-ethoxyethyl)purine, 6-(2-hydroxy-3-iodobenzylamino)-9-(tetrahydropyran-2-yl, tetrahydrofuran-2-yl, 4-chlorobutyl, 1-ethoxyethyl)purine, 6-(4-hydroxy-5-iodobenzylamino)-9-(tetrahydropyran-2-yl, tetrahydrofuran-2-yl, 4-chlorobutyl, 1-ethoxyethyl)purine, 6-(3-hydroxy-4-iodobenzylamino)-9-(tetrahydropyran-2-yl, tetrahydrofuran-2-yl, 4-chlorobutyl, 1-ethoxyethyl)purine, 6-(2-hydroxy-3-bromobenzylamino)-9-(tetrahydropyran-2-yl, tetrahydrofuran-2-yl, 4-chlorobutyl, 1-ethoxyethyl)purine, 6-(4-hydroxy-3-bromobenzylamino)-9-(tetrahydropyran-2-yl, tetrahydrofuran-2-yl, 4-chlorobutyl, 1-ethoxyethyl)purine, 6-(3-hydroxy-4-bromobenzylamino)-9-(tetrahydropyran-2-yl, tetrahydrofuran-2-yl, 4-chlorobutyl, 1-ethoxyethyl)purine, 6-(2-hydroxy-3-fluorobenzylamino)-9-(tetrahydropyran-2-yl, tetrahydrofuran-2-yl, 4-chlorobutyl, 1-ethoxyethyl)purine, 6-(4-hydroxy-3-fluorobenzylamino)-9-(tetrahydropyran-2-yl, tetrahydrofuran-2-yl, 4-chlorobutyl, 1-ethoxyethyl)purine, 6-(3-hydroxy-4-fluorobenzylamino)-9-(tetrahydropyran-2-yl, tetrahydrofuran-2-yl, 4-chlorobutyl, 1-ethoxyethyl)purine, 6-(2,3-dihydroxy-4-methoxybenzylamino)-9-(tetrahydropyran-2-yl, tetrahydrofuran-2-yl, 4-chlorobutyl, 1-ethoxyethyl)purine, 6-(2,4-dihydroxy-3-methoxybenzylamino)-9-(tetrahydropyran-2-yl, tetrahydrofuran-2-yl, 4-chlorobutyl, 1-ethoxyethyl)purine, 6-(2,5-dihydroxy-4-methoxybenzylamino)-9-(tetrahydropyran-2-yl, tetrahydrofuran-2-yl,

20 Dec 2013

2008345103

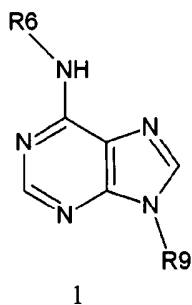
4-chlorobutyl, 1-ethoxyethyl)purine,
6-(3,5-dihydroxy-4-chlorobenzylamino)-9-(tetrahydropyran-2-yl, tetrahydrofuran-2-yl,
4-chlorobutyl, 1-ethoxyethyl)purine, 6-(2-hydroxybenzylamino)-9-(tetrahydropyran-2-yl,
tetrahydrofuran-2-yl, 4-chlorobutyl, 1-ethoxyethyl)purine,
6-(3-hydroxybenzylamino)-9-(tetrahydropyran-2-yl, tetrahydrofuran-2-yl, 4-chlorobutyl,
1-ethoxyethyl)purine, 6-(4-hydroxybenzylamino)-9-(tetrahydropyran-2-yl, tetrahydrofuran-2-yl,
4-chlorobutyl, 1-ethoxyethyl)purine,
6-(3-hydroxy-4-methoxybenzylamino)-9-(tetrahydropyran-2-yl, tetrahydrofuran-2-yl, 4-chlorobutyl,
1-ethoxyethyl)purine, 6-(3-hydroxy-5-methoxybenzylamino)-9-(tetrahydropyran-2-yl,
tetrahydrofuran-2-yl, 4-chlorobutyl, 1-ethoxyethyl)purine,
6-(2-hydroxy-3-methoxybenzylamino)-9-(tetrahydropyran-2-yl, tetrahydrofuran-2-yl, 4-chlorobutyl,
1-ethoxyethyl) purine, 6-(4-hydroxy-3-methoxybenzylamino)-9-(tetrahydropyran-2-yl,
tetrahydrofuran-2-yl, 4-chlorobutyl, 1-ethoxyethyl)purine,
6-(2-hydroxy-4-methoxybenzylamino)-9-(tetrahydropyran-2-yl, tetrahydrofuran-2-yl, 4-chlorobutyl,
1-ethoxyethyl)purine, 6-(4-hydroxy-2-methoxybenzylamino)-9-(tetrahydropyran-2-yl,
tetrahydrofuran-2-yl, 4-chlorobutyl, 1-ethoxyethyl)purine,
6-(3,5-dimethyl-4-hydroxybenzylamino)-9-(tetrahydropyran-2-yl, tetrahydrofuran-2-yl,
4-chlorobutyl, 1-ethoxyethyl)purine,
6-(3,5-dibromo-4-hydroxybenzylamino)-9-(tetrahydropyran-2-yl, tetrahydrofuran-2-yl,
4-chlorobutyl, 1-ethoxyethyl)purine,
6-(3-hydroxymethyl-3-methylallyl)amino)-9-(tetrahydropyran-2-yl, tetrahydrofuran-2-yl,
4-chlorobutyl, 1-ethoxyethyl)purine,
6-(Z)-(4-hydroxy-3-methylbut-2-en-1-ylamino)-9-(tetrahydropyran-2-yl, tetrahydrofuran-2-yl,
4-chlorobutyl, 1-ethoxyethyl)purine,
6-(E)-(4-hydroxy-3-methylbut-2-en-1-ylamino)-9-(tetrahydropyran-2-yl, tetrahydrofuran-2-yl,
4-chlorobutyl, 1-ethoxyethyl)purine,
6-(Z)-(1'-methyl-4-hydroxy-3-methylbut-2-en-1-ylamino)-9-(tetrahydropyran-2-yl,
tetrahydrofuran-2-yl, 4-chlorobutyl, 1-ethoxyethyl)purine,
6-(E)-(1'-methyl-4-hydroxy-3-methylbut-2-en-1-ylamino)-9-(tetrahydropyran-2-yl,

tetrahydrofuran-2-yl, 4-chlorobutyl, 1-ethoxyethyl)purine,
6-(4-hydroxy-3-methylbutylamino)-9-(tetrahydropyran-2-yl, tetrahydrofuran-2-yl, 4-chlorobutyl,
1-ethoxyethyl)purine, 6-(1'-methyl-4-hydroxy-3-methylbutylamino)-9-(tetrahydropyran-2-yl,
tetrahydrofuran-2-yl, 4-chlorobutyl, 1-ethoxyethyl)purine,
6-(2-hydroxy-3-pyridylamino)-9-(tetrahydropyran-2-yl, tetrahydrofuran-2-yl, 4-chlorobutyl,
1-ethoxyethyl)purine, 6-(3-hydroxy-4-pyridylamino)-9-(tetrahydropyran-2-yl, tetrahydrofuran-2-yl,
4-chlorobutyl, 1-ethoxyethyl)purine, 6-(2-hydroxy-4-morfolinylamino)-9-(tetrahydropyran-2-yl,
tetrahydrofuran-2-yl, 4-chlorobutyl, 1-ethoxyethyl)purine,
6-(3-hydroxy-1-pyrrolidinylamino)-9-(tetrahydropyran-2-yl, tetrahydrofuran-2-yl, 4-chlorobutyl,
1-ethoxyethyl)purine, 6-(4-hydroxy-2-methylanilino)-9-(tetrahydropyran-2-yl, tetrahydrofuran-2-yl,
4-chlorobutyl, 1-ethoxyethyl)purine, 6-(4-hydroxy-3-methylanilino)-9-(tetrahydropyran-2-yl,
tetrahydrofuran-2-yl, 4-chlorobutyl, 1-ethoxyethyl)purine,
6-(4-hydroxy-6-methylanilino)-9-(tetrahydropyran-2-yl, tetrahydrofuran-2-yl, 4-chlorobutyl,
1-ethoxyethyl)purine, 6-(3-carboxy-4-hydroxyanilino)-9-(tetrahydropyran-2-yl,
tetrahydrofuran-2-yl, 4-chlorobutyl, 1-ethoxyethyl)purine,
6-(4-hydroxy-2-methoxyanilino)-9-(tetrahydropyran-2-yl, tetrahydrofuran-2-yl, 4-chlorobutyl,
1-ethoxyethyl)purine, 6-(4-hydroxy-3-methoxyanilino)-9-(tetrahydropyran-2-yl,
tetrahydrofuran-2-yl, 4-chlorobutyl, 1-ethoxyethyl)purine and their pharmaceutically acceptable
salts.

9. The method for inhibiting ageing or senescence of mammalian epidermal cells as defined in claim 8, wherein the 6,9-disubstituted purine derivatives are selected from the group consisting of 6-(4-hydroxybenzylamino)-9-(tetrahydropyran-2-yl, tetrahydrofuran-2-yl, 4-chlorobutyl, 1-ethoxyethyl)purine,
6-(4-hydroxy-3-methoxybenzylamino)-9-(tetrahydropyran-2-yl, tetrahydrofuran-2-yl, 4-chlorobutyl, 1-ethoxyethyl)purine, 6-(E)-(4-hydroxy-3-methylbut-2-en-1-ylamino)-9-(tetrahydropyran-2-yl, tetrahydrofuran-2-yl, 4-chlorobutyl, 1-ethoxyethyl)purine,
6-(E)-(1'-methyl-4-hydroxy-3-methylbut-2-en-1-ylamino)-9-(tetrahydropyran-2-yl, tetrahydrofuran-2-yl, 4-chlorobutyl, 1-ethoxyethyl)purine,

2008345103 20 Dec 2013 6-(4-hydroxy-3-methylbutylamino)-9-(tetrahydropyran-2-yl, tetrahydrofuran-2-yl, 4-chlorobutyl, 1-ethoxyethyl)purine, 6-(1'-methyl-4-hydroxy-3-methylbutylamino)-9-(tetrahydropyran-2-yl, tetrahydrofuran-2-yl, 4-chlorobutyl, 1-ethoxyethyl)purine, 6-(4-hydroxy-3-methylanilino)-9-(tetrahydropyran-2-yl, tetrahydrofuran-2-yl, 4-chlorobutyl, 1-ethoxyethyl)purine, 6-(4-hydroxy-3-methoxyanilino)-9-(tetrahydropyran-2-yl, tetrahydrofuran-2-yl, 4-chlorobutyl, 1-ethoxyethyl)purine, and their pharmaceutically acceptable salts.

10. A method for treating skin disease states in a mammal, said method comprising an effective amount of one or more 6,9-disubstituted purine derivatives of the general formula 1, or their pharmaceutically acceptable salts,



to the skin of the mammal associated with the skin disease states;

wherein R6 is an alkyl, alkenyl, alkynyl, cycloalkyl, aryl, heterocycle, heterocycloalkyl, heteroalkyl, or arylalkyl group containing at least one hydroxyl substitution thereon, and

wherein R9 is a tetrahydropyran-2-yl, tetrahydrofuran-2-yl, 4- chlorobutyl, or 1-ethoxyethyl group;

wherein alkyl denotes a branched or unbranched alkyl chain containing 1 to 8 carbon atoms, which is optionally substituted independently with 1 to 7 substituents selected from the group consisting of hydroxyl, halogen, alkyloxy, aryloxy, alkylamino, arylamino, amino, mercapto, carboxyl, cyano, nitro, carbamoyl, sulpho, sulphamido, acylamino, acyloxy, alkylthio, arylthio, cycloalkyl, alkyloxycarbonylamino, aryloxycarbonylamino, aryl, heterocycle, and heteroaryl;

wherein alkenyl denotes a branched or unbranched alkenyl chain containing 2 to 7 carbon atoms with at least one double bond therein, which is optionally substituted independently with 1 to 6 substituents selected from the group containing halogen, hydroxyl, alkyloxy, aryloxy, amino, alkylamino, arylamino, mercapto, carboxyl, cyano, nitro, carbamoyl, sulpho, sulphamido, acyl, acylamino, acyloxy, alkylthio, arylthio, cycloalkyl, aryloxycarbonylamino and alkyloxycarbonylamino group,

wherein alkynyl denotes a branched or unbranched alkynyl chain containing 2 to 7 carbon atoms with at least one triple bond therein, which is optionally substituted independently with 1 to 6 substituents selected from the group consisting of halogen, hydroxyl, alkyloxy, aryloxy, amino, alkylamino, arylamino, mercapto, carboxyl, cyano, nitro, carbamoyl, sulpho, sulphamido, acyl, acylamino, acyloxy, alkylthio, arylthio, cycloalkyl, alkyloxycarbonylamino, and aryloxycarbonylamino group;

wherein cycloalkyl denotes a monocyclic or polycyclic alkyl group containing 3 to 15 carbon atoms, which is optionally substituted independently with 1 to 7 substituents selected from the group consisting of halogen, hydroxyl, alkyloxy, aryloxy, amino, alkylamino, arylamino, mercapto, carboxyl, cyano, nitro, carbamoyl, sulpho, sulphamido, acyl, acylamino, acyloxy, alkylthio, arylthio, cycloalkyl aryloxycarbonylamino, and alkyloxycarbonylamino group;

wherein aryl denotes an aromatic carbocyclic group containing 6 to 18 carbon atoms with at least one aromatic ring or a multiple condensed ring with at least one aromatic ring, which is substituted independently with 1 to 7 substituents selected from the group consisting of halogen, hydroxyl, alkyloxy, aryloxy, amino, alkylamino, arylamino, mercapto, carboxyl, cyano, nitro, carbamoyl, sulpho, sulphamido, acyl, acylamino, acyloxy, alkylthio, arylthio, cycloalkyl, aryloxycarbonylamino and alkyloxycarbonylamino group;

wherein heterocycle denotes a heterocyclic group containing 4 to 9 carbon atoms and at least one heteroatom selected from the group consisting of oxygen atom, sulphur atom, and nitrogen atom, which is optionally substituted independently with 1 to 7 substituents selected from the group consisting of alkyl, halogen, hydroxyl, alkyloxy, aryloxy, amino, alkylamino, arylamino, mercapto, carboxyl, cyano, nitro, carbamoyl,

sulpho, sulphamido, acyl, acylamino, acyloxy, alkylthio, arylthio, cycloalkyl, aryloxycarbonylamino, and alkyloxycarbonylamino group;

wherein heteroaryl denotes a heterocycle in which at least one heterocyclic ring is aromatic, which is optionally substituted independently with 1 to 7 substituents selected from the group consisting of alkyl, halogen, hydroxyl, alkyloxy, aryloxy, amino, alkylamino, arylamino, mercapto, carboxyl, cyano, nitro, carbamoyl, sulpho, sulphamido, acyl, acylamino, acyloxy, alkylthio, arylthio, cycloalkyl, aryloxycarbonylamino, and alkyloxycarbonylamino group;

wherein heterocycloalkyl denotes a $-R_a$ -Het group where Het is a heterocycle group and R_a is an alkyl group, which is optionally substituted independently with 1 to 7 substituents selected from the group consisting of alkyl, halogen, hydroxyl, alkyloxy, aryloxy, amino, alkylamino, arylamino, mercapto, carboxyl, cyano, nitro, carbamoyl, sulpho, sulphamido, acyl, acylamino, acyloxy, alkylthio, arylthio, cycloalkyl, aryloxycarbonylamino, and alkyloxycarbonylamino group;

wherein heteroarylalkyl denotes a $-R_a$ -HetAr group where HetAr is an heteroaryl group and R_a is as defined above;

wherein arylalkyl denotes a $-R_b$ -Ar group where Ar is aryl group and R_b is a branched or unbranched alkyl chain containing 1 to 6 carbon atoms, which is optionally substituted independently with 1 to 5 substituents selected from the group consisting of alkyl, halogen, hydroxyl, alkyloxy, aryloxy, amino, alkylamino, arylamino, mercapto, carboxyl, cyano, nitro, carbamoyl, sulpho, sulphamido, acyl, acylamino, acyloxy, alkylthio, arylthio, cycloalkyl, aryloxycarbonylamino and alkyloxycarbonylamino group;

wherein halogen denotes a fluorine, bromine, chlorine, or iodine atom,

wherein hydroxy denotes an -OH group,

wherein mercapto denotes a -SH group,

wherein amino denotes a $-NH_2$ group,

wherein carbamoyl denotes a $-CONH_2$ group,

wherein cyano denotes a -CN group,

wherein carboxyl denotes a -COOH group,

wherein nitro denotes a $-\text{NO}_2$ group,

wherein sulpho denotes a $-\text{SO}_3\text{R}_c$ group where R_c is hydrogen or alkyl,

wherein sulphamido denotes the $\text{SO}_2\text{NR}_c\text{R}_{c'}$ group where R_c and $\text{R}_{c'}$ are independently hydrogen or alkyl,

wherein acyl denotes a $-\text{C}(\text{O})\text{R}_d$ group, wherein R_d is alkyl, aryl, arylalkyl or cycloalkyl,

wherein acyloxy denotes a $-\text{O}-\text{C}(\text{O})\text{R}_e$ group where R_e is alkyl, aryl, or heterocycle,

wherein acylamino denotes a $-\text{NHCOR}_f$ group, wherein R_f is alkyl, heterocycle, or aryl,

wherein alkyloxycarbonylamino denotes a $-\text{NHCOOR}_g$ group where R_g is alkyl or cycloalkyl,

wherein aryloxycarbonylamino denotes a $-\text{NHCOOR}_h$ group where R_h is aryl,

wherein alkyloxy denotes a $-\text{OR}_{h'}$ where $\text{R}_{h'}$ is alkyl, cycloalkyl, or arylalkyl,

wherein aryloxy denotes a $-\text{OR}_{g'}$ group where $\text{R}_{g'}$ is aryl,

wherein alkylamino denotes a $-\text{NR}_i\text{R}_j$ group where R_i is hydrogen, alkyl, or heterocycle and R_j is alkyl or heterocycle,

wherein arylamino denotes a $-\text{NR}_k\text{R}_h$ group where R_k is hydrogen or aryl and R_h is alkyl, aryl, or heterocycle,

wherein alkylthio denotes a $-\text{SR}_{h'}$ group where $\text{R}_{h'}$ is as defined above, and

wherein arylthio denotes a $-\text{SR}_{g'}$ group where $\text{R}_{g'}$ is as defined above.

11. The method of claim 10, the one or more 6,9-disubstituted purine derivatives are selected from the group consisting of 6-(2-hydroxycyclopropylamino)-9-(tetrahydropyran-2-yl, tetrahydrofuran-2-yl, 4-chlorobutyl, 1-ethoxyethyl)purine, 6-(3-hydroxycyclobutylamino)-9-(tetrahydropyran-2-yl, tetrahydrofuran-2-yl, 4-chlorobutyl, 1-ethoxyethyl)purine, 6-(4-hydroxycyclohexylamino)-9-(tetrahydropyran-2-yl, tetrahydrofuran-2-yl, 4-chlorobutyl, 1-ethoxyethyl)purine, 6-(2-hydroxy-3-chlorobenzylamino)-9-(tetrahydropyran-2-yl, tetrahydrofuran-2-yl, 4-chlorobutyl,

1-ethoxyethyl)purine, 6-(4-hydroxy-3-chlorobenzylamino)-9-(tetrahydropyran-2-yl, tetrahydrofuran-2-yl, 4-chlorobutyl, 1-ethoxyethyl)purine,
6-(3-hydroxy-4-chlorobenzylamino)-9-(tetrahydropyran-2-yl, tetrahydrofuran-2-yl, 4-chlorobutyl, 1-ethoxyethyl)purine, 6-(2-hydroxy-3-iodobenzylamino)-9-(tetrahydropyran-2-yl, tetrahydrofuran-2-yl, 4-chlorobutyl, 1-ethoxyethyl)purine,
6-(4-hydroxy-5-iodobenzylamino)-9-(tetrahydropyran-2-yl, tetrahydrofuran-2-yl, 4-chlorobutyl, 1-ethoxyethyl)purine, 6-(3-hydroxy-4-iodobenzylamino)-9-(tetrahydropyran-2-yl, tetrahydrofuran-2-yl, 4-chlorobutyl, 1-ethoxyethyl)purine,
6-(2-hydroxy-3-bromobenzylamino)-9-(tetrahydropyran-2-yl, tetrahydrofuran-2-yl, 4-chlorobutyl, 1-ethoxyethyl)purine, 6-(4-hydroxy-3-bromobenzylamino)-9-(tetrahydropyran-2-yl, tetrahydrofuran-2-yl, 4-chlorobutyl, 1-ethoxyethyl)purine,
6-(3-hydroxy-4-bromobenzylamino)-9-(tetrahydropyran-2-yl, tetrahydrofuran-2-yl, 4-chlorobutyl, 1-ethoxyethyl)purine, 6-(2-hydroxy-3-fluorobenzylamino)-9-(tetrahydropyran-2-yl, tetrahydrofuran-2-yl, 4-chlorobutyl, 1-ethoxyethyl)purine,
6-(4-hydroxy-3-fluorobenzylamino)-9-(tetrahydropyran-2-yl, tetrahydrofuran-2-yl, 4-chlorobutyl, 1-ethoxyethyl)purine, 6-(3-hydroxy-4-fluorobenzylamino)-9-(tetrahydropyran-2-yl, tetrahydrofuran-2-yl, 4-chlorobutyl, 1-ethoxyethyl)purine,
6-(2,3-dihydroxy-4-methoxybenzylamino)-9-(tetrahydropyran-2-yl, tetrahydrofuran-2-yl, 4-chlorobutyl, 1-ethoxyethyl)purine,
6-(2,4-dihydroxy-3-methoxybenzylamino)-9-(tetrahydropyran-2-yl, tetrahydrofuran-2-yl, 4-chlorobutyl, 1-ethoxyethyl)purine,
6-(2,5-dihydroxy-4-methoxybenzylamino)-9-(tetrahydropyran-2-yl, tetrahydrofuran-2-yl, 4-chlorobutyl, 1-ethoxyethyl)purine,
6-(3,5-dihydroxy-4-chlorobenzylamino)-9-(tetrahydropyran-2-yl, tetrahydrofuran-2-yl, 4-chlorobutyl, 1-ethoxyethyl)purine, 6-(2-hydroxybenzylamino)-9-(tetrahydropyran-2-yl, tetrahydrofuran-2-yl, 4-chlorobutyl, 1-ethoxyethyl)purine,
6-(3-hydroxybenzylamino)-9-(tetrahydropyran-2-yl, tetrahydrofuran-2-yl, 4-chlorobutyl, 1-ethoxyethyl)purine, 6-(4-hydroxybenzylamino)-9-(tetrahydropyran-2-yl, tetrahydrofuran-2-yl, 4-chlorobutyl, 1-ethoxyethyl)purine,

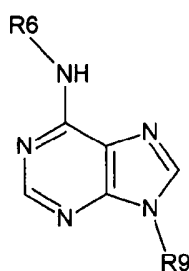
6-(3-hydroxy-4-methoxybenzylamino)-9-(tetrahydropyran-2-yl, tetrahydrofuran-2-yl, 4-chlorobutyl, 1-ethoxyethyl)purine,
6-(3-hydroxy-5-methoxybenzylamino)-9-(tetrahydropyran-2-yl, tetrahydrofuran-2-yl, 4-chlorobutyl, 1-ethoxyethyl)purine,
6-(2-hydroxy-3-methoxybenzylamino)-9-(tetrahydropyran-2-yl, tetrahydrofuran-2-yl, 4-chlorobutyl, 1-ethoxyethyl) purine,
6-(4-hydroxy-3-methoxybenzylamino)-9-(tetrahydropyran-2-yl, tetrahydrofuran-2-yl, 4-chlorobutyl, 1-ethoxyethyl)purine,
6-(2-hydroxy-4-methoxybenzylamino)-9-(tetrahydropyran-2-yl, tetrahydrofuran-2-yl, 4-chlorobutyl, 1-ethoxyethyl)purine,
6-(4-hydroxy-2-methoxybenzylamino)-9-(tetrahydropyran-2-yl, tetrahydrofuran-2-yl, 4-chlorobutyl, 1-ethoxyethyl)purine,
6-(3,5-dimethyl-4-hydroxybenzylamino)-9-(tetrahydropyran-2-yl, tetrahydrofuran-2-yl, 4-chlorobutyl, 1-ethoxyethyl)purine,
6-(3,5-dibromo-4-hydroxybenzylamino)-9-(tetrahydropyran-2-yl, tetrahydrofuran-2-yl, 4-chlorobutyl, 1-ethoxyethyl)purine,
6-(3-hydroxymethyl-3-methylallyl)amino)-9-(tetrahydropyran-2-yl, tetrahydrofuran-2-yl, 4-chlorobutyl, 1-ethoxyethyl)purine,
6-(Z)-(4-hydroxy-3-methylbut-2-en-1-ylamino)-9-(tetrahydropyran-2-yl, tetrahydrofuran-2-yl, 4-chlorobutyl, 1-ethoxyethyl)purine,
6-(E)-(4-hydroxy-3-methylbut-2-en-1-ylamino)-9-(tetrahydropyran-2-yl, tetrahydrofuran-2-yl, 4-chlorobutyl, 1-ethoxyethyl)purine,
6-(Z)-(1'-methyl-4-hydroxy-3-methylbut-2-en-1-ylamino)-9-(tetrahydropyran-2-yl, tetrahydrofuran-2-yl, 4-chlorobutyl, 1-ethoxyethyl)purine,
6-(E)-(1'-methyl-4-hydroxy-3-methylbut-2-en-1-ylamino)-9-(tetrahydropyran-2-yl, tetrahydrofuran-2-yl, 4-chlorobutyl, 1-ethoxyethyl)purine,
6-(4-hydroxy-3-methylbutylamino)-9-(tetrahydropyran-2-yl, tetrahydrofuran-2-yl, 4-chlorobutyl, 1-ethoxyethyl)purine, 6-(1'-methyl-4-hydroxy-3-methylbutylamino)-9-(tetrahydropyran-2-yl, tetrahydrofuran-2-yl, 4-chlorobutyl, 1-ethoxyethyl)purine,

6-(2-hydroxy-3-pyridylamino)-9-(tetrahydropyran-2-yl, tetrahydrofuran-2-yl, 4-chlorobutyl, 1-ethoxyethyl)purine, 6-(3-hydroxy-4-pyridylamino)-9-(tetrahydropyran-2-yl, tetrahydrofuran-2-yl, 4-chlorobutyl, 1-ethoxyethyl)purine, 6-(2-hydroxy-4-morpholinylamino)-9-(tetrahydropyran-2-yl, tetrahydrofuran-2-yl, 4-chlorobutyl, 1-ethoxyethyl)purine, 6-(3-hydroxy-1-pyrrolidinylamino)-9-(tetrahydropyran-2-yl, tetrahydrofuran-2-yl, 4-chlorobutyl, 1-ethoxyethyl)purine, 6-(4-hydroxy-2-methylanilino)-9-(tetrahydropyran-2-yl, tetrahydrofuran-2-yl, 4-chlorobutyl, 1-ethoxyethyl)purine, 6-(4-hydroxy-3-methylanilino)-9-(tetrahydropyran-2-yl, tetrahydrofuran-2-yl, 4-chlorobutyl, 1-ethoxyethyl)purine, 6-(4-hydroxy-6-methylanilino)-9-(tetrahydropyran-2-yl, tetrahydrofuran-2-yl, 4-chlorobutyl, 1-ethoxyethyl)purine, 6-(3-carboxy-4-hydroxyanilino)-9-(tetrahydropyran-2-yl, tetrahydrofuran-2-yl, 4-chlorobutyl, 1-ethoxyethyl)purine, 6-(4-hydroxy-2-methoxyanilino)-9-(tetrahydropyran-2-yl, tetrahydrofuran-2-yl, 4-chlorobutyl, 1-ethoxyethyl)purine, 6-(4-hydroxy-3-methoxyanilino)-9-(tetrahydropyran-2-yl, tetrahydrofuran-2-yl, 4-chlorobutyl, 1-ethoxyethyl)purine and their pharmaceutically acceptable salts.

12. The method of claim 11, wherein the one or more 6,9-disubstituted purine derivatives are selected from the group consisting of 6-(4-hydroxybenzylamino)-9-(tetrahydropyran-2-yl, tetrahydrofuran-2-yl, 4-chlorobutyl, 1-ethoxyethyl)purine, 6-(4-hydroxy-3-methoxybenzylamino)-9-(tetrahydropyran-2-yl, tetrahydrofuran-2-yl, 4-chlorobutyl, 1-ethoxyethyl)purine, 6-(E)-(4-hydroxy-3-methylbut-2-en-1-ylamino)-9-(tetrahydropyran-2-yl, tetrahydrofuran-2-yl, 4-chlorobutyl, 1-ethoxyethyl)purine, 6-(E)-(1'-methyl-4-hydroxy-3-methylbut-2-en-1-ylamino)-9-(tetrahydropyran-2-yl, tetrahydrofuran-2-yl, 4-chlorobutyl, 1-ethoxyethyl)purine, 6-(4-hydroxy-3-methylbutylamino)-9-(tetrahydropyran-2-yl, tetrahydrofuran-2-yl, 4-chlorobutyl, 1-ethoxyethyl)purine, 6-(1'-methyl-4-hydroxy-3-methylbutylamino)-9-(tetrahydropyran-2-yl, tetrahydrofuran-2-yl, 4-chlorobutyl, 1-ethoxyethyl)purine,

6-(4-hydroxy-3-methylanilino)-9-(tetrahydropyran-2-yl, tetrahydrofuran-2-yl, 4-chlorobutyl, 1-ethoxyethyl)purine, 6-(4-hydroxy-3-methoxyanilino)-9-(tetrahydropyran-2-yl, tetrahydrofuran-2-yl, 4-chlorobutyl, 1-ethoxyethyl)purine, and their pharmaceutically acceptable salts.

13. A method for treating immunological responses resulting from, or associated with, inflammation on mammalian skin, said method comprising applying an effective amount of one or more 6,9-disubstituted derivatives to the mammalian skin, wherein the one or more 6,9-disubstituted purine derivatives are of the general formula 1



1

and their pharmaceutically acceptable salts,

wherein R6 is an alkyl, alkenyl, alkynyl, cycloalkyl, aryl, heterocycle, heterocycloalkyl, heteroalkyl, or arylalkyl group containing at least one hydroxyl substitution thereon, and

wherein R9 is a tetrahydropyran-2-yl, tetrahydrofuran-2-yl, 4-chlorobutyl, or 1-ethoxyethyl group;

wherein alkyl denotes a branched or unbranched alkyl chain containing 1 to 8 carbon atoms, which is optionally substituted independently with 1 to 7 substituents selected from the group consisting of hydroxyl, halogen, alkyloxy, aryloxy, alkylamino, arylamino, amino, mercapto, carboxyl, cyano, nitro, carbamoyl, sulpho, sulphamido, acylamino, acyloxy, alkylthio, arylthio, cycloalkyl, alkyloxycarbonylamino, aryloxycarbonylamino, aryl, heterocycle, and heteroaryl;

wherein alkenyl denotes a branched or unbranched alkenyl chain containing 2 to 7 carbon atoms with at least one double bond therein, which is optionally substituted independently with 1 to 6 substituents selected from the group containing halogen,

hydroxyl, alkyloxy, aryloxy, amino, alkylamino, arylamino, mercapto, carboxyl, cyano, nitro, carbamoyl, sulpho, sulphamido, acyl, acylamino, acyloxy, alkylthio, arylthio, cycloalkyl, aryloxycarbonylamino and alkyloxycarbonylamino group,

wherein alkynyl denotes a branched or unbranched alkynyl chain containing 2 to 7 carbon atoms with at least one triple bond therein, which is optionally substituted independently with 1 to 6 substituents selected from the group consisting of halogen, hydroxyl, alkyloxy, aryloxy, amino, alkylamino, arylamino, mercapto, carboxyl, cyano, nitro, carbamoyl, sulpho, sulphamido, acyl, acylamino, acyloxy, alkylthio, arylthio, cycloalkyl, alkyloxycarbonylamino, and aryloxycarbonylamino group;

wherein cycloalkyl denotes a monocyclic or polycyclic alkyl group containing 3 to 15 carbon atoms, which is optionally substituted independently with 1 to 7 substituents selected from the group consisting of halogen, hydroxyl, alkyloxy, aryloxy, amino, alkylamino, arylamino, mercapto, carboxyl, cyano, nitro, carbamoyl, sulpho, sulphamido, acyl, acylamino, acyloxy, alkylthio, arylthio, aryloxycarbonylamino, and alkyloxycarbonylamino group;

wherein aryl denotes an aromatic carbocyclic group containing 6 to 18 carbon atoms with at least one aromatic ring or a multiple condensed ring with at least one aromatic ring, which is substituted independently with 1 to 7 substituents selected from the group consisting of halogen, hydroxyl, alkyloxy, aryloxy, amino, alkylamino, arylamino, mercapto, carboxyl, cyano, nitro, carbamoyl, sulpho, sulphamido, acyl, acylamino, acyloxy, alkylthio, arylthio, cycloalkyl, aryloxycarbonylamino and alkyloxycarbonylamino group;

wherein heterocycle denotes a heterocyclic group containing 4 to 9 carbon atoms and at least one heteroatom selected from the group consisting of oxygen atom, sulphur atom, and nitrogen atom, which is optionally substituted independently with 1 to 7 substituents selected from the group consisting of alkyl, halogen, hydroxyl, alkyloxy, aryloxy, amino, alkylamino, arylamino, mercapto, carboxyl, cyano, nitro, carbamoyl, sulpho, sulphamido, acyl, acylamino, acyloxy, alkylthio, arylthio, cycloalkyl, aryloxycarbonylamino, and alkyloxycarbonylamino group;

wherein heteroaryl denotes a heterocycle in which at least one heterocyclic ring is aromatic, which is optionally substituted independently with 1 to 7 substituents selected from the group consisting of alkyl, halogen, hydroxyl, alkyloxy, aryloxy, amino, alkylamino, arylamino, mercapto, carboxyl, cyano, nitro, carbamoyl, sulpho, sulphamido, acyl, acylamino, acyloxy, alkylthio, arylthio, cycloalkyl, aryloxycarbonylamino, and alkyloxycarbonylamino group;

wherein heterocycloalkyl denotes a $-R_a$ -Het group where Het is a heterocycle group and R_a is an alkyl group, which is optionally substituted independently with 1 to 7 substituents selected from the group consisting of alkyl, halogen, hydroxyl, alkyloxy, aryloxy, amino, alkylamino, arylamino, mercapto, carboxyl, cyano, nitro, carbamoyl, sulpho, sulphamido, acyl, acylamino, acyloxy, alkylthio, arylthio, cycloalkyl, aryloxycarbonylamino, and alkyloxycarbonylamino group;

wherein heteroarylalkyl denotes a $-R_a$ -HetAr group where HetAr is an heteroaryl group and R_a is as defined above;

wherein arylalkyl denotes a $-R_b$ -Ar group where Ar is aryl group and R_b is a branched or unbranched alkyl chain containing 1 to 6 carbon atoms, which is optionally substituted independently with 1 to 5 substituents selected from the group consisting of alkyl, halogen, hydroxyl, alkyloxy, aryloxy, amino, alkylamino, arylamino, mercapto, carboxyl, cyano, nitro, carbamoyl, sulpho, sulphamido, acyl, acylamino, acyloxy, alkylthio, arylthio, cycloalkyl, aryloxycarbonylamino and alkyloxycarbonylamino group;

wherein halogen denotes a fluorine, bromine, chlorine, or iodine atom,

wherein hydroxy denotes an -OH group,

wherein mercapto denotes a -SH group,

wherein amino denotes a $-NH_2$ group,

wherein carbamoyl denotes a $-CONH_2$ group,

wherein cyano denotes a -CN group,

wherein carboxyl denotes a -COOH group,

wherein nitro denotes a $-NO_2$ group,

wherein sulpho denotes a $-SO_3R_c$ group where R_c is hydrogen or alkyl,
 wherein sulphamido denotes the $SO_2NR_cR_{c'}$ group where R_c and $R_{c'}$ are independently hydrogen or alkyl,
 wherein acyl denotes a $-C(O)R_d$ group, wherein R_d is alkyl, aryl, arylalkyl or cycloalkyl,
 wherein acyloxy denotes a $-O-C(O)R_e$ group where R_e is alkyl, aryl, or heterocycle,
 wherein acylamino denotes a $-NHCOR_f$ group, wherein R_f is alkyl, heterocycle, or aryl,
 wherein alkyloxycarbonylamino denotes a $-NHCOOR_g$ group where R_g is alkyl or cycloalkyl,
 wherein aryloxycarbonylamino denotes a $-NHCOOR_h$ group where R_h is aryl,
 wherein alkyloxy denotes a $-OR_{h'}$ where $R_{h'}$ is alkyl, cycloalkyl, or arylalkyl,
 wherein aryloxy denotes a $-OR_{g'}$ group where $R_{g'}$ is aryl,
 wherein alkylamino denotes a $-NR_iR_j$ group where R_i is hydrogen, alkyl, or heterocycle and R_j is alkyl or heterocycle,
 wherein arylamino denotes a $-NR_kR_h$ group where R_k is hydrogen or aryl and R_h is alkyl, aryl, or heterocycle,
 wherein alkylthio denotes a $-SR_{h'}$ group where $R_{h'}$ is as defined above, and
 wherein arylthio denotes a $-SR_{g'}$ group where $R_{g'}$ is as defined above.

14. The method of claim 13, wherein the one or more 6,9-disubstituted purine derivatives are selected from the group consisting of
 6-(2-hydroxycyclopropylamino)-9-(tetrahydropyran-2-yl, tetrahydrofuran-2-yl, 4-chlorobutyl, 1-ethoxyethyl)purine, 6-(3-hydroxycyclobutylamino)-9-(tetrahydropyran-2-yl, tetrahydrofuran-2-yl, 4-chlorobutyl, 1-ethoxyethyl)purine,
 6-(4-hydroxycyclohexylamino)-9-(tetrahydropyran-2-yl, tetrahydrofuran-2-yl, 4-chlorobutyl, 1-ethoxyethyl)purine, 6-(2-hydroxy-3-chlorobenzylamino)-9-(tetrahydropyran-2-yl, tetrahydrofuran-2-yl, 4-chlorobutyl, 1-ethoxyethyl)purine,

6-(4-hydroxy-3-chlorobenzylamino)-9-(tetrahydropyran-2-yl, tetrahydrofuran-2-yl, 4-chlorobutyl, 1-ethoxyethyl)purine, 6-(3-hydroxy-4-chlorobenzylamino)-9-(tetrahydropyran-2-yl, tetrahydrofuran-2-yl, 4-chlorobutyl, 1-ethoxyethyl)purine, 6-(2-hydroxy-3-iodobenzylamino)-9-(tetrahydropyran-2-yl, tetrahydrofuran-2-yl, 4-chlorobutyl, 1-ethoxyethyl)purine, 6-(4-hydroxy-5-iodobenzylamino)-9-(tetrahydropyran-2-yl, tetrahydrofuran-2-yl, 4-chlorobutyl, 1-ethoxyethyl)purine, 6-(3-hydroxy-4-iodobenzylamino)-9-(tetrahydropyran-2-yl, tetrahydrofuran-2-yl, 4-chlorobutyl, 1-ethoxyethyl)purine, 6-(2-hydroxy-3-bromobenzylamino)-9-(tetrahydropyran-2-yl, tetrahydrofuran-2-yl, 4-chlorobutyl, 1-ethoxyethyl)purine, 6-(4-hydroxy-3-bromobenzylamino)-9-(tetrahydropyran-2-yl, tetrahydrofuran-2-yl, 4-chlorobutyl, 1-ethoxyethyl)purine, 6-(3-hydroxy-4-bromobenzylamino)-9-(tetrahydropyran-2-yl, tetrahydrofuran-2-yl, 4-chlorobutyl, 1-ethoxyethyl)purine, 6-(2-hydroxy-3-fluorobenzylamino)-9-(tetrahydropyran-2-yl, tetrahydrofuran-2-yl, 4-chlorobutyl, 1-ethoxyethyl)purine, 6-(4-hydroxy-3-fluorobenzylamino)-9-(tetrahydropyran-2-yl, tetrahydrofuran-2-yl, 4-chlorobutyl, 1-ethoxyethyl)purine, 6-(3-hydroxy-4-fluorobenzylamino)-9-(tetrahydropyran-2-yl, tetrahydrofuran-2-yl, 4-chlorobutyl, 1-ethoxyethyl)purine, 6-(2,3-dihydroxy-4-methoxybenzylamino)-9-(tetrahydropyran-2-yl, tetrahydrofuran-2-yl, 4-chlorobutyl, 1-ethoxyethyl)purine, 6-(2,4-dihydroxy-3-methoxybenzylamino)-9-(tetrahydropyran-2-yl, tetrahydrofuran-2-yl, 4-chlorobutyl, 1-ethoxyethyl)purine, 6-(2,5-dihydroxy-4-methoxybenzylamino)-9-(tetrahydropyran-2-yl, tetrahydrofuran-2-yl, 4-chlorobutyl, 1-ethoxyethyl)purine, 6-(3,5-dihydroxy-4-chlorobenzylamino)-9-(tetrahydropyran-2-yl, tetrahydrofuran-2-yl, 4-chlorobutyl, 1-ethoxyethyl)purine, 6-(2-hydroxybenzylamino)-9-(tetrahydropyran-2-yl, tetrahydrofuran-2-yl, 4-chlorobutyl, 1-ethoxyethyl)purine, 6-(3-hydroxybenzylamino)-9-(tetrahydropyran-2-yl, tetrahydrofuran-2-yl, 4-chlorobutyl, 1-ethoxyethyl)purine, 6-(4-hydroxybenzylamino)-9-(tetrahydropyran-2-yl, tetrahydrofuran-2-yl, 4-chlorobutyl, 1-ethoxyethyl)purine, 6-(3-hydroxy-4-methoxybenzylamino)-9-(tetrahydropyran-2-yl, tetrahydrofuran-2-yl,

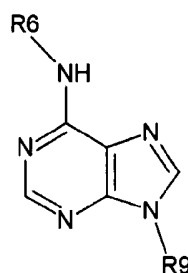
4-chlorobutyl, 1-ethoxyethyl)purine,
6-(3-hydroxy-5-methoxybenzylamino)-9-(tetrahydropyran-2-yl, tetrahydrofuran-2-yl,
4-chlorobutyl, 1-ethoxyethyl)purine,
6-(2-hydroxy-3-methoxybenzylamino)-9-(tetrahydropyran-2-yl, tetrahydrofuran-2-yl,
4-chlorobutyl, 1-ethoxyethyl) purine,
6-(4-hydroxy-3-methoxybenzylamino)-9-(tetrahydropyran-2-yl, tetrahydrofuran-2-yl,
4-chlorobutyl, 1-ethoxyethyl)purine,
6-(2-hydroxy-4-methoxybenzylamino)-9-(tetrahydropyran-2-yl, tetrahydrofuran-2-yl,
4-chlorobutyl, 1-ethoxyethyl)purine,
6-(4-hydroxy-2-methoxybenzylamino)-9-(tetrahydropyran-2-yl, tetrahydrofuran-2-yl,
4-chlorobutyl, 1-ethoxyethyl)purine,
6-(3,5-dimethyl-4-hydroxybenzylamino)-9-(tetrahydropyran-2-yl, tetrahydrofuran-2-yl,
4-chlorobutyl, 1-ethoxyethyl)purine,
6-(3,5-dibromo-4-hydroxybenzylamino)-9-(tetrahydropyran-2-yl, tetrahydrofuran-2-yl,
4-chlorobutyl, 1-ethoxyethyl)purine,
6-(3-hydroxymethyl-3-methylallyl)amino)-9-(tetrahydropyran-2-yl, tetrahydrofuran-2-yl,
4-chlorobutyl, 1-ethoxyethyl)purine,
6-(Z)-(4-hydroxy-3-methylbut-2-en-1-ylamino)-9-(tetrahydropyran-2-yl, tetrahydrofuran-2-yl,
4-chlorobutyl, 1-ethoxyethyl)purine,
6-(E)-(4-hydroxy-3-methylbut-2-en-1-ylamino)-9-(tetrahydropyran-2-yl, tetrahydrofuran-2-yl,
4-chlorobutyl, 1-ethoxyethyl)purine,
6-(Z)-(1'-methyl-4-hydroxy-3-methylbut-2-en-1-ylamino)-9-(tetrahydropyran-2-yl,
tetrahydrofuran-2-yl, 4-chlorobutyl, 1-ethoxyethyl)purine,
6-(E)-(1'-methyl-4-hydroxy-3-methylbut-2-en-1-ylamino)-9-(tetrahydropyran-2-yl,
tetrahydrofuran-2-yl, 4-chlorobutyl, 1-ethoxyethyl)purine,
6-(4-hydroxy-3-methylbutylamino)-9-(tetrahydropyran-2-yl, tetrahydrofuran-2-yl, 4-chlorobutyl,
1-ethoxyethyl)purine, 6-(1'-methyl-4-hydroxy-3-methylbutylamino)-9-(tetrahydropyran-2-yl,
tetrahydrofuran-2-yl, 4-chlorebutyl, 1-ethoxyethyl)purine,
6-(2-hydroxy-3-pyridylamino)-9-(tetrahydropyran-2-yl, tetrahydrofuran-2-yl, 4-chlorobutyl,

1-ethoxyethyl)purine, 6-(3-hydroxy-4-pyridylamino)-9-(tetrahydropyran-2-yl, tetrahydrofuran-2-yl, 4-chlorobutyl, 1-ethoxyethyl)purine, 6-(2-hydroxy-4-morpholinylamino)-9-(tetrahydropyran-2-yl, tetrahydrofuran-2-yl, 4-chlorobutyl, 1-ethoxyethyl)purine, 6-(3-hydroxy-1-pyrrolidinylamino)-9-(tetrahydropyran-2-yl, tetrahydrofuran-2-yl, 4-chlorobutyl, 1-ethoxyethyl)purine, 6-(4-hydroxy-2-methylanilino)-9-(tetrahydropyran-2-yl, tetrahydrofuran-2-yl, 4-chlorobutyl, 1-ethoxyethyl)purine, 6-(4-hydroxy-3-methylanilino)-9-(tetrahydropyran-2-yl, tetrahydrofuran-2-yl, 4-chlorobutyl, 1-ethoxyethyl)purine, 6-(4-hydroxy-6-methylanilino)-9-(tetrahydropyran-2-yl, tetrahydrofuran-2-yl, 4-chlorobutyl, 1-ethoxyethyl)purine, 6-(3-carboxy-4-hydroxyanilino)-9-(tetrahydropyran-2-yl, tetrahydrofuran-2-yl, 4-chlorobutyl, 1-ethoxyethyl)purine, 6-(4-hydroxy-2-methoxyanilino)-9-(tetrahydropyran-2-yl, tetrahydrofuran-2-yl, 4-chlorobutyl, 1-ethoxyethyl)purine, 6-(4-hydroxy-3-methoxyanilino)-9-(tetrahydropyran-2-yl, tetrahydrofuran-2-yl, 4-chlorobutyl, 1-ethoxyethyl)purine and their pharmaceutically acceptable salts.

15. The method of claim 15 wherein the one or more 6,9-disubstituted purine derivatives are selected from the group consisting of 6-(4-hydroxybenzylamino)-9-(tetrahydropyran-2-yl, tetrahydrofuran-2-yl, 4-chlorobutyl, 1-ethoxyethyl)purine, 6-(4-hydroxy-3-methoxybenzylamino)-9-(tetrahydropyran-2-yl, tetrahydrofuran-2-yl, 4-chlorobutyl, 1-ethoxyethyl)purine, 6-(E)-(4-hydroxy-3-methylbut-2-en-1-ylamino)-9-(tetrahydropyran-2-yl, tetrahydrofuran-2-yl, 4-chlorobutyl, 1-ethoxyethyl)purine, 6-(E)-(1'-methyl-4-hydroxy-3-methylbut-2-en-1-ylamino)-9-(tetrahydropyran-2-yl, tetrahydrofuran-2-yl, 4-chlorobutyl, 1-ethoxyethyl)purine, 6-(4-hydroxy-3-methylbutylamino)-9-(tetrahydropyran-2-yl, tetrahydrofuran-2-yl, 4-chlorobutyl, 1-ethoxyethyl)purine, 6-(1'-methyl-4-hydroxy-3-methylbutylamino)-9-(tetrahydropyran-2-yl, tetrahydrofuran-2-yl, 4-chlorobutyl, 1-ethoxyethyl)purine, 6-(4-hydroxy-3-methylanilino)-9-(tetrahydropyran-2-yl, tetrahydrofuran-2-yl, 4-chlorobutyl,

1-ethoxyethyl)purine, 6-(4-hydroxy-3-methoxyanilino)-9-(tetrahydropyran-2-yl, tetrahydrofuran-2-yl, 4-chlorobutyl, 1-ethoxyethyl)purine, and their pharmaceutically acceptable salts.

16. A method for ameliorating adverse effects of aging in mammalian cells, said method comprising applying an effective amount of one or more 6,9-disubstituted purine derivatives to the mammalian cells, wherein the one or more 6,9-disubstituted purine derivatives in are of the general formula 1



1

and their pharmaceutically acceptable salts,

wherein R6 is an alkyl, alkenyl, alkynyl, cycloalkyl, aryl, heterocycle, heterocycloalkyl, heteroalkyl, or arylalkyl group containing at least one hydroxyl substitution thereon, and

wherein R9 is a tetrahydropyran-2-yl, tetrahydrofuran-2-yl, 4-chlorobutyl, or 1-ethoxyethyl group;

wherein alkyl denotes a branched or unbranched alkyl chain containing 1 to 8 carbon atoms, which is optionally substituted independently with 1 to 7 substituents selected from the group consisting of hydroxyl, halogen, alkyloxy, aryloxy, alkylamino, arylamino, amino, mercapto, carboxyl, cyano, nitro, carbamoyl, sulpho, sulphamido, acylamino, acyloxy, alkylthio, arylthio, cycloalkyl, alkyloxycarbonylamino, aryloxycarbonylamino, aryl, heterocycle, and heteroaryl;

wherein alkenyl denotes a branched or unbranched alkenyl chain containing 2 to 7 carbon atoms with at least one double bond therein, which is optionally substituted independently with 1 to 6 substituents selected from the group containing halogen, hydroxyl, alkyloxy, aryloxy, amino, alkylamino, arylamino, mercapto, carboxyl, cyano,

nitro, carbamoyl, sulpho, sulphamido, acyl, acylamino, acyloxy, alkylthio, arylthio, cycloalkyl, aryloxy, carbonylamino and alkyloxy, carbonylamino group,

wherein alkynyl denotes a branched or unbranched alkynyl chain containing 2 to 7 carbon atoms with at least one triple bond therein, which is optionally substituted independently with 1 to 6 substituents selected from the group consisting of halogen, hydroxyl, alkyloxy, aryloxy, amino, alkylamino, arylamino, mercapto, carboxyl, cyano, nitro, carbamoyl, sulpho, sulphamido, acyl, acylamino, acyloxy, alkylthio, arylthio, cycloalkyl, alkyloxy, carbonylamino, and aryloxy, carbonylamino group;

wherein cycloalkyl denotes a monocyclic or polycyclic alkyl group containing 3 to 15 carbon atoms, which is optionally substituted independently with 1 to 7 substituents selected from the group consisting of halogen, hydroxyl, alkyloxy, aryloxy, amino, alkylamino, arylamino, mercapto, carboxyl, cyano, nitro, carbamoyl, sulpho, sulphamido, acyl, acylamino, acyloxy, alkylthio, arylthio, aryloxy, carbonylamino, and alkyloxy, carbonylamino group;

wherein aryl denotes an aromatic carbocyclic group containing 6 to 18 carbon atoms with at least one aromatic ring or a multiple condensed ring with at least one aromatic ring, which is substituted independently with 1 to 7 substituents selected from the group consisting of halogen, hydroxyl, alkyloxy, aryloxy, amino, alkylamino, arylamino, mercapto, carboxyl, cyano, nitro, carbamoyl, sulpho, sulphamido, acyl, acylamino, acyloxy, alkylthio, arylthio, cycloalkyl, aryloxy, carbonylamino and alkyloxy, carbonylamino group;

wherein heterocycle denotes a heterocyclic group containing 4 to 9 carbon atoms and at least one heteroatom selected from the group consisting of oxygen atom, sulphur atom, and nitrogen atom, which is optionally substituted independently with 1 to 7 substituents selected from the group consisting of alkyl, halogen, hydroxyl, alkyloxy, aryloxy, amino, alkylamino, arylamino, mercapto, carboxyl, cyano, nitro, carbamoyl, sulpho, sulphamido, acyl, acylamino, acyloxy, alkylthio, arylthio, cycloalkyl, aryloxy, carbonylamino, and alkyloxy, carbonylamino group;

wherein heteroaryl denotes a heterocycle in which at least one heterocyclic ring is aromatic, which is optionally substituted independently with 1 to 7 substituents selected from the group consisting of alkyl, halogen, hydroxyl, alkyloxy, aryloxy, amino, alkylamino, arylamino, mercapto, carboxyl, cyano, nitro, carbamoyl, sulpho, sulphamido, acyl, acylamino, acyloxy, alkylthio, arylthio, cycloalkyl, aryloxycarbonylamino, and alkyloxycarbonylamino group;

wherein heterocycloalkyl denotes a $-R_a$ -Het group where Het is a heterocycle group and R_a is an alkyl group, which is optionally substituted independently with 1 to 7 substituents selected from the group consisting of alkyl, halogen, hydroxyl, alkyloxy, aryloxy, amino, alkylamino, arylamino, mercapto, carboxyl, cyano, nitro, carbamoyl, sulpho, sulphamido, acyl, acylamino, acyloxy, alkylthio, arylthio, cycloalkyl, aryloxycarbonylamino, and alkyloxycarbonylamino group;

wherein heteroarylalkyl denotes a $-R_a$ -HetAr group where HetAr is an heteroaryl group and R_a is as defined above;

wherein arylalkyl denotes a $-R_b$ -Ar group where Ar is aryl group and R_b is a branched or unbranched alkyl chain containing 1 to 6 carbon atoms, which is optionally substituted independently with 1 to 5 substituents selected from the group consisting of alkyl, halogen, hydroxyl, alkyloxy, aryloxy, amino, alkylamino, arylamino, mercapto, carboxyl, cyano, nitro, carbamoyl, sulpho, sulphamido, acyl, acylamino, acyloxy, alkylthio, arylthio, cycloalkyl, aryloxycarbonylamino and alkyloxycarbonylamino group;

wherein halogen denotes a fluorine, bromine, chlorine, or iodine atom,

wherein hydroxy denotes an -OH group,

wherein mercapto denotes a -SH group,

wherein amino denotes a $-NH_2$ group,

wherein carbamoyl denotes a $-CONH_2$ group,

wherein cyano denotes a -CN group,

wherein carboxyl denotes a -COOH group,

wherein nitro denotes a $-NO_2$ group,

wherein sulpho denotes a $-SO_3R_c$ group where R_c is hydrogen or alkyl,
 wherein sulphamido denotes the $SO_2NR_cR_{c'}$ group where R_c and $R_{c'}$ are independently hydrogen or alkyl,
 wherein acyl denotes a $-C(O)R_d$ group, wherein R_d is alkyl, aryl, arylalkyl or cycloalkyl,
 wherein acyloxy denotes a $-O-C(O)R_e$ group where R_e is alkyl, aryl, or heterocycle,
 wherein acylamino denotes a $-NHCOR_f$ group, wherein R_f is alkyl, heterocycle, or aryl,
 wherein alkyloxycarbonylamino denotes a $-NHCOOR_g$ group where R_g is alkyl or cycloalkyl,
 wherein aryloxycarbonylamino denotes a $-NHCOOR_h$ group where R_h is aryl,
 wherein alkyloxy denotes a $-OR_{h'}$ where $R_{h'}$ is alkyl, cycloalkyl, or arylalkyl,
 wherein aryloxy denotes a $-OR_g$ group where R_g is aryl,
 wherein alkylamino denotes a $-NR_iR_j$ group where R_i is hydrogen, alkyl, or heterocycle and R_j is alkyl or heterocycle,
 wherein arylamino denotes a $-NR_kR_h$ group where R_k is hydrogen or aryl and R_h is alkyl, aryl, or heterocycle,
 wherein alkylthio denotes a $-SR_{h'}$ group where $R_{h'}$ is as defined above, and
 wherein arylthio denotes a $-SR_g$ group where R_g is as defined above.

17. The method of claim 16, wherein the one or more 6,9-disubstituted purine derivatives are selected from the group consisting of
 6-(2-hydroxycyclopropylamino)-9-(tetrahydropyran-2-yl, tetrahydrofuran-2-yl, 4-chlorobutyl, 1-ethoxyethyl)purine, 6-(3-hydroxycyclobutylamino)-9-(tetrahydropyran-2-yl, tetrahydrofuran-2-yl, 4-chlorobutyl, 1-ethoxyethyl)purine,
 6-(4-hydroxycyclohexylamino)-9-(tetrahydropyran-2-yl, tetrahydrofuran-2-yl, 4-chlorobutyl, 1-ethoxyethyl)purine, 6-(2-hydroxy-3-chlorobenzylamino)-9-(tetrahydropyran-2-yl, tetrahydrofuran-2-yl, 4-chlorobutyl, 1-ethoxyethyl)purine,

6-(4-hydroxy-3-chlorobenzylamino)-9-(tetrahydropyran-2-yl, tetrahydrofuran-2-yl, 4-chlorobutyl, 1-ethoxyethyl)purine, 6-(3-hydroxy-4-chlorobenzylamino)-9-(tetrahydropyran-2-yl, tetrahydrofuran-2-yl, 4-chlorobutyl, 1-ethoxyethyl)purine,

6-(2-hydroxy-3-iodobenzylamino)-9-(tetrahydropyran-2-yl, tetrahydrofuran-2-yl, 4-chlorobutyl, 1-ethoxyethyl)purine, 6-(4-hydroxy-5-iodobenzylamino)-9-(tetrahydropyran-2-yl, tetrahydrofuran-2-yl, 4-chlorobutyl, 1-ethoxyethyl)purine,

6-(3-hydroxy-4-iodobenzylamino)-9-(tetrahydropyran-2-yl, tetrahydrofuran-2-yl, 4-chlorobutyl, 1-ethoxyethyl)purine, 6-(2-hydroxy-3-bromobenzylamino)-9-(tetrahydropyran-2-yl, tetrahydrofuran-2-yl, 4-chlorobutyl, 1-ethoxyethyl)purine,

6-(4-hydroxy-3-bromobenzylamino)-9-(tetrahydropyran-2-yl, tetrahydrofuran-2-yl, 4-chlorobutyl, 1-ethoxyethyl)purine, 6-(3-hydroxy-4-bromobenzylamino)-9-(tetrahydropyran-2-yl, tetrahydrofuran-2-yl, 4-chlorobutyl, 1-ethoxyethyl)purine,

6-(2-hydroxy-3-fluorobenzylamino)-9-(tetrahydropyran-2-yl, tetrahydrofuran-2-yl, 4-chlorobutyl, 1-ethoxyethyl)purine, 6-(4-hydroxy-3-fluorobenzylamino)-9-(tetrahydropyran-2-yl, tetrahydrofuran-2-yl, 4-chlorobutyl, 1-ethoxyethyl)purine,

6-(3-hydroxy-4-fluorobenzylamino)-9-(tetrahydropyran-2-yl, tetrahydrofuran-2-yl, 4-chlorobutyl, 1-ethoxyethyl)purine, 6-(2,3-dihydroxy-4-methoxybenzylamino)-9-(tetrahydropyran-2-yl, tetrahydrofuran-2-yl, 4-chlorobutyl, 1-ethoxyethyl)purine,

6-(2,4-dihydroxy-3-methoxybenzylamino)-9-(tetrahydropyran-2-yl, tetrahydrofuran-2-yl, 4-chlorobutyl, 1-ethoxyethyl)purine,

6-(2,5-dihydroxy-4-methoxybenzylamino)-9-(tetrahydropyran-2-yl, tetrahydrofuran-2-yl, 4-chlorobutyl, 1-ethoxyethyl)purine,

6-(3,5-dihydroxy-4-chlorobenzylamino)-9-(tetrahydropyran-2-yl, tetrahydrofuran-2-yl, 4-chlorobutyl, 1-ethoxyethyl)purine, 6-(2-hydroxybenzylamino)-9-(tetrahydropyran-2-yl, tetrahydrofuran-2-yl, 4-chlorobutyl, 1-ethoxyethyl)purine,

6-(3-hydroxybenzylamino)-9-(tetrahydropyran-2-yl, tetrahydrofuran-2-yl, 4-chlorobutyl, 1-ethoxyethyl)purine, 6-(4-hydroxybenzylamino)-9-(tetrahydropyran-2-yl, tetrahydrofuran-2-yl, 4-chlorobutyl, 1-ethoxyethyl)purine,

6-(3-hydroxy-4-methoxybenzylamino)-9-(tetrahydropyran-2-yl, tetrahydrofuran-2-yl,

4-chlorobutyl, 1-ethoxyethyl)purine,
6-(3-hydroxy-5-methoxybenzylamino)-9-(tetrahydropyran-2-yl, tetrahydrofuran-2-yl,
4-chlorobutyl, 1-ethoxyethyl)purine,
6-(2-hydroxy-3-methoxybenzylamino)-9-(tetrahydropyran-2-yl, tetrahydrofuran-2-yl,
4-chlorobutyl, 1-ethoxyethyl) purine,
6-(4-hydroxy-3-methoxybenzylamino)-9-(tetrahydropyran-2-yl, tetrahydrofuran-2-yl,
4-chlorobutyl, 1-ethoxyethyl)purine,
6-(2-hydroxy-4-methoxybenzylamino)-9-(tetrahydropyran-2-yl, tetrahydrofuran-2-yl,
4-chlorobutyl, 1-ethoxyethyl)purine,
6-(4-hydroxy-2-methoxybenzylamino)-9-(tetrahydropyran-2-yl, tetrahydrofuran-2-yl,
4-chlorobutyl, 1-ethoxyethyl)purine,
6-(3,5-dimethyl-4-hydroxybenzylamino)-9-(tetrahydropyran-2-yl, tetrahydrofuran-2-yl,
4-chlorobutyl, 1-ethoxyethyl)purine,
6-(3,5-dibromo-4-hydroxybenzylamino)-9-(tetrahydropyran-2-yl, tetrahydrofuran-2-yl,
4-chlorobutyl, 1-ethoxyethyl)purine,
6-(3-hydroxymethyl-3-methylallyl)amino)-9-(tetrahydropyran-2-yl, tetrahydrofuran-2-yl,
4-chlorobutyl, 1-ethoxyethyl)purine,
6-(Z)-(4-hydroxy-3-methylbut-2-en-1-ylamino)-9-(tetrahydropyran-2-yl, tetrahydrofuran-2-yl,
4-chlorobutyl, 1-ethoxyethyl)purine,
6-(E)-(4-hydroxy-3-methylbut-2-en-1-ylamino)-9-(tetrahydropyran-2-yl, tetrahydrofuran-2-yl,
4-chlorobutyl, 1-ethoxyethyl)purine,
6-(Z)-(1'-methyl-4-hydroxy-3-methylbut-2-en-1-ylamino)-9-(tetrahydropyran-2-yl,
tetrahydrofuran-2-yl, 4-chlorobutyl, 1-ethoxyethyl)purine,
6-(E)-(1'-methyl-4-hydroxy-3-methylbut-2-en-1-ylamino)-9-(tetrahydropyran-2-yl,
tetrahydrofuran-2-yl, 4-chlorobutyl, 1-ethoxyethyl)purine,
6-(4-hydroxy-3-methylbutylamino)-9-(tetrahydropyran-2-yl, tetrahydrofuran-2-yl, 4-chlorobutyl,
1-ethoxyethyl)purine, 6-(1'-methyl-4-hydroxy-3-methylbutylamino)-9-(tetrahydropyran-2-yl,
tetrahydrofuran-2-yl, 4-chlorebutyl, 1-ethoxyethyl)purine,
6-(2-hydroxy-3-pyridylamino)-9-(tetrahydropyran-2-yl, tetrahydrofuran-2-yl, 4-chlorobutyl,

1-ethoxyethyl)purine, 6-(3-hydroxy-4-pyridylamino)-9-(tetrahydropyran-2-yl, tetrahydrofuran-2-yl, 4-chlorobutyl, 1-ethoxyethyl)purine, 6-(2-hydroxy-4-morfolinylamino)-9-(tetrahydropyran-2-yl, tetrahydrofuran-2-yl, 4-chlorobutyl, 1-ethoxyethyl)purine, 6-(3-hydroxy-1-pyrrolidinylamino)-9-(tetrahydropyran-2-yl, tetrahydrofuran-2-yl, 4-chlorobutyl, 1-ethoxyethyl)purine, 6-(4-hydroxy-2-methylanilino)-9-(tetrahydropyran-2-yl, tetrahydrofuran-2-yl, 4-chlorobutyl, 1-ethoxyethyl)purine, 6-(4-hydroxy-3-methylanilino)-9-(tetrahydropyran-2-yl, tetrahydrofuran-2-yl, 4-chlorobutyl, 1-ethoxyethyl)purine, 6-(4-hydroxy-6-methylanilino)-9-(tetrahydropyran-2-yl, tetrahydrofuran-2-yl, 4-chlorobutyl, 1-ethoxyethyl)purine, 6-(3-carboxy-4-hydroxyanilino)-9-(tetrahydropyran-2-yl, tetrahydrofuran-2-yl, 4-chlorobutyl, 1-ethoxyethyl)purine, 6-(4-hydroxy-2-methoxyanilino)-9-(tetrahydropyran-2-yl, tetrahydrofuran-2-yl, 4-chlorobutyl, 1-ethoxyethyl)purine, 6-(4-hydroxy-3-methoxyanilino)-9-(tetrahydropyran-2-yl, tetrahydrofuran-2-yl, 4-chlorobutyl, 1-ethoxyethyl)purine and their pharmaceutically acceptable salts.

18. The method of claim 17, wherein the one or more 6,9-disubstituted purine derivatives are selected from the group consisting of 6-(4-hydroxybenzylamino)-9-(tetrahydropyran-2-yl, tetrahydrofuran-2-yl, 4-chlorobutyl, 1-ethoxyethyl)purine, 6-(4-hydroxy-3-methoxybenzylamino)-9-(tetrahydropyran-2-yl, tetrahydrofuran-2-yl, 4-chlorobutyl, 1-ethoxyethyl)purine, 6-(E)-(4-hydroxy-3-methylbut-2-en-1-ylamino)-9-(tetrahydropyran-2-yl, tetrahydrofuran-2-yl, 4-chlorobutyl, 1-ethoxyethyl)purine, 6-(E)-(1'-methyl-4-hydroxy-3-methylbut-2-en-1-ylamino)-9-(tetrahydropyran-2-yl, tetrahydrofuran-2-yl, 4-chlorobutyl, 1-ethoxyethyl)purine, 6-(4-hydroxy-3-methylbutylamino)-9-(tetrahydropyran-2-yl, tetrahydrofuran-2-yl, 4-chlorobutyl, 1-ethoxyethyl)purine, 6-(1'-methyl-4-hydroxy-3-methylbutylamino)-9-(tetrahydropyran-2-yl, tetrahydrofuran-2-yl, 4-chlorobutyl, 1-ethoxyethyl)purine, 6-(4-hydroxy-3-methylanilino)-9-(tetrahydropyran-2-yl, tetrahydrofuran-2-yl, 4-chlorobutyl,

2008345103 20 Dec 2013

1-ethoxyethyl)purine, 6-(4-hydroxy-3-methoxyanilino)-9-(tetrahydropyran-2-yl, tetrahydrofuran-2-yl, 4-chlorobutyl, 1-ethoxyethyl)purine, and their pharmaceutically acceptable salts.

Institute of Experimental Botany, Academy of Sciences of the Czech Republic

Patent Attorneys for the Applicant/Nominated Person

SPRUSON & FERGUSON