

# ULTRACENTRIFUGES

PRECISION-MADE PERFORMANCE.

## A global presence. Focused on individuals.

We may not be a household name. Yet we touch people the world over by developing, manufacturing and marketing discovery systems and products that improve human health.

For over 75 years, we've been building a global reputation in hospitals, labs, and universities, where our life science research instruments are relied upon to perform vital roles day in and day out. Whether helping to solve complex biological problems, investigate the causes of disease, or find potential new cures, Beckman Coulter is focused on innovations that ultimately lead to healthier lives.



[www.centrifugebybeckman.com](http://www.centrifugebybeckman.com)



**BioSafe and BioSafety** are terms intended to describe the enhanced biocontainment features of our products.



**BioCertified** is a term used to describe our products which have been tested and validated to demonstrate containment of microbiological aerosols by an independent, third-party facility (Health Protection Agency, Porton Down, UK or USAMRIID, Ft. Detrick, MD, USA). Improper use or maintenance may affect seal integrity and, thus, containment.



**BioEnhanced** is a term intended to describe our products' enhanced level of biocontainment by design.

All trademarks are the property of their respective owners. Beckman Coulter, the stylized logo, Airfuge, Allegra, Avanti and Quick-Seal are trademarks of Beckman Coulter, Inc. and are registered with the USPTO.

For Beckman Coulter's worldwide office locations and phone numbers, please visit [beckmancoulter.com/contact](http://beckmancoulter.com/contact)  
CENT-1088CAT08.15-A © 2015 Beckman Coulter, Inc. PRINTED IN U.S.A.



Order Online [www.centrifugebybeckman.com](http://www.centrifugebybeckman.com)



**BRILLIANCE**  
*at every turn.*





ULTRA POWERFUL SO QUIET  
SOPHISTICATED MULTILINGUAL  
UNPARALLELED LONGEVITY  
INTELLIGENT ALWAYS SECURE  
SYSTEMATIC EXCELLENCE

# ULTRACENTRIFUGATION

WITHOUT LIMITATION.

Starting with the innovations created by our founder, Arnold O. Beckman Ph.D., Beckman Coulter has lived at the forefront of the technology that continues to help improve life for all of humankind.

Our foray into the world of ultracentrifugation is no different. In fact, we introduced the first commercial ultracentrifuge in 1947. Since then, our elite line of ultracentrifuges has attained incredible levels of speed and sophistication, without sacrificing usability.

Not unlike the rest of our portfolio of products, our ultracentrifugation solutions certainly live up to the Beckman Coulter name—a name in which laboratories around the world continue to have the utmost confidence.



Since the introduction of the first commercial ultracentrifuge in 1947 — the classic Beckman Model L — Beckman Coulter has been at the forefront of centrifuge innovation. Although the physics of this basic separation technique never change, Beckman Coulter continually designs new and innovative rotors and accessories, and develops advanced methods that allow the forces of centrifugation to be applied in new ways.

This centrifuge product selection guide is designed to help you determine the most efficient centrifuge tools for your laboratory.

Each section begins with a brief description of instruments that Beckman Coulter offers within that centrifuge category. Because biocontainment is a major concern in today's laboratories, Beckman Coulter provides a number of options that address this issue. Special BioSafe instruments and accessories are available across our centrifuge product line and are identified with the following icons:



**BioSafe and BioSafety** are terms intended to describe the enhanced biocontainment features of our products.




**BioCertified** is a term used to describe our products which have been tested and validated to demonstrate containment of microbiological aerosols by an independent, third-party facility (Health Protection Agency, Porton Down, UK or USAMRIID, Ft. Detrick, MD, USA). Improper use or maintenance may affect seal integrity and, thus, containment.



**BioEnhanced** is a term intended to describe our products' enhanced level of biocontainment by design.

Rotors with the BioCertified symbol have been tested to demonstrate containment of aerosols under normal operating conditions of the associated Beckman Coulter centrifuge when used and maintained as instructed.



Following the centrifuge descriptions, listings of their rotors are included with information on speed and g-force capability. Also included is information on tubes and bottles that can be used and the adapters they require.

Tubes and bottles are cross-referenced in a separate section which provides details on tube materials, chemical compatibility, tube designs, and tube closure options.

A reference section at the back of the guide includes quick-reference charts on instrument and tube selection, as well as frequently used formulas.

Contact your local Beckman Coulter office

Please visit us at [beckmancoulter.com/contact](http://beckmancoulter.com/contact)

Additional centrifugation resources:

[www.centrifugebybeckman.com](http://www.centrifugebybeckman.com)

## Ultracentrifugation

### Ultracentrifuge Descriptions

Optima X Series Floor Model Preparative .....	1-2
Optima MAX Series Tabletop Preparative.....	1-4
Airfuge Air-Driven Micro-Ultracentrifuge.....	1-6
Instrument Classifications; Speed Reductions; Rotor Designations.....	1-7
k Factors; Centrifugal Forces.....	1-7
Tube Kits; Use of Small Tubes; g-Max System.....	1-7
Quick-Reference Guide to Instrument Classification Rotor Compatibility .....	1-8
Beckman Coulter Floor Model Ultracentrifuge Rotors by Use...	1-9

### Rotors for Floor Model Preparative Ultracentrifuges

Fixed-Angle Rotors .....	1-10
NVT Nevar-Vertical Tube Rotors .....	1-20
Vertical-Tube Rotors.....	1-24
Swinging-Bucket Rotors.....	1-28
Continuous-Flow Rotor.....	1-36
Zonal Rotors.....	1-37

### Rotors for Tabletop Ultracentrifuges

Quick-Reference Guide to Rotor Specifications and Tabletop Ultracentrifuge Compatibility.....	1-40
Fixed-Angle Rotors .....	1-42
NVT Near-Vertical Tube Rotors.....	1-54
Swinging-Bucket Rotors.....	1-57

### Rotors for Airfuge Air-Driven Micro-Ultracentrifuges

Fixed-Angle Rotors .....	1-59
Chylomicron Rotor.....	1-61
Batch Rotor .....	1-61
Electron Microscopy Particle-Counting Rotor .....	1-62

## Tubes and Bottles

Tubes and Bottles for Every Application.....	2-1
--	-----

### Tube Selection Considerations

Compatibility of Tube Material with Solvents and Sample.....	2-2
Gradient Formation and Fractionation.....	2-2
High-Temperature Centrifugation.....	2-2
Tube Sizes.....	2-2
Tube Cleaning, Sterilization, and Reuse.....	2-2
Tube Closures.....	2-3
OptiSeal Tubes.....	2-3
Quick-Seal Tubes.....	2-3
A Quick Reference Chart to Tube Materials and Their Properties.....	2-4
Tubes and Bottles (Listed by Volume).....	2-5
Bottle Assemblies with Three-Piece Caps.....	2-8
Tube Cap Assemblies and Parts.....	2-9

## Tools, Accessories, and Supplies

### Tools and Supplies for Preparative Ultracentrifuge Rotors

Tools for Fixed-Angle Rotors.....	3-2
Tools for Vertical-Tube and NVT Rotors.....	3-4
Tools for Swinging-Bucket Rotors.....	3-4
Tools for Zonal Rotors.....	3-4
Supplies.....	3-5

### Tools and Accessories for Quick-Seal Tubes

Tools for Quick-Seal Tubes .....	3-5
Quick-Seal Tube Racks.....	3-6
Tools for OptiSeal Tubes.....	3-6
Cordless Tube Topper .....	3-7
Tube Slicer—for Preparative Ultracentrifuge Tubes .....	3-8
CentriTube Slicer—for Micro Ultracentrifuge Tubes.....	3-8
Rotor Cleaning Kit.....	3-9
Fraction Recovery System .....	3-10

## Reference

Guide to Centrifuge Selection.....	4-2
<b>How To Choose a Rotor</b>	
The Importance of <i>k</i> Factor.....	4-4
Rotor Material.....	4-4
Swinging-Bucket (SW) Rotors.....	4-4
Fixed-Angle (FA) Rotors.....	4-4
Vertical-Tube (VT) Rotors.....	4-4
NVT Near-Vertical Tube Rotors.....	4-4
Continuous-Flow/Zonal Rotors.....	4-4
Particle Separation in SW, FA, NVT and VT Rotors.....	4-5
Preparative Ultracentrifuge Rotor Recommendations for Key Applications.....	4-6
<b>Gradient Materials</b> .....	<b>4-7</b>
Commonly Used Gradient Materials with Their Solvents.....	4-8
Density, Refractive Index, and Concentration Data—CsCl at 25°C.....	4-9
Density, Refractive Index, and Concentration Data—Sucrose at 20°C.....	4-10
Density Conversion for Cesium and Rubidium Salts at 20°C.....	4-11
Useful Formulas.....	4-12

## Support Services

Field Service Support.....	5-2
Field Rotor Inspection Program.....	5-2
Rotor Safety Seminars.....	5-2
On-Site Rotor Inspection and Maintenance.....	5-2
A Comprehensive Approach to Centrifuge System Care.....	5-2



# Ultracentrifugation

## Ultracentrifuge Descriptions

Optima X Series Floor Model Preparative .....	1-2
Optima MAX Series Tabletop Preparative .....	1-4
Airfuge Air-Driven Micro-Ultracentrifuge .....	1-6
Instrument Classifications; Speed Reductions; Rotor Designations .....	1-7
<i>k</i> Factors; Centrifugal Forces .....	1-7
Tube Kits; Use of Small Tubes; <i>g</i> -Max System .....	1-7
Quick-Reference Guide to Instrument Classification Rotor Compatibility .....	1-8
Beckman Coulter Floor Model Ultracentrifuge Rotors by Use .....	1-9

## Rotors for Floor Model Preparative Ultracentrifuges

Fixed-Angle Rotors .....	1-10
Type 100 Ti .....	1-10
Type 90 Ti .....	1-11
Type 70.1 Ti .....	1-12
Type 70 Ti .....	1-13
Type 50.4 Ti .....	1-14
Type 50.2 Ti .....	1-15
Type 45 Ti .....	1-16
Type 42.2 Ti .....	1-17
Type 25 .....	1-18
Type 19 .....	1-20
NVT Near-Vertical Tube Rotors .....	1-20
NVT 100 .....	1-20
NVT 90 .....	1-21
NVT 65.2 .....	1-22
NVT 65 .....	1-23
Vertical-Tube Rotors .....	1-24
VTi 90 .....	1-24
VTi 65.2 .....	1-25
VTi 65.1 .....	1-26
VTi 50 .....	1-27
Swinging-Bucket Rotors .....	1-28
SW 60 Ti .....	1-28
SW 55 Ti .....	1-29
SW 41 Ti .....	1-30
SW 40 Ti .....	1-31
SW 32.1 Ti .....	1-32
SW 32 Ti .....	1-33
SW 28.1 .....	1-34
SW 28 .....	1-35

Continuous-Flow Rotor	
CF 32 Ti .....	1-36
Zonal Rotors .....	1-37
Ti-15 .....	1-38
Ti-14 .....	1-38
Seal Assembly .....	1-39

## Rotors for Tabletop Ultracentrifuges

Quick-Reference Guide to Rotor Specifications and Tabletop Ultracentrifuges Compatibility .....	1-40
Fixed-Angle Rotors .....	1-42
TLA-120.2 .....	1-42
TLA-120.1 .....	1-43
TLA-110 .....	1-44
TLA-100.3 .....	1-45
TLA-100 .....	1-46
TLA-55 .....	1-47
MLA-150 .....	1-48
MLA-130 .....	1-49
MLA-80 .....	1-50
MLA-55 .....	1-51
MLA-50 .....	1-53
NVT Near-Vertical Tube Rotors .....	1-54
TLN-120 .....	1-54
TLN-100 .....	1-55
MLN-80 .....	1-56
Swinging-Bucket Rotors .....	1-57
TLS-55 .....	1-57
MLS-50 .....	1-58

## Rotors for Airfuge Air-Driven Micro-Ultracentrifuges

Fixed-Angle Rotors .....	1-59
A-110 .....	1-59
A-100/30 .....	1-59
A-100/18 .....	1-60
A-95 .....	1-60
ACR-90 Chylomicron Rotor .....	1-61
Batch Rotor .....	1-61
EM-90 Electron Microscopy Particle-Counting Rotor .....	1-62

# Ultracentrifugation

1

## Optima X Series Floor Model Preparative Ultracentrifuges



Experience the visibility and control of our intelligent user interface that makes the Optima X Series a breeze to operate. Our entry-level model, the XE delivers all of the features required to quickly set up and complete a run. Our premium model, the XPN, boasts networking capability and a variety of customizable security and tracking features, ensuring chain of custody and compliance. Both models feature multi-layered BioSafety features in order to maintain a safe working environment. And, as you have come to expect, all instruments are designed as a total system with our innovative rotors and labware.

### Large touch-screen display

Easy to read and navigate. Viewable from across the lab. Intuitive graphical interface with on-screen help. Multilingual software for error-free operation.

### Remote monitoring and control (XPN only)

Saves time. Start, stop, and monitor from computer or smart phone. Receive diagnostic alerts via e-mail.

### Energy efficient

Maintains runs during power fluctuations. Regenerative braking returns energy to local circuit. Highly efficient thermoelectric cooling results in lower power consumption.

### Powerful on-board simulation and calculation tools (XPN only)


Saves time and samples. Proprietary software optimizes protocols before running to ensure maximum efficiency. Quickly perform common calculations and conversions.

### Security and tracking features (XPN only)






Manage rotor life by serial number. Track detailed usage history. Password protection and electronic signatures help you maintain chain of custody and compliance.

### Quiet-drive technology

Designed for lowest drive noise – this is the quietest floor model on the market. Operates at less than 51 dBA.



### Part Numbers\*

Model	Instrument	BioSafe Package**
Optima XPN-100	A99846	B10053 
Optima XPN-90	A99842	B10052 
Optima XPN-80	A99839	B10051 
Optima XE-100	A99836	B10050 
Optima XE-90	A99833	B10049 

\* Availability varies by geography. Contact your local sales representative to determine the correct part number for ordering.

\*\* BioSafe Package includes centrifuge and HEPA filter kit.

# Ultracentrifugation

1

## Features

	XE	XPN
Giant LCD touchscreen display	■	■
Intuitive, multilingual interface	■	■
Improved power tolerance	■	■
Compatible with existing Beckman Coulter rotors	■	■
Step-by-step zonal/CF operation screens	■	■
Rotor tracking by serial number		■
User defined programs		■
Remote monitoring and control		■
Password protection and three user access levels		■
Exportable run logs and electronic signatures		■
eXPert simulation software		■
Speed/temperature vs. time plot		■

Specifications	Optima XE	Optima XPN
Maximum speed (rpm)	100,000 90,000	100,000 90,000 80,000
Maximum RCF (x g)	802,400 694,000	802,400 694,000 548,300
Speed control	± 2 rpm of set speed (above 1,000 rpm)	
Set temperature	0 to 40°C in 1°C increments	
Temperature control	± 0.5°C of set temperature <sup>∞</sup>	
Ambient operating range	10 to 35°C	
Accel / decel profiles	10 accel / 11 decel	
Braking	Regenerative, power reclamation	
Operating languages	English, French, Italian, German, Spanish, Japanese, Russian, Korean, and Chinese (Simplified)	
Advanced software	No	Optima eXPert calculations, simulations, references
User-defined programs	No	1,000 with to 30 steps each
User profiles	No	50 unique users and passwords
Electronic signature	No	Yes
Rotor tracking	No	By serial number
Data transfer	No	(3) USB 2.0 type A connectors, (1) RJ-45 connector
Heat output	3400 Btu/hr (1.0 kW)	
Drive cooling	Air-cooled	
Refrigeration system	Thermoelectric - no CFCs, ODCs	
Sound level	<51 dBA	
Remote control	No	Available
HEPA filter	Available	
Power requirement	200-240 VAC, 30 A, 50/60 Hz	
Dimensions (H x W x D)	125.7 x 94 x 68.1 cm 49.5 x 37 x 26.8 in	
Weight	485 kg (1068 lb)	

<sup>∞</sup> ± 0.8°C when using SW 32 swinging bucket rotor.



# Ultracentrifugation

1

## Optima MAX Series Tabletop Preparative Ultracentrifuge



Elevating your laboratory’s potential starts with the optimal tabletop ultracentrifuge. And the Optima MAX Series is the absolute top of the line. Reaching up to 150,000 rpm and over 1,000,000 x g, the Optima MAX instruments set the standard in tabletop speed. Our entry-level model, the MAX-TL, is designed for optimum functionality and efficiency within a compact, quiet package. Our premium model, the Optima MAX-XP, delivers advanced software with password-controlled security features, remote control capability, higher speed, and a wider rotor portfolio. The Optima MAX Series takes sophistication and total system design to a whole new level.

### Full-color LCD touch-screen display

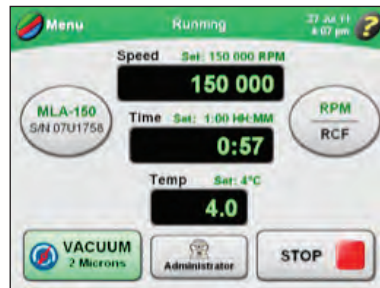
Easy to read and navigate. Intuitive graphical interface with on-screen help. Multilingual software for error-free operation.

### Remote monitoring and control (Optima MAX-XP Only)

Saves time. Start, stop, and monitor from your computer. Requires Remote Control Kit (P/N 393395), sold separately.

### Energy efficient

The optional HEPA filter combines with innovative Beckman Coulter rotors and labware to offer a multi-layered approach to BioSafety.



### Security and tracking features (Optima MAX-XP Only)

Manage rotor life by serial number. Track detailed usage history. Password protection helps you maintain chain of custody and compliance.

### Trusted by researchers

95% of published protocols citing tabletop or micro-ultracentrifuges reference a Beckman Coulter instrument or rotor. (Source: 2009 Google Scholar search)



Part Numbers*			
Model	Instrument	BioSafe Package**	Remote Control Package
Optima MAX-XP	393315	A47882	393395
Optima MAX-TL	A95761	B11229	

\* Availability varies by geography. Contact your local sales representative to determine the correct part number for ordering.

\*\* BioSafe Package includes centrifuge and HEPA filter kit.

**Features**

	MAX-TL	MAX-XP
Giant LCD touchscreen	■	■
Intuitive, multilingual interface	■	■
Numerical vacuum display	■	■
User-defined programs	■	■
TL rotor compatibility	■	■
ML rotor compatibility		■
Password protection and user profiles		■
Exportable run logs		■
Rotor logging by serial number		■
Remote monitoring and control option		■
RPM or RCF user selectable		■
On-screen rotor library		■

Specifications	MAX-TL	MAX-XP
Maximum speed (rpm)	120,000	150,000
Maximum RCF (x g)	657,000	1,019,000
Speed control	± 50 rpm at set speed	
Set temperature	0 to 40°C in 1°C increments	
Temperature control	± 2°C of set temperature	
Ambient operating range	15 to 35°C	
Accel / decel profiles	10 accel / 11 decel	
Operating languages	English, French, Italian, German, Spanish, Japanese, Russian, Korean, and Chinese (Simplified)	
User-defined programs	Virtually limitless	
User profiles	No	Yes
Rotor tracking	No	By serial number
Data transfer	No	USB 2.0 type A connectors
Heat output	2400 Btu/hr (0.7 kW)	
Drive cooling	Air-cooled	
Refrigeration system	Solid state - no CFCs, ODCs	
Sound level	<47 dBA	
Remote control	No	Available
HEPA filter	Available	
Power requirement	200-240 VAC, 6 A, 50 Hz 120 VAC, 12 A, 50/60 Hz 100 VAC, 12 A, 50/60 Hz	
Dimensions (H x W x D)	34.5 (front left) 39.4 (rear right) x 73.9 x 61.7 cm 13.6 (front left) 15.5 (rear right) x 29.1 x 24.3 in	
Weight	105 kg (230 lb)	

# Ultracentrifugation

1

## Airfuge Air-Driven Micro-Ultracentrifuge



*Airfuge Air-Driven Micro-Ultracentrifuge with digital tachometer.*

Part Numbers	Airfuge
340400	60 Hz, 120 VAC
340401	50 Hz, 220 VAC
347854	60 Hz, 120 VAC with Digital Tachometer
347855	50 Hz, 220 VAC with Digital Tachometer

The unique Airfuge Air-Driven Micro-Ultracentrifuge from Beckman Coulter is a convenient, easy-to-use pelleting tool in research, clinical, and industrial laboratories. Efficient and simple to operate, the Airfuge has a line of general-purpose and special purpose rotors for a wide variety of small-volume applications.

### The easy-to-operate centrifuge:

- Reaches top speed in only 30 seconds
- Decelerates smoothly to keep sample contents separated
- Offers timed runs of up to five hours with hold position for longer runs
- Operates near ambient temperature

### Enhanced versatility with a variety of rotors:

- Batch rotor pellets particles from large samples
- Chylomicron Rotor achieves rapid clarification of lipemic blood samples
- Four fixed angle rotors generate the high speeds and forces necessary to perform a variety of tasks

### Specifications

Maximum Speed	110 000 rpm
Maximum g-force (RCF x g)	199 000 x g (A 110 Rotor)
Speed Control	± 5 000 rpm of set speed
Imbalance Tolerance	Up to 10% of volume in opposite tubes
Drive Cooling	Air-cooled
Time Setting	0-300 minutes in five minute increments, HOLD for longer runs
Accel/Decel Rates	30-60 seconds/2.5-5.5 minutes
Heat Output	0.6 kW/h (1 800 Btu/h)
Dimensions	28.0 cm (11 in) W x 38.0 cm (15 in) D x 20.0 cm (8 in) H
Weight	10.4 kg (23 lb)
Voltage Requirements	60/50 Hz, 100 VAC 50 Hz, 220-240 VAC 60 Hz, 110 VAC

# Ultracentrifugation

## Instrument Classification

Each Beckman Coulter preparative ultracentrifuge carries a safety classification that defines which Beckman Coulter rotors may be safely operated in that centrifuge. The letter classifications (from A to T) take into account rotor energies, size of the rotor chamber, and instrument updates. The classification is indicated on a decal near the rotor chamber or in the About section of the instrument software (depending on the model). If you are unsure of your ultracentrifuge's correct classification, please call your local Beckman Coulter Service Engineer for assistance. Instruments currently being manufactured are classified as S.

Before ordering a rotor, check your instrument's classification to make certain it will accommodate the rotor selected. Each rotor listing on the following pages indicates the instrument classifications in which they can be used.

Beckman Coulter rotors and ultracentrifuges are designed and tested as complete systems, and engineered for safe, reliable operation. We do not test Beckman Coulter rotors in non-Beckman Coulter ultracentrifuges, nor non-Beckman Coulter rotors in Beckman Coulter ultracentrifuges. It is not recommended that Beckman Coulter rotors be used in other instruments or that rotors made by other manufacturers be used in Beckman Coulter ultracentrifuges.

## Speed Reductions

When using any rotor, be sure to observe the instructions given in the appropriate Rotor Manual. Speed limitations lower than those given in this Product Selection Guide may be required because of weight considerations—the weight of a tube, a cap, or the density of the solution being centrifuged. Other considerations, such as the precipitation of cesium salt, require deration of the rotor as well. Use the equations of the CsCl deration curves given in the Rotor Manual to determine the correct rotor speed. If a Rotor Manual has been lost, contact your local Beckman Coulter office to request a replacement.

## Preparative Floor Model Rotor Designations

All fixed-angle preparative floor model ultracentrifuge rotors are designated by the word Type, vertical-tube rotors by the symbol VT, near-vertical by the symbol NVT, and swinging bucket rotors by the symbol SW. The symbol Ti means the rotor is made of titanium. All other rotors are made of aluminum.

## *k* Factors

The *k* Factors shown in the rotor charts can be used to compare the efficiency of various rotors for the material that will be centrifuged. They are a guide to the time, *t* (in hours), required to pellet a particle of known sedimentation coefficient, *s* (in Svedberg units):  $t=k/s$ .

## Centrifugal Forces

The centrifugal forces given for rotors in these publications have been rounded to three significant figures using the formula where *r* is the radius in millimeters.

$$g=1.12r\left(\frac{\text{rpm}}{1000}\right)^2, \text{RPM}=\sqrt{\frac{\text{RCF}}{1.12r}}$$

## Tube Kits

For your ordering convenience, most Beckman Coulter Fixed-Angle Rotors are sold as Rotor Assemblies with a choice of Tube Kits. For rotors that accommodate OptiSeal and Quick-Seal tubes, you can order kits with these tubes instead of a Rotor Package with capped tubes only. Each kit comes complete with up to 200 tubes, the appropriate number of cap assemblies or spacers, Vacuum Grease, and, in the case of the OptiSeal and Quick-Seal Kits, a Tube Rack. For complete ordering information, see the individual rotor listings that follow.

## Use of Small Tubes

With the use of appropriate spacers and/or adapters, many rotors can accommodate tubes smaller than the tube cavities. When centrifuging small samples, use of these smaller tubes increases the efficiency and speeds the process. A chart of compatible tubes is provided with each rotor listing.

## Innovative *g*-Max System

The *g*-Max system adds valuable capabilities to your Beckman Coulter ultracentrifuge rotors. Based on a unique approach to tube support within the rotor cavities, the system lets you run smaller volumes in Fixed-Angle, Vertical-Tube and Swinging Bucket Rotors with no reduction in *g*-force and at lower *k* Factors to achieve separations in much shorter run times.

This system uses patented Beckman Coulter Quick-Seal bell-top tubes and floating spacers. Unlike conventional sleeve-type adapters, the *g*-Max spacers “float” on top of the tube which keeps the sample at the maximum radius of the tube cavity.



























**Note: To help you locate *g*-Max tubes in the rotor listings, these tubes are highlighted with bold, italic type. To make it easy to order these tubes the first time, *g*-Max kits are available which include enough spacers to completely fill the rotor, as well as 50 Quick-Seal polypropylene tubes and two tools (one for spacer removal and one for tube removal). These kits are also listed.**

# Ultracentrifugation

## 1

### Quick-Reference Guide to Instrument Classification Rotor Compatibility

All ultracentrifuges with the following classifications are obsolete and no longer supported with replacement parts or service from Beckman Coulter: A, B, C, D, E, F, G, Q, and some L5/L5B instruments classified as H. The L5B is the newest of these and was last manufactured in 1983. Please contact your Beckman Coulter Sales/Service organization for assistance with any of these models.

P/N	Rotor	L7	L8/L8M	Optima	L/LE
		R	H	S	R
 363013	Type 100 Ti	•	•	•	•
 355530	Type 90 Ti	•	•	•	•
 342184	Type 70.1 Ti	•	•	•	•
 337922	Type 70 Ti	•	•	•	•
 347299	Type 50.4 Ti	•	•	•	•
 337901	Type 50.2 Ti	•	•	•	•
 339160	Type 45 Ti	•	•	•	•
 343007	Type 42.2 Ti	•	•	•	•
 347261	Type 25	•	•	•	•
 325620	Type 19	•	•	•	•
 365898	NVT 100	•	•	•	•
 362752	NVT 90	•	•	•	•
 361073	NVT 65.2	•	•	•	•
 362755	NVT 65	•	•	•	•
 362751	VTi 90	•	•	•	•
 362754	VTi 65.2	•	•	•	•
 362759	VTi 65.1	•	•	•	•
 362758	VTi 50	•	•	•	•
 335649	SW 60 Ti	•	•	•	•
 342194	SW 55 Ti	•	•	•	•
 331362	SW 41 Ti	•	•	•	•
 331302	SW 40 Ti	•	•	•	•
 369651	SW 32.1 Ti	•	•	•	•
 369650	SW 32 Ti	•	•	•	•
 342216	SW 28.1	•	•	•	•
 342207	SW 28	•	•	•	•
350700	CF-32 Ti		•	•	
969312	Ti-15		•	•	
	Ti-14 <sup>‡</sup>		•	•	

<sup>‡</sup> Obsolete rotor.


# Beckman Coulter Floor Model Ultracentrifuge Rotors by Use

1

## Floor Model Rotor Selection by Application

		Type 100 Ti	Type 90 Ti	Type 70.1 Ti	Type 70 Ti	Type 50.2 Ti	Type 50.4 Ti	Type 42.2 Ti	Type 45 Ti	Type 25	Type 19	SW 60 Ti	SW 55 Ti	SW 41 Ti	SW 40 Ti	SW 32.1 Ti	SW 32 Ti	SW 28.1	SW 28	NVT 100	NVT 90	NVT 65	NVT 65.2	VTi 90	VTi 65.1	VTi 65.2	VTi 50	CF-32 Ti	Ti-15		
Separation of Subcellular Particles	Largest Volume for Pelleting		●	●	●	●			●		●											●							●	●	
	Largest Volume Rate-Zonal Separation																●			●									●	●	
	Fastest Rate-Zonal Separation				●	●			●		●		●	●	●	●					●	●	●	●	●	●	●	●	●	●	●
Separation of Virus and Viral Particles	Largest Volume for Pelleting				●	●			●		●						●			●									●	●	
	Largest Volume Rate-Zonal Separation															●	●	●	●	●									●	●	
	Fastest Rate-Zonal Separation											●	●	●	●						●	●	●	●	●	●	●	●	●	●	
Rate-Zonal Separation of Proteins in Sucrose Gradient	Fastest Separation																			●	●	●	●	●	●	●	●	●	●	●	
	Largest Volume		●	●	●	●											●			●			●						●	●	
	Largest Number of Samples			●		●																		●						●	●
	Greatest Interband Distance											●	●	●	●	●	●	●	●	●										●	●
Separation of Lipoproteins	Fastest Differential Flotation	●	●	●	●																										
	Largest Number for Differential Flotation						●	●		●																					
	Largest Volume for Differential Flotation		●	●	●	●																									
	Greatest Interband Space											●	●	●	●	●	●	●	●	●											
	Fastest Density Gradient Separation																				●	●	●	●	●	●	●	●	●	●	●
Pelleting RNA Through a CsCl Gradient	Fastest Separation											●	●	●	●					●	●		●								
	Largest Volume				●	●										●	●	●	●												
Isopycnic Separation of Plasmid DNA	Fastest Separation																			●	●	●	●	●	●	●	●	●	●	●	
	Greatest Interband Distance	●	●	●	●											●	●	●	●											●	
	Largest Volume		●	●	●	●											●			●										●	

1



**Fixed-Angle Rotor, Titanium**

For use in instruments classified: **R S**

Major applications: Rapid separation of plasmid DNA and rapid differential centrifugation of small particles.

Max. RPM	Max. g	k Factor	Number of Tubes Volume/Size	Rotor Capacity
100 000	802 000	15	8 x 6 mL ½ x 2 ½ in 13 x 64 mm	48 mL

**No. 363013.** Type 100 Ti Rotor Assembly with 3 each 876089 O-rings, 3 each 839347 O-rings, and 2 each 363304 Overspeed Disks.

**No. 363963.** Quick-Seal Tube Kit with 4 boxes 344619 Polypropylene Tubes, 8 Spacers 365470, 1 each Tube Removal Tool 361668, Spinkote Lubricant 306812, and Vacuum Grease 335148. (Cordless Tube Topper and Tube Rack required.)

**Tubes and Bottles**

Tube Style/Material	Vol. (mL) <i>g-Max</i>	Part No.	Quantity	Size (mm)	Required Caps/ Spacers (pkg of 8)	Required Adapters (qty. 1)	<i>g-Force</i>	k Factor	Max. Speed
<b>Quick-Seal</b>	<b>2.0</b>	345829	50	13 x 25	<b>360270</b>	—	802 000	7.0	100 000
<b>Polypropylene</b>	<b>2.0</b>	363962 <sup>§</sup>	50	13 x 25	<b>360270</b>	—	802 000	7.0	100 000
	<b>3.5</b>	349621	50	13 x 32	<b>360270</b>	—	802 000	9.4	100 000
	<b>3.5</b>	363961 <sup>§</sup>	50	13 x 32	<b>360270</b>	—	802 000	9.4	100 000
	<b>5.1</b>	362248	50	13 x 51	<b>360270</b>	—	802 000	13.5	100 000
	<b>5.1</b>	363960 <sup>§</sup>	50	13 x 51	<b>360270</b>	—	802 000	13.5	100 000
	<b>6.0</b>	344619	50	13 x 64	365470	—	802 000	15.0	100 000

*Note: To help you locate g-Max tubes in the rotor listings, these tubes are highlighted with bold, italic type.*

<sup>§</sup> To simplify ordering, this g-Max Kit includes enough spacers to fill rotor, 50 tubes and required tools.

**Rotor Replacement Parts**

- 363037 Rotor Lid
- 363039 Rotor Handle
- 363304 Overspeed Disk, 100 000 rpm
- 839347 O-ring for Rotor Handle
- 876089 O-ring for Rotor Lid

**Spacers (Package of 8)**

- 365470 fits 13 x 64 mm
- 360270 fits 13 x 51 mm
- fits 13 x 32 mm
- fits 13 x 25 mm

**Adapters/Spacers/Caps**

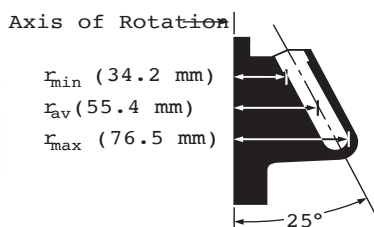
360270      365470



Type 90 Ti 

8 x 13.5 mL

## Type 90 Ti

**Fixed-Angle Rotor, Titanium**For use in instruments classified: **HRS**

Major applications: Five-hour separation of plasmid DNA and rapid differential centrifugation of small particles.

Max. RPM	Max. g	k Factor	Number of Tubes Volume/Size	Rotor Capacity
90 000	694 000	25	8 x 13.5 mL 5/8 x 3 in 16 x 76 mm	108 mL

**No. 355530.** Type 90 Ti Rotor Assembly with 3 each 839347 O-rings, 3 each 876089 O-rings, and 2 each 355539 Overspeed Disks.

**No. 348179.** Quick-Seal Tube Kit with 2 boxes 342413 Polypropylene Tubes, 2 boxes 344322 Ultra-Clear Tubes, 12 Spacers 342695, 1 each 348123 Tube Rack, 306812 Spinkote Lubricant, and 335148 Vacuum Grease. (Cordless Tube Topper Kit required; see Tools, Accessories, and Supplies.)

**No. 348180.** Open-Top Tube Kit with 2 boxes 326814 Polypropylene Tubes, 2 boxes 344085 Ultra-Clear Tubes, 12 Tube Caps 341968, 1 Spinkote Lubricant 306812, and 1 Vacuum Grease 335148. (331202 and 305075 Tools required; see Tools, Accessories, and Supplies.)

**No. 361660.** OptiSeal Tube Kit with 4 boxes of OptiSeal Tubes 361623, 12 Spacers 361670 (6 pkg. of 2), 1 OptiSeal Tube Rack 361642, 1 Tube Extraction Tool 361668, and 1 Spacer Removal Tool 338765.

**Tubes and Bottles**

Tube Style/Material	Vol. (mL) <i>g-Max</i>	Part No.	Quantity	Size (mm)	Required Caps/ Spacers (qty. 1)	Required Adapters (qty. 1)	<i>g-Force</i>	k Factor	Max. Speed
OptiSeal Polypropylene	8.9	361623	56	16 x 60	361670 <sup>55</sup>	—	694 000	21	90 000
Quick-Seal Polypropylene	<b>4.2</b>	356562	50	16 x 38	<b>345828</b>	—	694 000	11	90 000
	<b>4.2</b>	357332 <sup>5</sup>	50	16 x 38	<b>345828</b>	—	694 000	11	90 000
	<b>6.3</b>	345830	50	16 x 45	<b>345828</b>	—	694 000	14	90 000
	<b>6.3</b>	357334 <sup>5</sup>	50	16 x 45	<b>345828</b>	—	694 000	14	90 000
	<b>10.0</b>	344622	50	16 x 67	<b>344676</b>	—	694 000	21	90 000
	13.5	342413	50	16 x 76	342695	—	694 000	25	90 000
Quick-Seal Ultra-Clear	13.5	344322	50	16 x 76	342695	—	694 000	25	90 000
Polycarbonate Bottle/Assembly	10.4	355603	6	16 x 76	—	—	362 000	48	65 000
	10.4	355651 <sup>ΔΔ</sup>	25	16 x 76	—	—	362 000	48	65 000
Thinwall Polypropylene	6.5	326820	50	13 x 64	346256	303313	197 000	69	50 000
	13.5	326814	50	16 x 76	341968	—	548 000	32	80 000
Thickwall Polypropylene	4.0	355644	25	13 x 64	—	303313	197 000	69	50 000 <sup>A</sup>
	10.0	355640	25	16 x 76	338907 <sup>Δ</sup>	—	77 000	190	30 000 <sup>A</sup>
Thickwall Polycarbonate	4.0	355645	25	13 x 64	—	303313	197 000	69	50 000 <sup>A</sup>
	10.0	355630	25	16 x 76	338907 <sup>Δ</sup>	—	197 000	69	50 000 <sup>A</sup>
Ultra-Clear	2.0	344091	50	8 x 49	303624	303376	128 000	72	40 000
	4.0	344093	50	13 x 41	346256	303402	138 000	67	45 000
	6.5	344088	50	13 x 64	346256	303313	197 000	69	50 000
	13.5	344085	50	16 x 76	341968	—	548 000	32	80 000

*Note: To help you locate g-Max tubes in the rotor listings, these tubes are highlighted with bold, italic type.*

<sup>5</sup> To simplify ordering, this g-Max Kit includes enough spacers to fill rotor, 50 tubes and required tools.

<sup>55</sup> Set of 2.

<sup>Δ</sup> Maximum speeds given above are those which the tubes could withstand when tested at 25°C for 24 hours. Further tests have shown that the polycarbonate tubes can be run at 75 000 rpm for six hours or at 65 000 rpm for eight hours.

<sup>ΔΔ</sup> Bottles only.

**Rotor Replacement Parts**

355528 Lid  
355529 Rotor Handle  
355530 Rotor Assembly  
355539 Overspeed Disk  
356959 Tool, Handle  
839347 O Ring, Inner  
876089 O Ring, Outer

**Adapters/Spacers/Caps**

303313 303376 303402 303624 338907 341968 346256 342695 344676 345828 361670






# Type 70.1 Ti

12 x 13.5 mL

# Type 70.1 Ti

1



## Fixed-Angle Rotor, Titanium

For use in instruments classified: **H R S**

Major applications: Differential centrifugation of subcellular particles.

Max. RPM	Max. g	k Factor	Number of Tubes Volume/Size	Rotor Capacity
70 000	450 000	36	12 x 13.5 mL 5/8 x 3 in 16 x 76 mm	162 mL

**No. 342184.** Type 70.1 Ti Rotor Assembly with 3 each 011757 O-rings, 3 each 858125 O-rings, and 2 each 335585 Overspeed Disks.

**No. 348179.** Quick-Seal Tube Kit with 2 boxes 342413 Polypropylene Tubes, 2 boxes 344322 Ultra-Clear Tubes, 12 Spacers 342695, 1 each 348123 Tube Rack, Spinkote Lubricant 306812, and Vacuum Grease 335148. (Cordless Tube Topper Kit required; see Tools, Accessories, and Supplies.)

**No. 348180.** Open-Top Tube Kit with 2 boxes 326814 Polypropylene Tubes, 2 boxes 344085 Ultra-Clear Tubes, 12 Tube Caps 341968, 1 Spinkote Lubricant 306812, and 1 Vacuum Grease 335148. (331202 and 305075 Tools required; see Tools, Accessories, and Supplies.)

**No. 361660.** OptiSeal Tube Kit with 4 boxes of OptiSeal Tubes 361623, 12 Spacers 361670 (6 pkg of 2), 1 OptiSeal Tube Rack 361642, 1 Tube Extraction Tool 361668, and 1 Spacer Removal Tool 338765.

### Tubes and Bottles

Tube Style/Material	Vol. (mL) <i>g-Max</i>	Part No.	Quantity	Size (mm)	Required Caps/ Spacers (qty. 1)	Required Adapters (qty. 1)	<i>g-Force</i>	<i>k Factor</i>	Max. Speed
<b>OptiSeal</b> Polypropylene	8.9	361623	56	16 x 60	361670 <sup>56</sup>	—	450 000	32	70 000
<b>Quick-Seal</b> Polypropylene	<b>4.2</b>	356562	50	16 x 38	<b>345828</b>	—	450 000	17	70 000
	<b>4.2</b>	357332 <sup>5</sup>	50	16 x 38	<b>345828</b>	—	450 000	17	70 000
	<b>6.3</b>	345830	50	16 x 45	<b>345828</b>	—	450 000	24	70 000
	<b>6.3</b>	357334 <sup>5</sup>	50	16 x 45	<b>345828</b>	—	450 000	24	70 000
	<b>10.0</b>	344622	50	16 x 67	<b>344676</b>	—	450 000	34	70 000
<b>13.5</b>	342413	50	16 x 76	342695	—	450 000	36	70 000	
<b>Quick-Seal</b> Ultra-Clear	13.5	344322	50	16 x 76	342695	—	450 000	36	70 000
<b>Polycarbonate</b> Bottle Assembly	10.4	355603	6	16 x 76	—	—	388 000	42	65 000
	10.4	355651 <sup>ΔΔ</sup>	6	16 x 76	—	—	388 000	42	65 000
<b>Thinwall</b> Polypropylene	6.5	326820	50	13 x 64	346256	303313	212 000	60	50 000
	13.5	326814	50	16 x 76	341968	—	450 000	36	70 000
<b>Thickwall</b> Polypropylene	4.0	355644	25	13 x 64	—	303313	212 000	60	50 000 <sup>A</sup>
	10.0	355640	25	16 x 76	338907 <sup>Δ</sup>	—	82 700	199	30 000 <sup>A</sup>
<b>Thickwall</b> Polycarbonate	4.0	355645	25	13 x 64	—	303313	212 000	60	50 000 <sup>A</sup>
	8.0	355630	25	16 x 76	338907 <sup>Δ</sup>	—	230 000	71	50 000 <sup>A</sup>
<b>Ultra-Clear</b>	2.0	344091	50	8 x 49	303624	303376	138 000	63	45 000
	4.0	344093	50	13 x 41	346256	303402	152 000	58	45 000
	6.5	344088	50	13 x 64	346256	303313	212 000	60	50 000
	13.5	344085	50	16 x 76	341968	—	450 000	36	70 000

*Note: To help you locate g-Max tubes in the rotor listings, these tubes are highlighted with bold, italic type.*

<sup>5</sup> To simplify ordering, this g-Max Kit includes enough spacers to fill rotor; 50 tubes and required tools.

<sup>56</sup> Set of 2.

<sup>Δ</sup> Maximum speeds given above are those which the tubes could withstand when tested at 25°C for 24 hours. Further tests have shown that the polycarbonate tubes can be run at 75 000 rpm for six hours or at 65 000 rpm for eight hours.

<sup>ΔΔ</sup> Bottles only.

### Rotor Replacement Parts

- 011757 O-ring for Rotor Handle
- 335585 Overspeed Disk, 70 000 rpm
- 337924 Rotor Handle
- 342183 Rotor Lid
- 858125 O-ring for Rotor Lid

### Adapters/Spacers/Caps

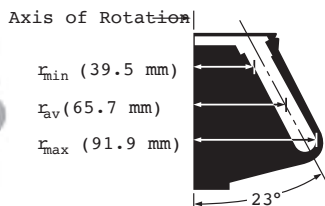
303313 303376 303402 303624 341968 342695 344676 345828 346256 361670



# Type 70 Ti

8 x 39 mL

# Type 70 Ti



## Fixed-Angle Rotor, Titanium

For use in instruments classified: **H R S**

Major applications: Differential centrifugation of subcellular fractions.

Max. RPM	Max. g	k Factor	Number of Tubes Volume/Size	Rotor Capacity
70 000	504 000	44	8 x 39 mL 1 x 3 1/2 in 25 x 89 mm	312 mL

**No. 337922.** Type 70 Ti Rotor Assembly with 3 each 011757 O-rings, 3 each 870612 O-rings, and 2 each 335585 Overspeed Disks.

**No. 348178.** Quick-Seal Tube Kit with 2 boxes 342414 Polypropylene Tubes, 2 boxes 344326 Ultra-Clear Tubes, 12 Spacers 342699, 1 each 348124 Tube Rack, 306812 Spinkote Lubricant, and 335148 Vacuum Grease. (Cordless Tube Topper Kit required; see Tools, Accessories, and Supplies.)

**No. 348172.** Open-Top Tube Kit with 4 boxes 344367 Polypropylene Tubes, 10 Tube Caps 337927, 1 Spinkote Lubricant 306812, and 1 Vacuum Grease 335148. (338841 and 305075 Tools required; see Tools, Accessories, and Supplies.)

**No. 361662.** OptiSeal Tube Kit with 4 boxes of OptiSeal Tubes 361625, 12 Spacers 361669 (6 pkg of 2), 1 OptiSeal Tube Rack 361646, 1 Tube Extraction Tool 361668, and 1 Spacer Removal Tool 338765.

### Tubes and Bottles

Tube Style/Material	Vol. (mL) <i>g-Max</i>	Part No.	Quantity	Size (mm)	Required Caps/ Spacers (qty. 1)	Required Adapters (qty. 1)	g-Force	k Factor	Max. Speed
<b>OptiSeal Polypropylene</b>	<b>32.4</b>	361625	56	25 x 77	361669 <sup>55</sup>	—	504 000	44	70 000
<b>Quick-Seal Polypropylene</b>	<b>15.0</b>	343664	50	25 x 38	<b>343448</b>	—	504 000	24	70 000
	<i>15.0</i>	357343 <sup>5</sup>	50	25 x 38	<b>343448</b>	—	504 000	24	70 000
	<i>27.0</i>	343665	50	25 x 64	<b>343448</b>	—	504 000	31	70 000
	<i>27.0</i>	357346 <sup>5</sup>	50	25 x 64	<b>343448</b>	—	504 000	31	70 000
	<i>33.0</i>	344623	50	25 x 83	<b>344635</b>	—	504 000	38	70 000
	<i>39.0</i>	342414	50	25 x 89	342699	—	504 000	44	70 000
<b>Quick-Seal Ultra-Clear</b>	<b>15.0</b>	344324	50	25 x 38	<b>343448</b>	—	504 000	24	70 000
	<b>27.0</b>	344323	50	25 x 64	<b>343448</b>	—	504 000	31	70 000
	<b>39.0</b>	344326	50	25 x 89	342699	—	504 000	44	70 000
<b>Polycarbonate Bottle Assembly</b>	26.3	355618	6	25 x 89	—	—	371 000	59	60 000
<b>Thinwall Polypropylene</b>	6.5	326820	50	13 x 64	346256	303392	102 000	69	45 000
	13.5	326814	50	16 x 76	330860	303307	151 000	104	40 000
	35.5	344367	50	25 x 83	337927	—	504 000	43	70 000
	38.5	326823	50	25 x 89	331151	—	371 000	59	60 000
<b>Thickwall Polypropylene</b>	4.0	355644	25	13 x 64	—	303392	102 000	69	45 000
	10.0	355640	25	16 x 76	338907 <sup>†</sup>	303307	151 000	104	40 000
	30.0	355642	25	25 x 89	338906 <sup>†</sup>	—	371 000	59	60 000
<b>Thickwall Polycarbonate</b>	4.0	355645	25	13 x 64	—	303392	102 000	69	45 000
	10.0	355630	25	16 x 76	338907 <sup>†</sup>	303307	151 000	104	40 000
	30.0	355631	25	25 x 89	338906 <sup>†</sup>	—	371 000	59	60 000
<b>Ultra-Clear</b>	6.5	344088	50	13 x 64	346256	303392	102 000	69	45 000
	13.5	344085	50	16 x 76	330860	303307	151 000	104	40 000
	38.5	344058	50	25 x 89	331151	—	371 000	59	60 000
<b>Stainless Steel</b>	38.5	301112	1	25 x 89	302133	—	165 000	135	40 000 <sup>††</sup>

*Note: To help you locate g-Max tubes in the rotor listings, these tubes are highlighted with bold, italic type.*

<sup>5</sup> To simplify ordering, this g-Max Kit includes enough spacers to fill rotor, 50 tubes and required tools.

<sup>55</sup> Set of 2.

<sup>†</sup> Caps are optional for these Thickwall tubes. In the Type 70 Ti, the filling level for 355642 and 355631 is 16.5 mL. For 355640 and 355630, the filling level is 7.5 mL. Maximum speeds for these open-top tubes without a cap: Polycarbonate—45 000 rpm. Polypropylene—20 000 rpm. These speeds are those which the tubes could withstand when tested at 25°C for 24 hours. Further tests have shown that the polycarbonate tube can run at 50 000 rpm for four hours.

<sup>††</sup> For solution densities of 2.0 g/mL and below. For solution densities above 2.0 g/mL, further speed reductions are required. Refer to publication L5-TB-072 when centrifuging stainless steel tubes.

### Rotor Replacement Parts

- 011757 O-ring for Rotor Handle
- 335585 Overspeed Disk, 70 000 rpm
- 337923 Rotor Lid
- 337924 Rotor Handle
- 870612 O-ring for Rotor Lid

### Adapters/Spacers/Caps

303307 303392 330860 331151 337927 338906 338907 342699 343448 344635 346256 361669 302133

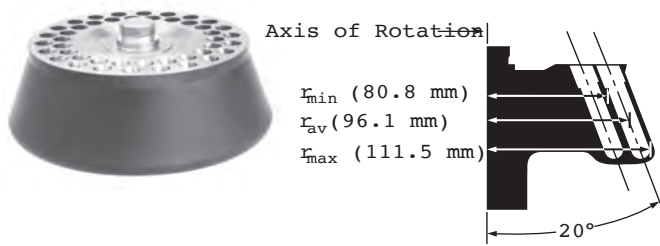


# Type 50.4 Ti

44 x 6.5 mL

# Type 50.4 Ti

1



### Fixed-Angle Rotor, Titanium

For use in instruments classified: **H R S**

Major applications: Differential flotation of lipoproteins, multisample pelleting, or gradient separations.

Max. RPM	Max. g	k Factor	Number of Tubes Volume/Size	Rotor Capacity
50 000	270 000 312 000	39 33	44 x 6.5 mL ½ x 2½ in 13 x 64 mm	286 mL

**No. 347299.** Type 50.4 Ti Rotor Assembly with 3 each 870138 O-rings, 3 each 854519 O-rings, and 2 each 330336 Overspeed Disks.

**No. 356957.** Quick-Seal Tube Kit with 2 boxes 344619 Polypropylene Tubes, 2 boxes 344320 Ultra-Clear Tubes, 48 Spacers 344389, 1 Tube Rack 348122, 1 Spacer Removal Tool 338765, 1 Spinkote Lubricant 306812, and 1 Vacuum Grease 335148. (Cordless Tube Topper Kit required; see Tools, Accessories, and Supplies.)

**No. 356956.** Open-Top Tube Kit for lipoprotein flotation with 4 boxes 326820 Polypropylene Tubes, 48 Tube Caps with short stems 303113, 1 Spinkote Lubricant 306812, and 1 Vacuum Grease 335148. (301875, 305075, and 841883 Tools required.)

**No. 356958.** Open-Top Tube Kit with 2 boxes 326820 Polypropylene Tubes, 2 boxes 344088 Ultra-Clear Tubes, 48 Tube Caps with fill holes 346256, 1 Spinkote Lubricant 306812, and 1 Vacuum Grease 335148. (301875, 305075, and 841883 Tools required.)

**No. 361659.** OptiSeal Tube Kit with 4 boxes of OptiSeal Tubes 361621, 8 Spacers 361676 (4 pkg of 2), 1 OptiSeal Tube Rack 361638, 1 Tube Extraction Tool 361668, and 1 Spacer Removal Tool 338765.

### Tubes and Bottles

Tube Style/Material	Vol. (mL) <i>g-Max</i>	Part No.	Quantity	Size (mm)	Required Caps/ Spacers (qty. 1)	Required Adapters (qty. 1)	g-Force	k Factor	Max. Speed
<b>OptiSeal Polypropylene</b>	4.7	361621	56	13 x 48	361676 <sup>55</sup>	—	312 000	33	50 000
<b>Quick-Seal Polypropylene</b>	<b>2.0</b>	345829	50	13 x 25	<b>345827</b>	—	312 000	15	50 000
	<b>2.0</b>	357329 <sup>5</sup>	50	13 x 25	<b>345827</b>	—	312 000	15	50 000
	6.0	344619	50	13 x 64	344389	—	312 000	33	50 000
<b>Quick-Seal Ultra-Clear</b>	6.0	344320	50	13 x 64	344389	—	312 000	33	50 000
<b>Thinwall Polypropylene</b>	6.5	326820	50	13 x 64	346256	—	312 000	33	50 000
<b>Thickwall Polypropylene</b>	4.0	355644	25	13 x 64	—	—	112 400	91	30 000
<b>Thickwall Polycarbonate</b>	1.0	355657	25	8 x 51	—	303823	252 900	40	45 000
	4.0	355645	25	13 x 64	—	—	312 000	33	50 000
<b>Ultra-Clear</b>	2.0	344091	50	8 x 49	303658	303823	252 900	40	45 000
	6.5	344088	50	13 x 64	346256	—	312 000	33	50 000

*Note:* To help you locate g-Max tubes in the rotor listings, these tubes are highlighted with bold, italic type.

<sup>5</sup> To simplify ordering, this g-Max Kit includes enough spacers to fill rotor, 50 tubes and required tools.

<sup>55</sup> Set of 2.

### Rotor Replacement Parts

- 330336 Overspeed Disk, 50 000 rpm
- 337904 Break-away Handle Assembly
- 347298 Rotor Lid
- 854519 O-ring for Rotor Handle
- 870138 O-ring for Rotor Lid

### Adapters/Spacers/Caps

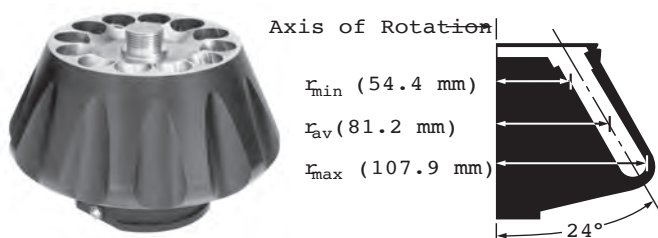


# Type 50.2 Ti

12 x 39 mL

# Type 50.2 Ti

1



## Fixed-Angle Rotor, Titanium

For use in instruments classified: **H R S**

Note: This rotor cannot be used in 40 000 rpm F or H instruments or the L5-50E unless the instruments have been upgraded with a diffusion pump and vacuum indicator.

Major applications: Differential centrifugation of subcellular fractions.

Max. RPM	Max. g	k Factor	Number of Tubes Volume/Size	Rotor Capacity
50 000	302 000	69	12 x 39 mL 1 x 3½ in 25 x 89 mm	468 mL

**No. 337901.** Type 50.2 Ti Rotor Assembly with 3 each 834301 O-rings, 3 each 854519 O-rings, and 2 each 330336 Overspeed Disks.

**No. 348178.** Quick-Seal Tube Kit with 2 boxes 342414 Polypropylene Tubes, 2 boxes 344326 Ultra-Clear Tubes, 12 Spacers 342699, 1 each 348124 Tube Rack, 306812 Spinkote Lubricant, and 335148 Vacuum Grease. (Cordless Tube Topper Kit required; see Tools, Accessories, and Supplies.)

**No. 348177.** Open-Top Tube Kit with 2 boxes 326823 Polypropylene Tubes, 2 boxes 344058 Ultra-Clear Tubes, 12 Tube Caps 331151, 1 Spinkote Lubricant 306812, and 1 Vacuum Grease 335148. (331202 and 305075 Tools required; see Tools, Accessories, and Supplies.)

**No. 361662.** OptiSeal Tube Kit with 4 boxes of OptiSeal Tubes 361625, 12 Spacers 361669 (6 pkg of 2), 1 OptiSeal Tube Rack 361646, 1 Tube Extraction Tool 361668, and 1 Spacer Removal Tool 338765.

### Tubes and Bottles

Tube Style/Material	Vol. (mL) <i>g-Max</i>	Part No.	Quantity	Size (mm)	Required Caps/ Spacers (qty. 1)	Required Adapters (qty. 1)	<i>g-Force</i>	<i>k Factor</i>	Max. Speed
<b>OptiSeal</b> Polypropylene	32.4	361625	56	25 x 77	361669 <sup>§§</sup>	—	302 000	69	50 000
<b>Quick-Seal</b> Polypropylene	<b>15.0</b>	343664	50	25 x 38	<b>343448</b>	—	302 000	39	50 000
	<b>15.0</b>	357343 <sup>§</sup>	50	25 x 38	<b>343448</b>	—	302 000	39	50 000
	<b>27.0</b>	343665	50	25 x 64	<b>343448</b>	—	302 000	55	50 000
	<b>27.0</b>	357346 <sup>§</sup>	50	25 x 64	<b>343448</b>	—	302 000	55	50 000
	<b>33.0</b>	344623	50	25 x 83	<b>344635</b>	—	302 000	68	50 000
	39.0	342414	50	25 x 89	342699	—	302 000	69	50 000
<b>Quick-Seal</b> Ultra-Clear	<b>15.0</b>	344324	50	25 x 38	<b>343448</b>	—	302 000	39	50 000
	<b>27.0</b>	344323	50	25 x 64	<b>343448</b>	—	302 000	55	50 000
	39.0	344326	50	25 x 89	342699	—	302 000	69	50 000
<b>Bottle Assembly</b> Polycarbonate	26.3	355618	6	25 x 89	—	—	302 000	69	50 000
<b>Thinwall</b> Polypropylene	6.5	326820	50	13 x 64	346256	303392	194 000	61	43 000
	13.5	326814	50	16 x 76	330860	303307	179 000	85	40 000
	38.5	326823	50	25 x 89	331151	—	302 000	69	50 000
<b>Thickwall</b> Polypropylene	4.0	355644	25	13 x 64	—	303392	194 000	61	43 000
	10.0	355640 <sup>†</sup>	25	16 x 76	338907	303307	179 000	85	40 000
	30.0	355642 <sup>†</sup>	25	25 x 89	338906	—	302 000	69	50 000
<b>Thickwall</b> Polycarbonate	4.0	355645	25	13 x 64	—	303392	194 000	61	43 000
	10.0	355630 <sup>†</sup>	25	16 x 76	338907	303307	179 000	85	45 000
	30.0	355631 <sup>†</sup>	25	25 x 89	338906	—	302 000	69	50 000
<b>Ultra-Clear</b>	6.5	344088	50	13 x 64	346256	303392	194 000	61	43 000
	13.5	344085	50	16 x 76	330860	303307	179 000	85	40 000
	38.5	344058	50	25 x 89	331151	—	302 000	69	50 000
<b>Stainless Steel</b>	38.5	301112	1	25 x 89	302133	—	165 000	127	37 000 <sup>††</sup>

Note: To help you locate *g-Max* tubes in the rotor listings, these tubes are highlighted with bold, italic type.

<sup>§</sup> To simplify ordering, this *g-Max* Kit includes enough spacers to fill rotor; 50 tubes and required tools.

<sup>§§</sup> Set of 2.

<sup>†</sup> Caps are optional for these thickwall tubes. In the Type 50.2 Ti, the filling level for P/N 355642 and P/N 355631 is 16.5 mL. For P/N 355640 and P/N 355630, the filling level is 8 mL. Maximum speeds for these open-top tubes without a cap: Polycarbonate — 45 000 rpm; Polypropylene — 20 000 rpm. These speeds are those which the tubes could withstand when tested at 25°C for 24 hours. Further tests have shown that the polycarbonate tubes can run at 50 000 rpm for four hours.

<sup>††</sup> Refer to the section on RUN SPEEDS in the Type 50.2 Rotor manual before using

### Rotor Replacement Parts

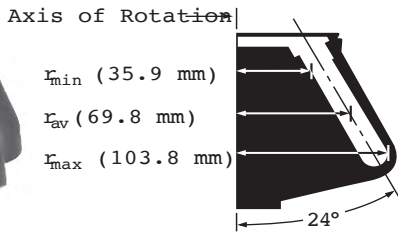
- 330336 Overspeed Disk, 50 000 rpm
- 337903 Rotor Lid
- 337904 Break-away Handle Assembly
- 834301 Large O-ring for Rotor Lid
- 854519 Small O-ring for Rotor Lid

### Adapters/Spacers/Caps

303307 303392 330860 331151 338906 338907 342699 343448 344635 346256 361669 302133



1



**Fixed-Angle Rotor, Titanium**

For use in instruments classified: **H R S**

Note: This rotor cannot be used in 40 000 rpm F or H instruments or the L5-50E unless the instruments have been upgraded with a diffusion pump and vacuum indicator.

Major applications: Differential centrifugation of large volumes of subcellular fractions and viruses.

Max. RPM	Max. g	k Factor	Number of Tubes Volume/Size	Rotor Capacity
45 000	235 000	133	6 x 94 mL 1½ x 4 in 38 x 102 mm	564 mL

**No. 339160.** Type 45 Ti Rotor Assembly with 3 each 854519 O-rings, 3 each 878260 O-rings, and 2 each 335458 Overspeed Disks.

**No. 348175.** Quick-Seal Tube Kit with 4 boxes 345776 Polypropylene Tubes, 4 boxes 345778 Ultra-Clear Tubes, 8 Spacers 342697, 1 each 348125 Tube Rack, 306812 Spinkote Lubricant, and 335148 Vacuum Grease. (Cordless Tube Topper Kit required; see Tools, Accessories, and Supplies.)

**No. 348176.** Open-Top Tube Kit with 4 boxes 345775 Polypropylene Tubes, 4 boxes 345777 Ultra-Clear Tubes, 8 Tube Caps 330901, 1 Spinkote Lubricant 306812, and 1 Vacuum Grease 335148. (331202 and 305075 Tools required; see Tools, Accessories, and Supplies.)

**Tubes and Bottles**

Tube Style/Material	Vol. (mL)	Part No.	Quantity	Size (mm)	Required Caps/Spacers (qty. 1)	Required Adapters (qty. 1)	g-Force	k Factor	Max. Speed
Quick-Seal Polypropylene	94.0	345776	25	38 x 102	342697	—	235 000	133	45 000
Quick-Seal Ultra-Clear	94.0	345778	25	38 x 102	342697	—	235 000	133	45 000
Polycarbonate Bottle/Assembly	70.0	355655 <sup>ΔΔ</sup>	6	38 x 102	355623	—	235 000	133	45 000 <sup>†</sup>
	70.0	355622 <sup>SSS</sup>	6	38 x 102	—	—	235 000	133	45 000 <sup>†</sup>
Thinwall Polypropylene	6.5	326820	50	13 x 64	346256	303449	138 000	90	39 000
	10.5	326822	50	13 x 89	346256	303459	156 000	110	39 000
	13.5	326814	50	16 x 76	330860	303448	149 000	107	39 000
	94.0	345775	25	38 x 102	330901	—	235 000	133	45 000
Thickwall Polypropylene	4.0	355644	25	13 x 64	—	303449	138 000	90	39 000
	10.0	355640	25	16 x 76	338907 <sup>†</sup>	303448	149 000	107	39 000
	10.0	355639	25	13 x 89	—	303459	156 000	110	39 000
	81.0	355643	25	38 x 102	338905 <sup>†</sup>	—	235 000	133	45 000
Thickwall Polycarbonate	4.0	355645	25	13 x 64	—	303449	138 000	90	39 000
	10.0	355630	25	16 x 76	338907 <sup>†</sup>	303448	149 000	107	39 000
	10.0	355629	25	13 x 89	—	303459	156 000	110	39 000
	81.0	355628	25	38 x 102	338905 <sup>†</sup>	—	235 000	133	45 000
Ultra-Clear	6.5	344088	50	13 x 64	346256	303449	138 000	90	39 000
	10.5	344087	50	13 x 89	346256	303459	156 000	110	39 000
	13.5	344085	50	16 x 76	330860	303448	149 000	107	39 000
	94.0	345777	25	38 x 102	330901	—	235 000	133	45 000

<sup>SSS</sup> Bottle assembly. Reduce speed to 35 000 rpm when the bottle is centrifuged less than full (minimum fill volume is 35 mL).

<sup>ΔΔ</sup> Bottle only. Reduce speed to 35 000 rpm when the bottle is centrifuged less than full (minimum fill volume is 35 mL).

<sup>†</sup> Caps are optional for these Thickwall tubes. In the Type 45 Ti the filling level for 355643 and 355628 is 47 mL. For 355640 and 355630, the filling level is 8 mL. Maximum speeds for these open-top tubes without a cap: Polycarbonate — 30 000 rpm; Polypropylene — 15 000 rpm.

**Rotor Replacement Parts**

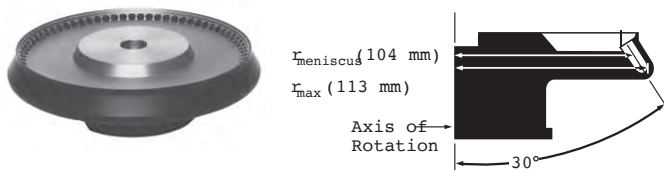
- 335458 Overspeed Disk, 45 000 rpm
- 339163 Rotor Lid
- 339164 Rotor Handle
- 854519 O-ring, small, for Rotor Lid
- 878260 O-ring, large, for Rotor Lid

**Adapters/Spacers/Caps**



Type 42.2 Ti 72 x 230  $\mu$ L

Type 42.2 Ti

**Fixed-Angle Rotor, Titanium**For use in instruments classified: **H R S**

Major applications: Differential flotation of lipoproteins, rapid separation of viruses and microsomes.

Max. RPM	Max. g	k Factor	Number of Tubes Volume/Size	Rotor Capacity
42 000	223 000	9	72 x 230 $\mu$ L 0.29 x 0.8 in 7 x 20 mm	16.5 mL

**No. 343007.** Type 42.2 Rotor Package. Includes Rotor, 1 box  
342303 Cellulose Propionate Tubes, 3 each 885028 O-rings, 2 each  
330329 Overspeed Disks, 1 Vise Assembly 332688, 1 Rotor Handle  
343008, 1 Forceps 878446, 1 Spinkote Lubricant 306812, and  
1 Vacuum Grease 335148.

**Tubes and Bottles**

Tube Style/Material	Volume ( $\mu$ L)	Part No.	Quantity	Size (mm)	Caps/ Spacers (qty. 1)	g-Force	k Factor	Maximum Speed
Cellulose Propionate	230	342303	100	7 x 20	—	223 000	9	42 000
Thickwall Polypropylene	230	343621	100	7 x 20	—	223 000	9	42 000
Thickwall Polycarbonate	230	343775	100	7 x 20	—	223 000	9	42 000

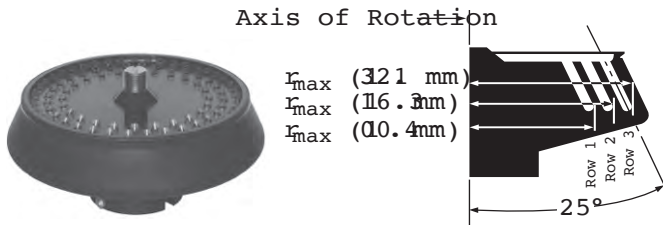
*Note: Originally this rotor was intended for small-sample lipoprotein applications and was called the LP 42 Ti. However, it has become a popular choice for processing a variety of microsomes, and the name has been changed to the Type 42.2 Ti to reflect its more general use.*

**Rotor Replacement Parts**

330329 Overspeed Disk, 42 000 rpm  
332688 Vise Assembly  
343008 Rotor Handle  
878446 Forceps  
885028 O-ring for Rotor Lid



1



**Fixed-Angle Rotor, Aluminum**

For use in instruments classified: **H R S**

Major applications: Differential flotation of many small samples of lipoproteins.

Max. RPM	Max. g	k Factor	Number of Tubes Volume/Size	Rotor Capacity
25 000	70 300	84	100 x 1 mL	100 mL
	81 400	71	5/16 x 2 in	
	92 500	62	8 x 51 mm	

**No. 347261.** Type 25 Rotor Assembly with 3 each 011757 O-rings, 3 each 878272 O-rings, 2 each 330333 Overspeed Disks.

**No. 348184.** Quick-Seal Tube Kit with 4 boxes 345831 Quick-Seal Polypropylene Tubes, 50 Spacers 345824, 1 Tube Rack 349661, 1 Spinkote Lubricant 306812, and 1 Vacuum Grease 335148. (Cordless Tube Topper Kit required; see Tools, Accessories, and Supplies.)

**No. 348635.** Open-Top Tube Kit with 5 boxes 355657 Thickwall Polycarbonate Tubes, 1 Spinkote Lubricant 306812, and 1 Vacuum Grease 335148.

**Tubes and Bottles**

Tube Style/Material	Vol. (mL)	Part No.	Quantity	Size (mm)	Required Caps/Spacers (qty. 1)	Required Adapters (qty. 1)	g-Force	k Factor	Max. Speed
Thickwall Polycarbonate	1.0	355657	25	8 x 51	—	—	92 500	62	25 000
Quick-Seal Polypropylene	1.0	345831	50	8 x 51	345824	—	92 500	62	25 000

*Note: Dimensions and forces for the three rows of tubes in the Type 25 rotor are as follows:*

	Row 1	Row 2	Row 3
r <sub>min</sub> (mm)	81.7	97.5	113.4
force (g)	57 200	68 300	79 400
r <sub>av</sub> (mm)	91.1	106.9	122.8
force (g)	63 800	74 800	86 000
r <sub>max</sub> (mm)	100.4	116.3	132.1
force (g)	70 300	81 400	92 500

**Rotor Replacement Parts**

- 011757 O-ring for Rotor Handle
- 330333 Overspeed Disk, 25 000 rpm
- 335453 Overspeed Disk, 23 000 rpm
- 347266 Rotor Lid
- 347267 Rotor Handle
- 878272 O-ring for Rotor Body

**Spacers**

345824



Type 19

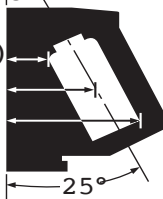


6 x 250 mL

Type 19



Axis of Rotation

 $r_{\min}$  (4.4 mm) $r_{av}$  (83.9 mm) $r_{\max}$  (33.4 mm)**Fixed-Angle Rotor, Aluminum**For use in instruments classified: **H R S**

Major applications: Differential centrifugation of large volumes of viruses and large subcellular particles.

Max. RPM	Max. g	k Factor	Number of Tubes Volume/Size	Rotor Capacity
19 000	53 900	951	6 x 250 mL 2 $\frac{3}{8}$ x 4 $\frac{1}{4}$ in 60 x 121 mm	1500 mL

**No. 325620.** Type 19 Rotor Assembly with 3 each 325623 Gaskets, 3 each 801773 O-rings, and 2 each 330331 Overspeed Disks.

**No. 325632.** Type 19 Rotor Package. Includes Rotor, 6 each 334205 250mL Bottle and Cap Assemblies, 1 each 355627 (pkg of 6) 250mL Bottle, 306812 Spinkote Lubricant, and 335148 Vacuum Grease.

**Bottles**

Tube Style/Material	Vol. (mL)	Part No.	Quantity	Size (mm)	Required Caps/ Spacers (qty. 1)	Required Adapters (qty. 1)	g-Force	k Factor	Maximum Speed
<b>Bottle Assembly</b>	250.0	355627 <sup>◇</sup>	6	60 x 121	362246	—	53 900	951	19 000
<b>Polypropylene</b>	250.0	334205	1	60 x 121	—	—	53 900	951	19 000

<sup>◇</sup> Bottle without Cap.

**Rotor Replacement Parts**

325623 Gasket for Rotor Handle  
 325624 Rotor Handle  
 330331 Overspeed Disk, 19 000 rpm  
 332826 Rotor Lid  
 335353 Bottle Extractor  
 801773 O-ring for Rotor Body



# NVT 100



8 x 5.1 mL

# NVT 100

1

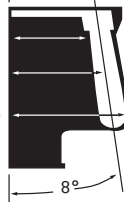


Axis of Rotation

$r_{min}$  (48.3 mm)

$r_{av}$  (57.6 mm)

$r_{max}$  (67.0 mm)



## NVT Near-Vertical Tube Rotor, Titanium

For use in instruments classified: **R S**

Note: Non-precipitating solutions up to 1.7 g/mL in density can be run in this rotor without a reduction in rotor speed. For speed reductions for CsCl prescription, refer to rotor manual.

Major applications: Separation of plasmid or mitochondrial DNA in CsCl gradients in 2.5 - 4 h.

Max. RPM	Max. g	k Factor	Number of Tubes Volume/Size	Rotor Capacity
100 000	750 000	8	8 x 5.1mL ½ x 2 in 13 x 51 mm	40.8 mL

**No. 365898.** NVT 100 Rotor Package with 12 each 342882 Rotor Plug Gaskets, 1 each 342705 Vise Assembly, 367084 Vise Adapter Assembly, 858121 Torque Wrench, 976959 Torx Wrench Adapter, 306812 Spinkote Lubricant, and 2 each 363304 Overspeed Disks.

**No. 360979.** Quick-Seal Tube Kit with 4 boxes 342412 Quick-Seal Polypropylene Tubes, 8 Spacers 342883, 1 Tube Rack 348122, and 1 Tube Extraction Tool 361668 (Cordless Tube Topper Kit required, see Tools, Accessories, and Supplies).

### Tubes and Bottles

Tube Style/Material	Vol. (mL) g-Max	Part No.	Quantity	Size (mm)	Spacers (qty. 1)	Floating Spacers (qty. 1)	g-Force	k Factor	Max. Speed
Quick-Seal	<b>2.0</b>	345829	50	13 x 25	<b>342883</b>	<b>345827</b>	750 000	6	100 000
Polypropylene	<b>2.0</b>	357325 <sup>5</sup>	50	13 x 25	<b>342883</b>	<b>345827</b>	750 000	6	100 000
	5.1	342412	50	13 x 51	342883	—	750 000	8	100 000

*Note: To help you locate g-Max tubes in the rotor listings, these tubes are highlighted with bold, italic type.*

<sup>5</sup> To simplify ordering, this g-Max Kit includes enough spacers to fill rotor, 50 tubes and required tools.

### Rotor Replacement Parts

- 342882 Gasket for Rotor Plug
- 363304 Overspeed Disk, 100 000 rpm
- 368545 Rotor Replacement Plug (single)
- 368546 Rotor Replacement Plugs with Gaskets (set of 8)
- 858121 Torque Wrench
- 976959 Torx Wrench Adapter

### Adapters/Spacers

342883

345827



NVT 90

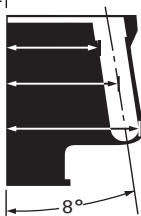


8 x 5.1 mL

NVT 90



Axis of Rotation

 $r_{\min}$  (52.4 mm) $r_{\text{av}}$  (61.8 mm) $r_{\max}$  (71.1 mm)**NVT Near-Vertical Tube Rotor, Titanium**For use in instruments classified: **H R S**

Note: Non-precipitating solutions up to 1.7 g/mL in density can be run in this rotor without a reduction in rotor speed. For speed reductions for CsCl prescription, refer to rotor manual.

Major applications: Separation of plasmid or mitochondrial DNA in CsCl gradients in 2.5 – 4 h.

Max. RPM	Max. g	k Factor	Number of Tubes Volume/Size	Rotor Capacity
90 000	645 000	10	8 x 5.1 mL ½ x 2 in 13 x 51 mm	40.8 mL

**No. 362752.** NVT 90 Rotor Package with 12 each 342882 Rotor Plug Gaskets, 1 each 342705 Vise Assembly, 858121 Torque Wrench, 976959 Torx Wrench Adapter, 306812 Spinkote Lubricant, and 2 each 355539 Overspeed Disks.

**No. 360970.** OptiSeal Tube Kit with 4 boxes 362185 OptiSeal Polypropylene Tubes, 8 Spacers 362198, 1 Tube Rack 361638, 1 Tube Extraction Tool 361668, and 1 Spacer Removal Tool 338765.

**No. 360979.** Quick-Seal Tube Kit with 4 boxes 342412 Quick-Seal Polypropylene Tubes, 8 Spacers 342883, 1 Tube Rack 348122, and 1 Tube Extraction Tool 361668 (Cordless Tube Topper Kit required, see Tools, Accessories, and Supplies).

**Tubes and Bottles**

Tube Style/Material	Vol. (mL) g-Max	Part No.	Quantity	Size (mm)	Spacers (qty. 1)	Floating Spacers (qty. 1)	g-Force	k Factor	Max. Speed
<b>OptiSeal Polypropylene</b>	4.9	362185	56	13 x 51	362198	—	645 000	10	90 000
<b>Quick-Seal Polypropylene</b>	<b>2.0</b>	345829	50	13 x 25	<b>342883</b>	<b>345827</b>	645 000	7	90 000
	<b>2.0</b>	357325 <sup>s</sup>	50	13 x 25	<b>342883</b>	<b>345827</b>	645 000	7	90 000
	5.1	342412	50	13 x 51	342883	—	645 000	10	90 000
<b>Quick-Seal Ultra-Clear</b>	5.1	344075	50	13 x 51	342883	—	645 000	10	90 000

Note: To help you locate g-Max tubes in the rotor listings, these tubes are highlighted with bold, italic type.

<sup>s</sup> To simplify ordering, this g-Max Kit includes enough spacers to fill rotor, 50 tubes, and required tools.

**Rotor Replacement Parts**

342882 Gasket for Rotor Plug  
 355539 Overspeed Disk, 90 000 rpm  
 368545 Rotor Replacement Plug (single)  
 368546 Rotor Replacement Plugs with Gaskets (set of 8)  
 858121 Torque Wrench  
 976959 Torx Wrench Adapter

**Adapters/Spacers**

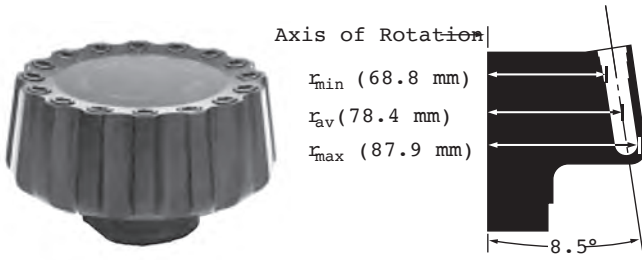
342883

345827

362198



1



**NVT Near-Vertical Tube Rotor, Titanium**

For use in instruments classified: **H R S**

Note: Solutions up to 1.7 g/mL in density can be run in this rotor without a reduction in rotor speed.

Major applications: Separation of plasmid, mitochondrial, or chromosomal DNA, proteoglycans, and lipoproteins.

Max. RPM	Max. g	k Factor	Number of Tubes Volume/Size	Rotor Capacity
65 000	416 000	15	16 x 5.1 mL ½ x 2 in 13 x 51 mm	81.6 mL

**No. 361073.** NVT 65.2 Rotor Package with 12 each 342882 Rotor Plug Gaskets, 1 each 342705 Vise Assembly, 858121 Torque Wrench, 976959 Torx Wrench Adapter, 306812 Spinkote Lubricant, and 2 each 330338 Overspeed Disks.

**No. 360972.** OptiSeal Tube Kit with 4 boxes 362185 OptiSeal Polypropylene Tubes, 16 Spacers 362198, 1 Tube Rack 361638, 1 Tube Extraction Tool 361668, and 1 Spacer Removal Tool 338765.

**No. 360977.** Quick-Seal Tube Kit with 4 boxes 342412 Quick-Seal Polypropylene Tubes, 16 Spacers 342883, 1 Tube Rack 348122, and 1 Tube Extraction Tool 361668 (Cordless Tube Topper Kit required, see Tools, Accessories, and Supplies).

**Tubes and Bottles**

Tube Style/Material	Vol. (mL) <i>g-Max</i>	Part No.	Quantity	Size (mm)	Spacers (qty. 1)	Floating Spacers (qty. 1)	g-Force	k Factor	Max. Speed
<b>OptiSeal Polypropylene</b>	4.9	362185	56	13 x 51	362198	—	416 000	15	65 000
<b>Quick-Seal Polypropylene</b>	<b>2.0</b>	345829	50	13 x 25	<b>342883</b>	<b>345827</b>	416 000	7	65 000
	<b>2.0</b>	357326 <sup>s</sup>	50	13 x 25	<b>342883</b>	<b>345827</b>	416 000	7	65 000
	5.1	342412	50	13 x 51	342883	—	416 000	15	65 000
<b>Quick-Seal Ultra-Clear</b>	5.1	344075	50	13 x 51	342883	—	416 000	15	65 000

Note: To help you locate *g-Max* tubes in the rotor listings, these tubes are highlighted with bold, italic type.

<sup>s</sup> To simplify ordering, this *g-Max* Kit includes enough spacers to fill rotor, 50 tubes and required tools.

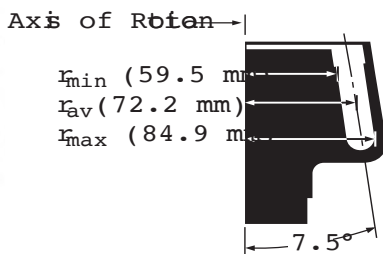
**Rotor Replacement Parts**

- 330338 Overspeed Disk, 65 000 rpm
- 342882 Gasket for Rotor Plug
- 368545 Rotor Replacement Plug (single)
- 368546 Rotor Replacement Plugs with Gaskets (set of 8)
- 858121 Torque Wrench
- 976959 Torx Wrench Adapter

**Adapters/Spacers**

342883      345827      362198





**NVT Near-Vertical Tube Rotor, Titanium**

For use in instruments classified: **H R S**

Note: Non-precipitating solutions up to 1.7 g/mL in density can be run in this rotor without a reduction in rotor speed.

Major applications: Separation of plasmid or mitochondrial DNA in CsCl gradients.

Max. RPM	Max. g	k Factor	Number of Tubes Volume/Size	Rotor Capacity
65 000	402 000	21	8 x 13.5 mL 5/8 x 3 in 16 x 76 mm	108 mL

**No. 362755.** NVT 65 Rotor Package with 12 each 349290 Rotor Plug Gaskets, 1 each 342705 Vise Assembly, 858121 Torque Wrench, 976959 Torx Wrench Adapter, 306812 Spinkote Lubricant, and 2 each 330338 Overspeed Disks.

**No. 360973.** OptiSeal Tube Kit with 4 boxes 362181 OptiSeal Polypropylene Tubes, 8 Spacers 362202, 1 Tube Rack 360538, 1 Tube Extraction Tool 361668, and 1 Spacer Removal Tool 338765.

**No. 360976.** Quick-Seal Tube Kit with 4 boxes 342413 Quick-Seal Polypropylene Tubes, 8 Spacers 349289, 1 Tube Rack 348123, and 1 Tube Extraction Tool 361668 (Cordless Tube Topper Kit required, see Tools, Accessories, and Supplies).

**Tubes and Bottles**

Tube Style/Material	Vol. (mL) <i>g-Max</i>	Part No.	Quantity	Size (mm)	Spacers (qty. 1)	Floating Spacers (qty. 1)	g-Force	k Factor	Max. Speed
<b>OptiSeal Polypropylene</b>	11.2	362181	56	16 x 70	362202	—	402 000	17	65 000
<b>Quick-Seal Polypropylene</b>	<b>6.3</b>	345830	50	16 x 45	<b>349289</b>	<b>349900</b>	402 000	8	65 000
	<b>6.3</b>	357335 <sup>5</sup>	50	16 x 45	<b>349289</b>	<b>349900</b>	402 000	8	65 000
	<b>8.0</b>	344621	50	16 x 58	<b>349289</b>	<b>356571</b>	402 000	11	65 000
	<b>8.0</b>	357337 <sup>5</sup>	50	16 x 58	<b>349289</b>	<b>356571</b>	402 000	11	65 000
	<b>10.0</b>	344622	50	16 x 67	<b>349289</b>	<b>349901</b>	402 000	15	65 000
	13.5	342413	50	16 x 76	349289	—	402 000	21	65 000
<b>Quick-Seal Ultra-Clear</b>	13.5	344322	50	16 x 76	349289	—	402 000	21	65 000

*Note: To help you locate g-Max tubes in the rotor listings, these tubes are highlighted with bold, italic type.*

<sup>5</sup> To simplify ordering, this g-Max Kit includes enough spacers to fill rotor, 50 tubes and required tools.

**Rotor Replacement Parts**

- 330338 Overspeed Disk, 65 000 rpm
- 349290 Gasket for Rotor Plug
- 368545 Rotor Replacement Plug (single)
- 392084 Rotor Replacement Plugs with Gaskets (set of 8)
- 858121 Torque Wrench
- 976959 Torx Wrench Adapter

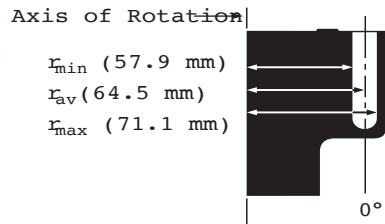
**Adapters/Spacers**

349900    349901    349289    356571    362202





1



**Vertical-Tube Rotor, Titanium**

For use in instruments classified: **H R S**

Note: Solutions up to 1.7 g/mL in density can be run in this rotor without reduction in rotor speed.

Major applications: High-speed density gradient separations.

Max. RPM	Max. g	k Factor	Number of Tubes Volume/Size	Rotor Capacity
90 000	645 000	6	8 x 5.1 mL ½ x 2 in 13 x 51 mm	40.8 mL

**No. 362751.** VTi 90 Rotor Package with 12 each 342882 Rotor Plug Gaskets, 1 each 342705 Vise Assembly, 858121 Torque Wrench, 976959 Torx Wrench Adapter, 306812 Spinkote Lubricant, and 2 each 355539 Overspeed Disks.

**No. 360970.** OptiSeal Tube Kit with 4 boxes 362185 OptiSeal Polypropylene Tubes, 8 Spacers 362198, 1 Tube Rack 361638, 1 Tube Extraction Tool 361668, and 1 Spacer Removal Tool 338765.

**No. 360979.** Quick-Seal Tube Kit with 4 boxes 342412 Quick-Seal Polypropylene Tubes, 8 Spacers 342883, 1 Tube Rack 348122, and 1 Tube Extraction Tool 361668 (Cordless Tube Topper Kit required, see Tools, Accessories, and Supplies).

**Tubes and Bottles**

Tube Style/Material	Vol. (mL) <i>g-Max</i>	Part No.	Quantity	Size (mm)	Spacers (qty. 1)	Floating Spacers (qty. 1)	g-Force	k Factor	Max. Speed
OptiSeal Polypropylene	4.9	362185	56	13 x 51	362198	—	645 000	6	90 000
Quick-Seal Polypropylene	<b>2.0</b>	357325 <sup>5</sup>	50	13 x 25	<b>342883</b>	<b>345827</b>	645 000	6	90 000
	<b>2.0</b>	345829	50	13 x 25	<b>342883</b>	<b>345827</b>	645 000	6	90 000
	5.1	342412	50	13 x 51	342883	—	645 000	6	90 000
Quick-Seal Ultra-Clear	5.1	344075	50	13 x 51	342883	—	645 000	6	90 000

Note: To help you locate g-Max tubes in the rotor listings, these tubes are highlighted with bold, italic type.

<sup>5</sup> To simplify ordering, this g-Max Kit includes enough spacers to fill rotor, 50 tubes and required tools.

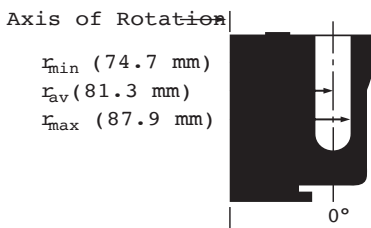
**Rotor Replacement Parts**

- 342882 Gasket for Rotor Plug
- 355539 Overspeed Disk, 90 000 rpm
- 368545 Rotor Replacement Plug (single)
- 368546 Rotor Replacement Plugs with Gaskets (set of 8)
- 858121 Torque Wrench
- 976959 Torx Wrench Adapter

**Adapters/Spacers**

342883      345827      362198





**Vertical-Tube Rotor, Titanium**

For use in instruments classified: **H R S**

Note: Solutions up to 1.7 g/mL in density can be run in this rotor without reduction in rotor speed.

Major applications: Isopycnic and rate-zonal centrifugation of small particles.

Max. RPM	Max. g	k Factor	Number of Tubes Volume/Size	Rotor Capacity
65 000	416 000	10	16 x 5.1 mL ½ x 2 in 13 x 51 mm	81.6 mL

**No. 362754.** VTi 65.2 Rotor Package with 12 each 342882 Rotor Plug Gaskets, 1 each 342705 Vise Assembly, 858121 Torque Wrench, 976959 Torx Wrench Adapter, 306812 Spinkote Lubricant, and 2 each 330338 Overspeed Disks.

**No. 360972.** OptiSeal Tube Kit with 4 boxes 362185 OptiSeal Polypropylene Tubes, 16 Spacers 362198, 1 Tube Rack 361638, 1 Tube Extraction Tool 361668, and 1 Spacer Removal Tool 338765.

**No. 360977.** Quick-Seal Tube Kit with 4 boxes 342412 Quick-Seal Polypropylene Tubes, 16 Spacers 342883, 1 Tube Rack 348122, and 1 Tube Extraction Tool 361668 (Cordless Tube Topper Kit required, see Tools, Accessories, and Supplies).

**Tubes and Bottles**

Tube Style/Material	Vol. (mL) g-Max	Part No.	Quantity	Size (mm)	Spacers (qty. 1)	Floating Spacers (qty. 1)	g-Force	k Factor	Max. Speed
OptiSeal Polypropylene	4.9	362185	56	13 x 51	362198	—	416 000	10	65 000
Quick-Seal Polypropylene	<b>2.0</b>	357326 <sup>5</sup>	50	13 x 25	<b>342883</b>	<b>345827</b>	416 000	10	65 000
	<b>2.0</b>	345829	50	13 x 25	<b>342883</b>	<b>345827</b>	416 000	10	65 000
	5.1	342412	50	13 x 51	342883	—	416 000	10	65 000
Quick-Seal Ultra-Clear	5.1	344075	50	13 x 51	342883	—	416 000	10	65 000

Note: To help you locate g-Max tubes in the rotor listings, these tubes are highlighted with bold, italic type.

<sup>5</sup> To simplify ordering, this g-Max Kit includes enough spacers to fill rotor, 50 tubes and required tools.

**Rotor Replacement Parts**

- 330338 Overspeed Disk, 65 000 rpm
- 342882 Gasket for Rotor Plug
- 368545 Rotor Replacement Plug (single)
- 368546 Rotor Replacement Plug Plugs with Gaskets (set of 8)
- 858121 Torque Wrench
- 976959 Torx Wrench Adapter

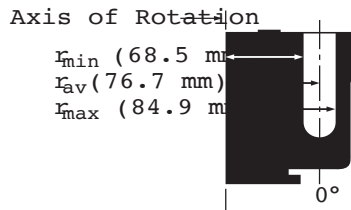
**Adapters/Spacers**

342883      345827      362198





1



**Vertical-Tube Rotor, Titanium**

For use in instruments classified: **H R S**

Note: Solutions up to 1.7 g/mL in density can be run in this rotor without reduction in rotor speed.

Major applications: Isopycnic and rate-zonal centrifugation of small particles.

Max. RPM	Max. g	k Factor	Number of Tubes Volume/Size	Rotor Capacity
65 000	402 000	13	8 x 13.5 mL 5/8 x 3 in 16 x 76 mm	108 mL

**No. 362759.** VTi 65.1 Rotor Package with 12 each 349290 Rotor Plug Gaskets, 1 each 342705 Vise Assembly, 858121 Torque Wrench, 976959 Torque Wrench, 306812 Spinkote Lubricant, and 2 each 330338 Over-speed Disks.

**No. 360973.** OptiSeal Tube Kit with 4 boxes 362181 OptiSeal Polypropylene Tubes, 8 Spacers 362202, 1 Tube Rack 360538, 1 Tube Extraction Tool 361668, and 1 Spacer Removal Tool 338765.

**No. 360976.** Quick-Seal Tube Kit with 4 boxes 342413 Quick-Seal Polypropylene Tubes, 8 Spacers 349289, 1 Tube Rack 348123, and 1 Tube Extraction Tool 361668 (Cordless Tube Topper Kit required, see Tools, Accessories, and Supplies).

**Tubes and Bottles**

Tube Style/Material	Vol. (mL) <i>g-Max</i>	Part No.	Quantity	Size (mm)	Spacers (qty. 1)	Floating Spacers (qty. 1)	g-Force	k Factor	Max. Speed
<b>OptiSeal Polypropylene</b>	11.2	362181	56	16 x 70	362202	—	402 000	13	65 000
<b>Quick-Seal Polypropylene</b>	<b>6.3</b>	357335 <sup>§</sup>	50	16 x 45	<b>349289</b>	<b>349900</b>	402 000	13	65 000
	<b>6.3</b>	345830	50	16 x 45	<b>349289</b>	<b>349900</b>	402 000	13	65 000
	<b>8.0</b>	344621	50	16 x 58	<b>349289</b>	<b>356571</b>	402 000	13	65 000
	<b>8.0</b>	357337 <sup>§</sup>	50	16 x 58	<b>349289</b>	<b>356571</b>	402 000	13	65 000
	<b>10.0</b>	344622	50	16 x 67	<b>349289</b>	<b>349901</b>	402 000	13	65 000
	13.5	342413	50	16 x 76	349289	—	402 000	13	65 000
<b>Quick-Seal Ultra-Clear</b>	13.5	344322	50	16 x 76	349289	—	402 000	13	65 000

*Note: To help you locate g-Max tubes in the rotor listings, these tubes are highlighted with bold, italic type.*

<sup>§</sup> To simplify ordering, this g-Max Kit includes enough spacers to fill rotor, 50 tubes and required tools.

**Rotor Replacement Parts**

- 330338 Overspeed Disk, 65 000 rpm
- 349290 Gasket for Rotor Plug
- 392083 Rotor Replacement Plug (single)
- 392084 Rotor Plugs with Gaskets, Torx (set of 8)
- 858121 Torque Wrench
- 976959 Wrench Adapter for Torx Plug

**Adapters/Spacers**

349900      349901      349289      356571      362202

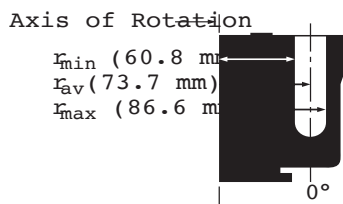


VTi 50



8 x 39 mL

VTi 50



**Vertical-Tube Rotor, Titanium**

For use in instruments classified: **H R S**

Note: Solutions up to 1.7 g/mL in density can be run in this rotor without reduction in rotor speed.

Major applications: Isopycnic and rate-zonal centrifugation.

Max. RPM	Max. g	k Factor	Number of Tubes Volume/Size	Rotor Capacity
50 000	242 000	36	8 x 39 mL 1 x 3½ in 25 x 89 mm	312 mL

**No. 362758.** VTi 50 Rotor Package with 12 each 340825 Rotor Plug Gaskets, 1 each 332688 Vise Assembly, 369791 Torque Wrench, 355588 Hex Plug Adapter, 306812 Spinkote Lubricant, and 2 each 330336 Overspeed Disks.

**No. 360975.** Quick-Seal Tube Kit with 4 boxes 342414 Quick-Seal Polypropylene Tubes, 10 Spacers 342417, 1 Tube Rack 348124, and 1 Tube Extraction Tool 361668 (Cordless Tube Topper Kit required, see Tools, Accessories, and Supplies).

**No. 360974.** OptiSeal Tube Kit with 4 boxes 362183 OptiSeal Polypropylene Tubes, 10 Spacers 362204, 1 Tube Rack 360542, and 1 Tube Extraction Tool 361668.

**Tubes and Bottles**

Tube Style/Material	Vol. (mL) <i>g-Max</i>	Part No.	Quantity	Size (mm)	Spacers (qty. 1)	Floating Spacers (qty. 1)	g-Force	k Factor	Max. Speed
<b>OptiSeal Polypropylene</b>	36.2	362183	56	25 x 87	362204	—	242 000	36	50 000
<b>Quick-Seal Polypropylene</b>	<b>15.0</b>	357344 <sup>§</sup>	50	25 x 38	<b>342417</b>	<b>343448</b>	242 000	36	50 000
	<b>15.0</b>	343664	50	25 x 38	<b>342417</b>	<b>343448</b> <sup>◇◇</sup>	242 000	36	50 000
	<b>27.0</b>	343665	50	25 x 64	<b>342417</b>	<b>343448</b>	242 000	36	50 000
	39.0	342414	50	25 x 89	342417	—	242 000	36	50 000
<b>Quick-Seal Ultra-Clear</b>	<b>15.0</b>	344324	50	25 x 38	<b>342417</b>	<b>343448</b> <sup>◇◇</sup>	242 000	36	50 000
	<b>27.0</b>	344323	50	25 x 64	<b>342417</b>	<b>343448</b>	242 000	36	50 000
	39.0	344326	50	25 x 89	342417	—	242 000	36	50 000

*Note: To help you locate g-Max tubes in the rotor listings, these tubes are highlighted with bold, italic type.*

<sup>§</sup> To simplify ordering, this g-Max Kit includes enough spacers to fill rotor, 50 tubes and required tools.

◇◇ Two required.

**Rotor Replacement Parts**

- 330336 Overspeed Disk, 50 000 rpm
- 340825 Gasket for Rotor Plug
- 355587 Rotor Plug, Hex Style (If replacing all rotor plugs, use Hex Style)
- 355588 Hex Plug-wrench Adapter
- 369791 Torque Wrench

**Adapters/Spacers**

342417

343448

362204



1



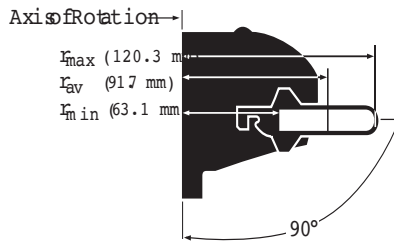
SW 60 Ti



6 x 4 mL

SW 60 Ti

1

**Swinging-Bucket Rotor, Titanium Head, and Buckets**For use in instruments classified: **H R S**

Major applications: Rate-zonal centrifugation of proteins and RNA, differential centrifugation of subcellular fractions.

Max. RPM	Max. g	k Factor	Number of Tubes Volume/Size	Rotor Capacity
60 000	485 000	45	6 x 4 mL 7/16 x 2 5/8 in 11 x 60 mm	24 mL

**No. 335650.** SW 60 Ti Rotor Package. Includes Rotor, 2 boxes 328874 Polypropylene Tubes, 2 boxes 344062 Ultra-Clear Tubes, 1 each 331313 Bucket Holder Rack, 306812 Spinkote Lubricant, 335148 Vacuum Grease, 331155 Overspeed Disk, and 24 each 868638 O-rings.

**No. 335649.** SW 60 Ti Rotor Assembly.

**Tubes and Bottles**

Tube Style/Material	Vol. (mL) g-Max	Part No.	Quantity	Size (mm)	Floating Spacers (qty. 1)	Adapters (qty. 6)	g-Force	k Factor	Max. Speed
Quick-Seal Polypropylene	<b>1.5</b>	344624	50	11 x 25	<b>344674</b>	—	485 000	24	60 000
	<b>1.5</b>	357323 <sup>5</sup>	50	11 x 25	<b>344674</b>	—	485 000	24	60 000
	<b>2.0</b>	344625	50	11 x 32	<b>344674</b>	—	485 000	29	60 000
	<b>2.0</b>	357324 <sup>5</sup>	50	11 x 32	<b>344674</b>	—	485 000	29	60 000
Quick-Seal Konical Polypropylene	<b>1.3</b>	358655	50	11 x 35	<b>344674</b>	<b>358152</b>	480 000	31	60 000
	<b>3.0</b>	358648	50	11 x 60	344674	358152	480 000	45	60 000
Thinwall Polypropylene	4.0	328874	50	11 x 60	—	—	485 000	45	60 000
Thinwall Konical Polypropylene	<b>1.5</b>	358117	50	11 x 35	—	<b>358152</b>	480 000	31	60 000
	<b>3.0</b>	358118	50	11 x 60	—	358152	480 000	45	60 000
Thickwall Polypropylene	3.0	355636	25	11 x 60	—	—	485 000	45	60 000
Thickwall Polycarbonate	3.0	355635	25	11 x 60	—	—	485 000	45	60 000
Ultra-Clear	4.0	344062	50	11 x 60	—	—	485 000	45	60 000

*Note:* To help you locate g-Max tubes in the rotor listings, these tubes are highlighted with bold, italic type.

<sup>5</sup> To simplify ordering, this g-Max Kit includes enough spacers to fill rotor, 50 tubes and required tools.

**Rotor Replacement Parts**

331155 Overspeed Disk, 60 000 rpm  
 331313 Bucket Holder Rack  
 332400 Rotor Stand  
 335645 Bucket Cap (each)  
 337943 Bucket Assembly, Titanium, with Caps and O-rings, matched set of 6  
 868638 O-ring for Bucket

**Adapters/Spacers**

344674

358152

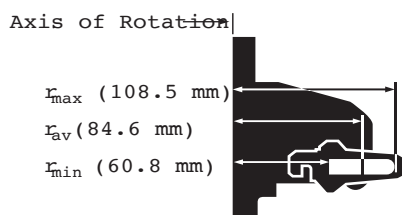


SW 55 Ti



6 x 5 mL

SW 55 Ti



### Swinging-Bucket Rotor, Titanium Head, and Buckets (red buckets)

For use in instruments classified: **H R S**

Major applications: Rate-zonal separations of small particles.

Max. RPM	Max. g	k Factor	Number of Tubes Volume/Size	Rotor Capacity
55 000	368 000	48	6 x 5 mL ½ x 2 in 13 x 51 mm	30 mL

**No. 342196.** SW 55 Ti Rotor Package. Includes Rotor, 2 boxes 326819 Polypropylene Tubes, 2 boxes 344057 Ultra-Clear Tubes, 1 each 330070 Hinge Pin Tool, 331313 Bucket Holder Rack, 306812 Spinkote Lubricant, 335148 Vacuum Grease, 328896 Overspeed Disk, and 24 each 824412 O-rings.

**No. 342194.** SW 55 Ti Rotor Assembly.

**No. 361661.** OptiSeal Tube Kit with 4 boxes 361627 OptiSeal Polypropylene Tubes, 6 Spacers 361678 (3 pkg of 2), 1 OptiSeal Tube Rack 361650, and 1 Tube Extraction Tool 361668.

#### Tubes and Bottles

Tube Style/Material	Vol. (mL) g-Max	Part No.	Quantity	Size (mm)	Floating Spacers (qty. 1)	Adapters (qty. 6)	g-Force	k Factor	Max. Speed
OptiSeal Polypropylene	3.3	361627	56	13 x 33	361678 <sup>§§</sup>	—	368 000	48	55 000
Quick-Seal Polypropylene	<b>2.0</b>	345829	50	13 x 25	<b>355535</b>	—	368 000	29	55 000
	<b>2.0</b>	357327 <sup>§</sup>	50	13 x 25	<b>355535</b>	—	368 000	29	55 000
Quick-Seal konical Polypropylene	3.2	358647	50	13 x 51	355535	358153	368 000	48	55 000
Thinwall Polypropylene	5.0	326819	50	13 x 51	—	—	368 000	48	55 000
Thinwall konical Polypropylene	3.0	358119	50	13 x 51	—	358153	368 000	48	55 000
Thickwall Polypropylene	3.5	349623	25	13 x 51	—	—	368 000	48	55 000
Thickwall Polycarbonate	3.5	349622	25	13 x 51	—	—	368 000	48	55 000
Ultra-Clear	0.8	344090	50	5 x 41	—	356860*	269 000	64	48 000
	5.0	344057	50	13 x 51	—	—	368 000	48	55 000

*Note: To help you locate g-Max tubes in the rotor listings, these tubes are highlighted with bold, italic type.*

<sup>§</sup> To simplify ordering, this g-Max Kit includes enough spacers to fill rotor, 50 tubes, and required tools.

<sup>§§</sup> Set of 2.

\* Adapter 305527 can be used for speed up to 25 000 rpm, set of 1.

#### Rotor Replacement Parts

328896 Overspeed Disk, 55 000 rpm  
 331313 Bucket Holder Rack  
 332400 Rotor Stand  
 342190 Bucket Cap (each)  
 342199 Bucket Assembly, Titanium, with Caps and O-rings, matched set of 6  
 824412 O-ring for Bucket

#### Adapters/Spacers

355535

356860

358153

361678



SW 41 Ti 

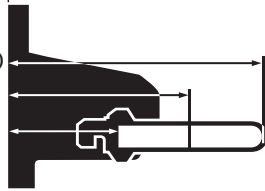
6 x 13.2 mL

SW 41 Ti

1



Axis of Rotation

 $r_{\max}$  (153.1 mm) $r_{\text{av}}$  (110.2 mm) $r_{\min}$  (67.4 mm)**Swinging-Bucket Rotor, Titanium Head, and Buckets (black buckets)**For use in instruments classified: **HRS**

Major applications: Rate-zonal and isopycnic centrifugation of viruses, rate-zonal centrifugation of RNA.

Max. RPM	Max. g	k Factor	Number of Tubes Volume/Size	Rotor Capacity
41 000	288 000	124	6 x 13.2 mL 5/16 x 3 1/2 in 14 x 89 mm	79.2 mL

**No. 331336.** SW 41 Ti Rotor Package. Includes Rotor, 2 boxes 331372 Polypropylene Tubes, 2 boxes 344059 Ultra-Clear Tubes, 1 each 330070 Hinge Pin Tool, 331313 Bucket Holder Rack, 306812 Spinkote Lubricant, 335148 Vacuum Grease, 330335 Overspeed Disk, and 24 each 331309 Gaskets for Buckets.

**No. 331362.** SW 41 Ti Rotor Assembly.

**Tubes and Bottles**

Tube Style/Material	Vol. (mL) g-Max	Part No.	Quantity	Size (mm)	Floating Spacers (qty. 1)	Adapters (qty. 6)	g-Force	k Factor	Max. Speed
<b>Quick-Seal Polypropylene</b>	<b>3.5</b>	355870	50	14 x 25	<b>355534</b>	—	288 000	27	41 000
<b>Quick-Seal Polypropylene</b>	<b>5.9</b>	355537	50	14 x 47	<b>355534</b>	—	288 000	55	41 000
<b>Quick-Seal konical Polypropylene</b>	<b>4.0</b>	358650	50	14 x 48	<b>355534</b>	<b>358154*</b>	288 000	57	41 000
<b>Thinwall Polypropylene</b>	<b>8.0</b>	358649	50	14 x 89	355534	358154*	288 000	124	41 000
<b>Thinwall Polypropylene</b>	<b>13.2</b>	331372	50	14 x 89	—	—	288 000	124	41 000
<b>Thinwall konical Polypropylene</b>	<b>10.0</b>	358120	50	14 x 89	—	358154*	284 000	124	41 000
<b>Ultra-Clear</b>	<b>13.2</b>	344059	50	14 x 89	—	—	288 000	124	41 000

*Note: To help you locate g-Max tubes in the rotor listings, these tubes are highlighted with bold, italic type.*

\* Recommend P/N 354468 Extractor Tool (konical tube adapters).

**Rotor Replacement Parts**

330335 Overspeed Disk, 41 000 rpm  
 331309 Gasket for Bucket  
 331763 Caps, matched set of 6  
 331313 Bucket Holder Rack  
 332400 Rotor Stand  
 333790 Bucket Assembly, Black Titanium, with Caps and Gaskets, matched set of 6

**Adapters/Spacers**

355534

358154



SW 40 Ti

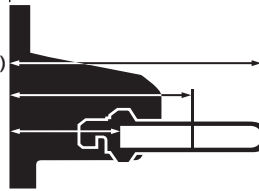


6 x 14 mL

SW 40 Ti



Axis of Rotation

 $r_{\max}$  (158.8 mm) $r_{\text{av}}$  (112.7 mm) $r_{\min}$  (66.7 mm)

### Swinging-Bucket Rotor, Titanium Head, and Buckets (red buckets)

For use in instruments classified: **H R S**

Major applications: Rate-zonal centrifugation of proteins, RNA and subcellular particles.

Max. RPM	Max. g	k Factor	Number of Tubes Volume/Size	Rotor Capacity
40 000	285 000	137	6 x 14 mL 5/16 x 3/4 in 14 x 95 mm	84 mL

**No. 331301.** SW 40 Ti Rotor Package. Includes Rotor, 2 boxes 331374 Polypropylene Tubes, 2 boxes 344060 Ultra-Clear Tubes, 1 each 330070 Hinge Pin Tool, 331313 Bucket Holder Rack, 306812 Spinkote Lubricant, 335148 Vacuum Grease, 330335 Overspeed Disk, and 24 each 331309 Gaskets for Buckets.

**No. 331302.** SW 40 Ti Rotor Assembly.

#### Tubes and Bottles

Tube Style/Material	Vol. (mL) <i>g-Max</i>	Part No.	Quantity	Size (mm)	Floating Spacers (qty. 1)	Adapters (qty. 6)	g-Force	k Factor	Max. Speed
Quick-Seal Polypropylene	<b>3.5</b>	355870	50	14 x 25	<b>355534</b>	—	285 000	35	40 000
	<b>5.9</b>	355537	50	14 x 47	<b>355534</b>	—	285 000	61	40 000
Quick-Seal konical Polypropylene	<b>4.0</b>	358650	50	14 x 48	<b>355534</b>	<b>358154*</b>	285 000	57	40 000
	<b>8.0</b>	358649	50	14 x 89	355534	358154*	285 000	130	40 000
Thinwall Polypropylene	14.0	331374	50	14 x 95	—	—	285 000	137	40 000
Thinwall konical Polypropylene	10.0	358120	50	14 x 89	—	358154*	285 000	124	40 000
	11.0	358121	50	14 x 95	—	358154*	285 000	137	40 000
Ultra-Clear	14.0	344060	50	14 x 95	—	—	285 000	137	40 000

*Note:* To help you locate *g-Max* tubes in the rotor listings, these tubes are highlighted with bold, italic type.

\* Recommend P/N 354468 Extractor Tool (konical tube adapters).

#### Rotor Replacement Parts

330335 Overspeed Disk, 40 000 rpm  
 331309 Gasket for Bucket  
 331313 Bucket Holder Rack  
 331763 Caps, matched set of 6  
 332400 Rotor Stand  
 333789 Bucket Assembly, Red Titanium, with Caps and Gaskets, matched set of 6

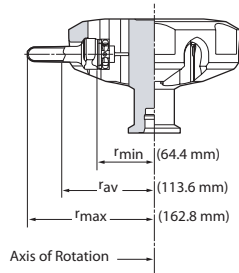
#### Adapters/Spacers

355534

358154



1

**Swinging-Bucket Rotor and Buckets, Titanium**For use in instruments classified: **H R S**

Major applications: Separation of subcellular particles and viruses in density gradients.

Max. RPM	Max. g	k Factor	Number of Tubes Volume/Size	Rotor Capacity
32 000	187 000	228	6 x 17 mL 5/8 x 4 in 16 x 102 mm	102 mL

**No. 369696.** SW 32.1 Ti Rotor Package. Includes Rotor, 2 boxes 337986 Polypropylene Tubes, 2 boxes 344061 Ultra-Clear Tubes, 1 each 331186 Bucket Holder Rack, 306812 Spinkote Lubricant, 335148 Vacuum Grease, 335456 Overspeed Disk, 978354 hooked O-ring Removal Tool, and 24 each 812715 O-rings.

**No. 369651.** SW 32.1 Ti Rotor Assembly.

**Tubes and Bottles**

Tube Style/Material	Vol. (mL) g-Max	Part No.	Quantity	Size (mm)	Floating Spacers (qty. 1)	Adapters (qty. 6)	g-Force	k Factor	Max. Speed
Quick-Seal	<b>4.2</b>	356562	50	16 x 38	<b>355579</b>	—	187 000	56	32 000
Polypropylene	<b>6.3</b>	345830	50	16 x 45	<b>355579</b>	—	187 000	79	32 000
	<b>8.0</b>	344621	50	16 x 58	<b>355579</b>	—	187 000	102	32 000
	<b>10.0</b>	344622	50	16 x 67	<b>355579</b>	—	187 000	133	32 000
	18.0	356291	50	16 x 102	355579	—	187 000	199	32 000
Quick-Seal Konical Polypropylene	12.5	358653	50	16 x 102	355579	358155	187 000	205	32 000
Thinwall Polypropylene	17.0	337986	50	16 x 102	—	—	187 000	228	32 000
Thinwall konical Polypropylene	14.5	358123	50	16 x 102	—	358155	187 000	225	32 000
Ultra-Clear	17.0	344061	50	16 x 102	—	—	187 000	228	32 000

*Note:* To help you locate g-Max tubes in the rotor listings, these tubes are highlighted with bold, italic type.

**Rotor Replacement Parts**

331186 Bucket Holder Rack  
 332400 Rotor Stand  
 335456 Overspeed Disk, 32 000 rpm  
 369645 Bucket Cap (each)  
 369693 Bucket Assembly, with Caps and O-rings, set of 6  
 812715 O-ring for Bucket

**Extra Buckets for the SW 32.1 Ti**

The buckets of the SW 32 can be used with the SW 32.1 rotor head.  
 369692 Bucket Assembly, with Caps and O-rings, set of 6

**Adapters/Spacers**

355579

358155



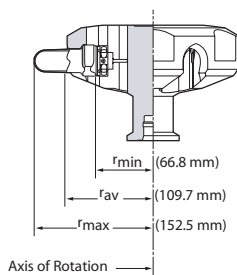
SW 32 Ti



6 x 38.5 mL

SW 32 Ti

1



### Swinging-Bucket Rotor and Buckets, Titanium

For use in instruments classified: **H R S**

Major applications: Separation of subcellular particles and viruses in density gradients.

Max. RPM	Max. g	k Factor	Number of Tubes Volume/Size	Rotor Capacity
32 000	175 000	204	6 x 38.5 mL 1 x 3.5 in 25 x 89 mm	231 mL

**No. 369694.** SW 32 Ti Rotor Package. Includes Rotor, 1 box 326823 Polypropylene Tubes, 2 boxes 344058 Ultra-Clear Tubes, 1 box 355631 Polycarbonate Tubes, 1 each 331186 Bucket Holder Rack, 306812 Spinkote Lubricant, 335148 Vacuum Grease, 335456 Overspeed Disk, 978354 hooked O-ring Removal Tool, and 24 each 812715 O-rings.

**No. 369650.** SW 32 Ti Rotor Assembly.

#### Tubes and Bottles

Tube Style/Material	Vol. (mL) g-Max	Part No.	Quantity	Size (mm)	Floating Spacers (qty. 1)	Adapters (qty. 6)	g-Force	k Factor	Max. Speed
OptiSeal Polypropylene	32.4	361625	56	25 x 77	392833 <sup>55</sup>	—	175 000	155	32 000
Quick-Seal Polypropylene Bell-Top	<b>15.0</b> <b>27.0</b> <b>33.5</b>	343664 343665 344623	50 50 50	25 x 38 25 x 64 25 x 83	<b>355536</b> <b>355536</b> <b>355536</b>	— — —	175 000 175 000 175 000	81 146 192	32 000 32 000 32 000
Quick-Seal konical Polypropylene Bell-Top	<b>8.4</b> <b>22.5</b> <b>28.0</b>	358652 358654 358651	50 50 50	25 x 38 25 x 76 25 x 83	<b>355536</b> <b>355536</b> <b>355536</b>	358156 358156 358156	175 000 175 000 175 000	74 155 198	32 000 32 000 32 000
Thinwall konical Polypropylene	25.5 31.5	358125 358126	50 50	25 x 76 25 x 89	— —	358156 358156	175 000 175 000	156 156	32 000 32 000
Thickwall Polypropylene	31.0	355642	25	25 x 89	—	—	175 000	198	32 000
Thinwall Polypropylene	38.5	326823	50	25 x 89	—	—	175 000	204	32 000
Thickwall Polycarbonate	31.0	355631	25	25 x 89	—	—	175 000	202	32 000
Ultra-Clear	38.5	344058	50	25 x 89	—	—	175 000	204	32 000

*Note: To help you locate g-Max tubes in the rotor listings, these tubes are highlighted with bold, italic type.*

<sup>55</sup> Set of 2.

#### Rotor Replacement Parts

331186 Bucket Holder Rack  
332400 Rotor Stand  
335456 Overspeed Disk, 32 000 rpm  
369643 Bucket Cap (each)  
369692 Bucket Assembly, with Caps and O-rings, set of 6  
812715 O-ring for Bucket

#### Extra Buckets for the SW 32 Ti

The buckets of the SW 32.1 can be used with the SW 32 rotor head.  
369693 Bucket Assembly, with Caps and O-rings, set of 6

#### Adapters/Spacers

355536

358156

392833





1

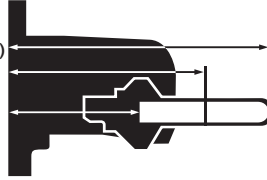


Axis of Rotation

$r_{max}$  (171.3 mm)

$r_{av}$  (122.1 mm)

$r_{min}$  (72.9 mm)



**Swinging-Bucket Rotor, Aluminum Head, and Titanium Buckets**

For use in instruments classified: **H R S**

Note: Zonal support band (if installed in centrifuge) must be removed before operating this rotor.

Major applications: Rate-zonal centrifugation of subcellular particles and viruses, rate-zonal centrifugation of subcellular fractions.

Max. RPM	Max. g	k Factor	Number of Tubes Volume/Size	Rotor Capacity
28 000	150 000	276	6 x 17 mL 5/8 x 4 in 16 x 102 mm	102 mL

**No. 342214.** SW 28.1 Rotor Package. Includes Rotor, 2 boxes 337986 Polypropylene Tubes, 2 boxes 344061 Ultra-Clear Tubes, 1 each 331186 Bucket Holder Rack, 306812 Spinkote Lubricant, 335148 Vacuum Grease, 342211 Overspeed Disk, and 24 each 815472 O-rings.

**No. 342216.** SW 28.1 Rotor Assembly.

**Tubes and Bottles**

Tube Style/Material	Vol. (mL) <i>g-Max</i>	Part No.	Quantity	Size (mm)	Floating Spacers (qty. 1)	Adapters (qty. 6)	g-Force	k Factor	Max. Speed
Quick-Seal Polypropylene	<b>4.2</b>	356562	50	16 x 38	<b>355579</b>	—	150 000	67	28 000
	<b>6.3</b>	345830	50	16 x 45	<b>355579</b>	—	150 000	99	28 000
	<b>8.0</b>	344621	50	16 x 58	<b>355579</b>	—	150 000	134	28 000
	<b>10.0</b>	344622	50	16 x 67	<b>355579</b>	—	150 000	160	28 000
	<b>18.0</b>	356291	50	16 x 102	355579	—	150 000	276	28 000
Quick-Seal Konical Polypropylene	12.5	358653	50	16 x 102	355579	358155	148 000	276	28 000
Thinwall Polypropylene	17.0	337986	50	16 x 102	—	—	150 000	276	28 000
Thinwall konical Polypropylene	14.5	358123	50	16 x 102	—	358155	148 000	276	28 000
Ultra-Clear	17.0	344061	50	16 x 102	—	—	150 000	276	28 000

*Note: To help you locate g-Max tubes in the rotor listings, these tubes are highlighted with bold, italic type.*

**Rotor Replacement Parts**

- 331186 Bucket Holder Rack
- 332400 Rotor Stand
- 342180 Bucket Cap (each)
- 342211 Overspeed Disk, 28 000 rpm
- 342212 Bucket Assembly, Titanium, with Caps and O-rings, matched set of 6
- 815472 O-ring for Bucket

**Extra Buckets for the SW 28.1**

The large-volume buckets of the SW 28 can be used with the SW 28.1 rotor head.

- 342217 Bucket Assembly SW 28, Titanium, with Caps and O-rings, matched set of 6

**Adapters/Spacers**

355579

358155

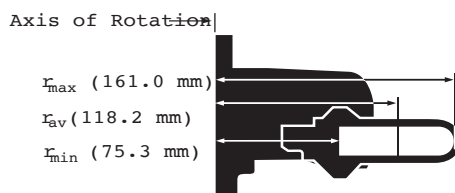


SW 28



6 x 38.5 mL

SW 28



### Swinging-Bucket Rotor, Aluminum Head, and Titanium Buckets

For use in instruments classified: **H R S**

Major applications: Differential centrifugation of subcellular fractions and viruses.

Max. RPM	Max. g	k Factor	Number of Tubes Volume/Size	Rotor Capacity
28 000	141 000	246	6 x 38.5 mL 1 x 3½ in 25 x 89 mm	231 mL

**No. 342204.** SW 28 Rotor Package. Includes Rotor, 2 boxes 326823 Polypropylene Tubes, 2 boxes 344058 Ultra-Clear Tubes, 1 each 331186 Bucket Holder Rack, 306812 Spinkote Lubricant, 335148 Vacuum Grease, 342211 Overspeed Disk, and 24 each 812715 O-rings.

**No. 342207.** SW 28 Rotor Assembly.

#### Tubes and Bottles

Tube Style/Material	Vol. (mL) g-Max	Part No.	Quantity	Size (mm)	Floating Spacers (qty. 1)	Adapters (qty. 6)	g-Force	k Factor	Max. Speed
OptiSeal Polypropylene	32.4	361625	56	25 x 77	392833 <sup>55</sup>	—	141 000	206	28 000
Quick-Seal Polypropylene Bell-Top	<b>15.0</b> <b>27.0</b> <b>33.5</b>	343664 343665 344623	50 50 50	25 x 38 25 x 64 25 x 83	<b>355536</b> <b>355536</b> <b>355536</b>	— — —	141 000 141 000 141 000	87 164 234	28 000 28 000 28 000
Quick-Seal konical Polypropylene Bell-Top	<b>8.4</b> <b>22.5</b> <b>28.0</b>	358652 358654 358651	50 50 50	25 x 38 25 x 76 25 x 83	<b>355536</b> <b>355536</b> <b>355536</b>	358156 358156 358156	141 000 141 000 141 000	87 206 234	28 000 28 000 28 000
Thinwall konical Polypropylene	25.5 31.5	358125 358126	50 50	25 x 76 25 x 89	— —	358156 358156	141 000 141 000	206 246	28 000 28 000
Thickwall Polypropylene	31.0	355642	25	25 x 89	—	—	141 000	246	28 000
Thinwall Polypropylene	38.5	326823	50	25 x 89	—	—	141 000	246	28 000
Thickwall Polycarbonate	31.0	355631	25	25 x 89	—	—	141 000	246	28 000
Ultra-Clear	38.5	344058	50	25 x 89	—	—	141 000	246	28 000

Note: To help you locate g-Max tubes in the rotor listings, these tubes are highlighted with bold, italic type.

<sup>55</sup> Set of 2.

#### Rotor Replacement Parts

331186 Bucket Holder Rack  
332400 Rotor Stand  
342179 Bucket Cap (each)  
342211 Overspeed Disk, 28 000 rpm  
342217 Bucket Assembly, Titanium, with Caps and O-rings, matched set of 6  
812715 O-ring for Bucket

#### Extra Buckets for the SW 28

The long slender buckets of the SW 28.1 can be used with the SW 28 rotor head.

342212 Bucket Assembly SW 28.1, Titanium, with Caps and O-rings, matched set of 6

#### Adapters/Spacers

355536

358156

392833





CF-32 Ti

430 mL

CF-32 Ti

1

**Continuous Flow Rotor, Titanium**For use in instruments classified: **H S**

Major applications: Isopycnic banding of viruses.

Max. RPM	Max. g	k Factor	Rotor Capacity
32 000	102 000	42	430 mL

**CF-32 Ti Rotor Kit****No. 350700** Basic Rotor Kit. Use with Optima X and L Series**No. 350867** CF-32 Rotor (Rotor, Lid, O-ring)**CF-32 Ti Rotor Packages (for field installation of Optima X and L Series instruments)**

Includes: Basic Rotor Kit, Door Kit, Adapter Bowl Assembly, and Vacuum Pump.

**A19656** CF-32 Rotor Package for Optima L Series, 60 Hz**A19655** CF-32 Rotor Package for Optima L Series, 50 Hz**B10406** CF-32 Rotor Package for Optima X Series, 60 Hz**B10463** CF-32 Rotor Package for Optima X Series, 50 Hz**CF-32 Ti Accessories****354474** Door Kit and Hardware for  
Optima L/XL Series**A95570** Door Kit and Hardware for  
Optima X Series**B10464** Adapter Bowl Kit for Optima X and  
L Series**358922** CF-32 Aspirator Vacuum Pump, 120 V**358923** CF-32 Aspirator Vacuum Pump, 220 V**961778** Vibration Mount, Optima (each; 3 needed)**355911** Vibration Mount, L/L2/L3/L5/L8 (set of 3)**354192** Standoff, CF-32 (sold in quantity of 1)

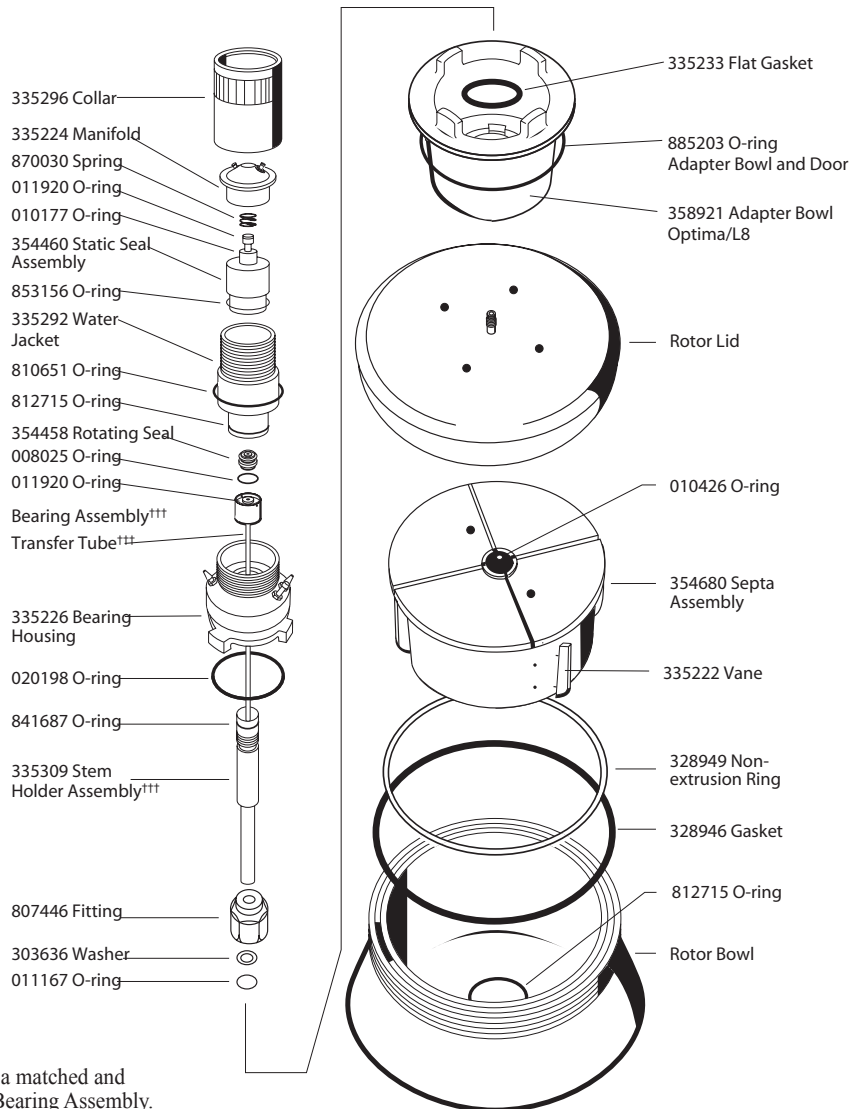
**Note:** A continuous-output gradient pump able to operate against a backpressure of 20 psi (138 kPa) is also required. The purchased pump must be able to provide a flow of up to 150 mL/min. (9 L/hr) and the pump head must accept 1/8-in. (3-mm) I.D. tubing. We recommend a Masterflex pump that can be purchased directly from the manufacturer:  
[www.masterflex.com](http://www.masterflex.com)

**Rotor Replacement Parts**

- 011167 O-ring for Stem Assembly
- 303636 Backup Washer (red fiber)
- 328946 Gasket for Rotor Lid
- 328949 Non-extrusion Ring
- 335222 Vane for Core
- 335303 Core Handle
- 335456 Overspeed Disk, 32 000 rpm
- 885203 Adapter Bowl O-ring
- 354680 Septa Assembly
- 807446 Fitting, Stainless Steel
- 841687 Small O-ring in Stem Assembly

**Seal Assembly Replacement Parts**

- 008025 O-ring under Rotating Seal (large)
- 010177 O-ring in Static Seal Assembly (medium)
- 011920 O-ring in Static Seal Assembly (small)
- 010426 O-ring in Rotating Seal (small)
- 020198 O-ring in Bearing Base
- 335233 Adapter Bowl Flat Gasket/Pad
- 354460 Static Seal Assembly
- 354458 Rotating Seal
- 853156 O-ring in Static Seal Assembly (large)
- 870030 Spring in Manifold
- 870315 O-ring in Manifold
- 354307 CF-32 Stem Assembly/Bearing Kit: Includes a matched and serialized set of Stem Holder Assembly and Bearing Assembly.



**Note:** The CF-32 Ti Rotor cannot be used in Beckman Coulter ultracentrifuges that have been modified with the Prep UV-Scanner or Schlieren accessories.

††† Available only as part of Stem Assembly/Bearing Kit, P/N 354307.

Ti-15

1675 mL

Ti-15

**Zonal Rotor, Titanium**For use in instruments classified: **H S**

Major applications: Rate-zonal centrifugation of subcellular particles.

Max. RPM	Max. g	Rotor Capacity	Typical Sample Volume	Particle Pathlength
32 000	102 000	1,675 mL	50-200 mL	7.5 cm

*Note: Solutions in the pH range of 4 to 10 can be used in this Titanium rotor.***No. 969312** Type Ti-15 Titanium Zonal Rotor and Lid with Standard Core**No. 969313** Type Ti-15 Titanium Zonal Rotor and Lid with B29 Core**No. 369622** Type Ti-15 Titanium Zonal Rotor and Lid without Core

All above include 332676 Push-Pull Cap and Spare Parts/Supplies – 335148 Vacuum Grease, 306812 Spinkote Lubricant, 2 extra 335456 Overspeed Disks, and O-rings. (Seal Assembly, Mounting Hardware, and Tool Kit also required.)

**Note:** A continuous-output gradient pump able to operate against a backpressure of 20 psi (138 kPa) is also required. The purchased pump must be able to provide a flow of up to 50 mL/min. (3 L/hr) and the pump head must accept 1/8-in. (3-mm) I.D. tubing. We recommend a Masterflex pump that can be purchased directly from the manufacturer:

[www.masterflex.com](http://www.masterflex.com)

**Replacement Parts for the Ti-15 Rotor and the Discontinued Al-15 Rotor**

328946	Rotor Gasket		
328949	Non-extrusion Ring		
332676	Push-Pull Cap		
333857	Rotor Core, Noryl		
	815472 O-ring, top of Rotor Core		
	011167 O-ring for Seal Fitting		
	812715 O-ring, bottom of Rotor Core		
	332682 Cone		
	011519 O-ring, interior of Cap		
	332691 Seal Fitting		
	012780 O-ring, visible, on Cap		
335456	Ti-15 Overspeed Disk, 32 000 rpm		
336821	Ti-15 Overspeed Disk, 29 000 rpm		

**Tool Kits/Additional Parts**

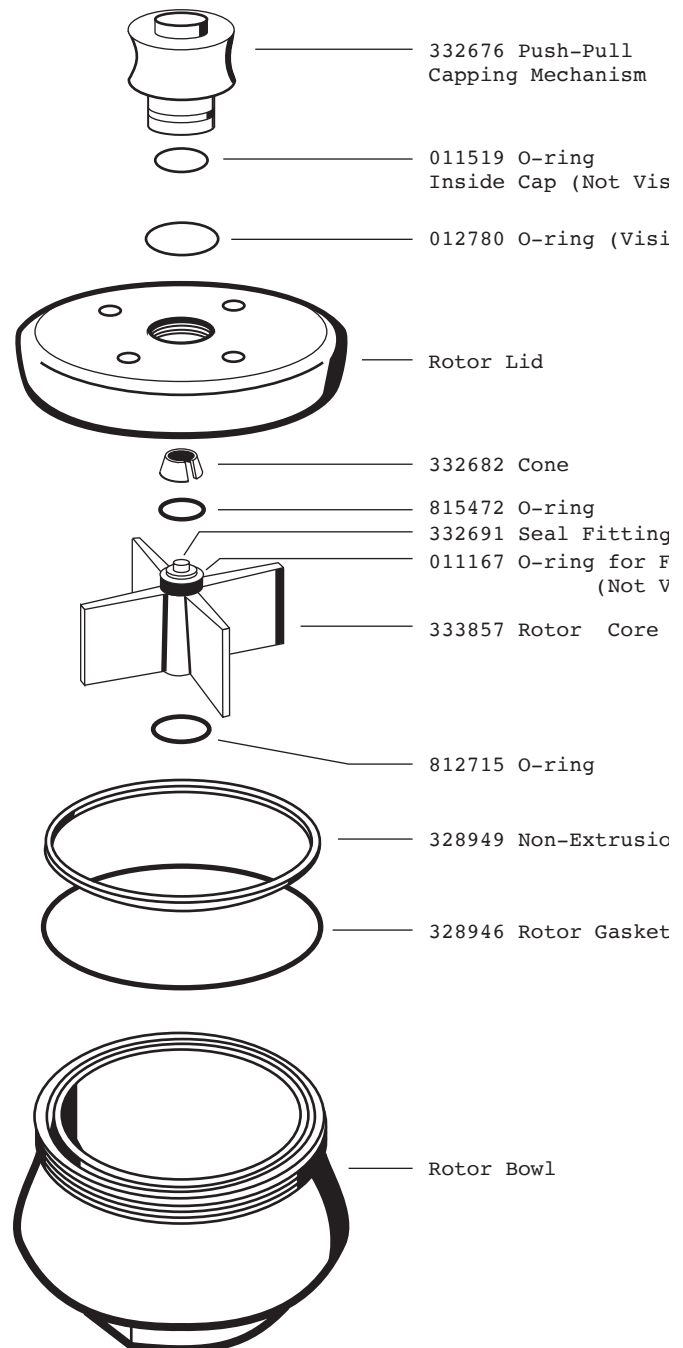
328917	Rotor Tool Kit	354192	Standoff (qty. 3 req'd for field installations)
332688	Rotor Vise		
332690	Spanner Wrench	961778	Vibe Mount (qty. 3 req'd for field installations)
333763	Tubing Removal Tool		
858532	Pliers		

**B-29 Type Core for Al/Ti-15 Rotors**

**No. 350474.** This core for introduction of sample solution and recovery of fractions from the edge as well as the center of the zonal rotor is readily interchangeable with the standard cores. The ability to load the zonal rotor from the edge can greatly facilitate flotation-type runs. Also isopycnic banding in cesium chloride can be economically extended to Titanium zonal rotors with the B-19 Type core.

**Reograd Type Core**

**No. 352125.** Gradient is loaded and unloaded while rotor is at rest. Gradient reorients during acceleration and reorients upon deceleration. Does not require zonal seal assembly or mounting hardware. The rotor is loaded using a special cap (supplied with the core) with inlet and outlet. The cap is replaced with the standard rotor cap for the run. This core is particularly useful for lipoprotein subfractionation.





**Zonal Rotor, Titanium**

DISCONTINUED 2006

For use in instruments classified: **H S**

Major applications: Rate-zonal centrifugation of subcellular particles, rate-zonal flotation of lipoproteins.

Max. RPM	Max. g	Rotor Capacity	Typical Sample Volume	Particle Pathlength
48 000	172 000	665 mL	20-50 mL	5.3 cm

*Note: Solutions in the pH range of 4 to 10 can be used in this Titanium rotor.*

**Replacement Parts for the Discontinued Ti-14 Rotor**

- 328945 Rotor Gasket
- 328948 Non-extrusion Ring
- 332676 Push-Pull Cap
- 333856 Rotor Core, Noryl
- 815472 O-ring, top of Rotor Core
- 011167 O-ring for Seal Fitting
- 858506 O-ring, bottom of Rotor Core
- 332682 Cone
- 332691 Seal Fitting
- 011519 O-ring, interior of Cap
- 012780 O-ring, visible, on Cap
- 330329 Ti-14 Overspeed Disk, 42 000 rpm
- 332619 Ti-14 Overspeed Disk, 48 000 rpm
- 332620 Ti-14 Overspeed Disk, 35 000 rpm

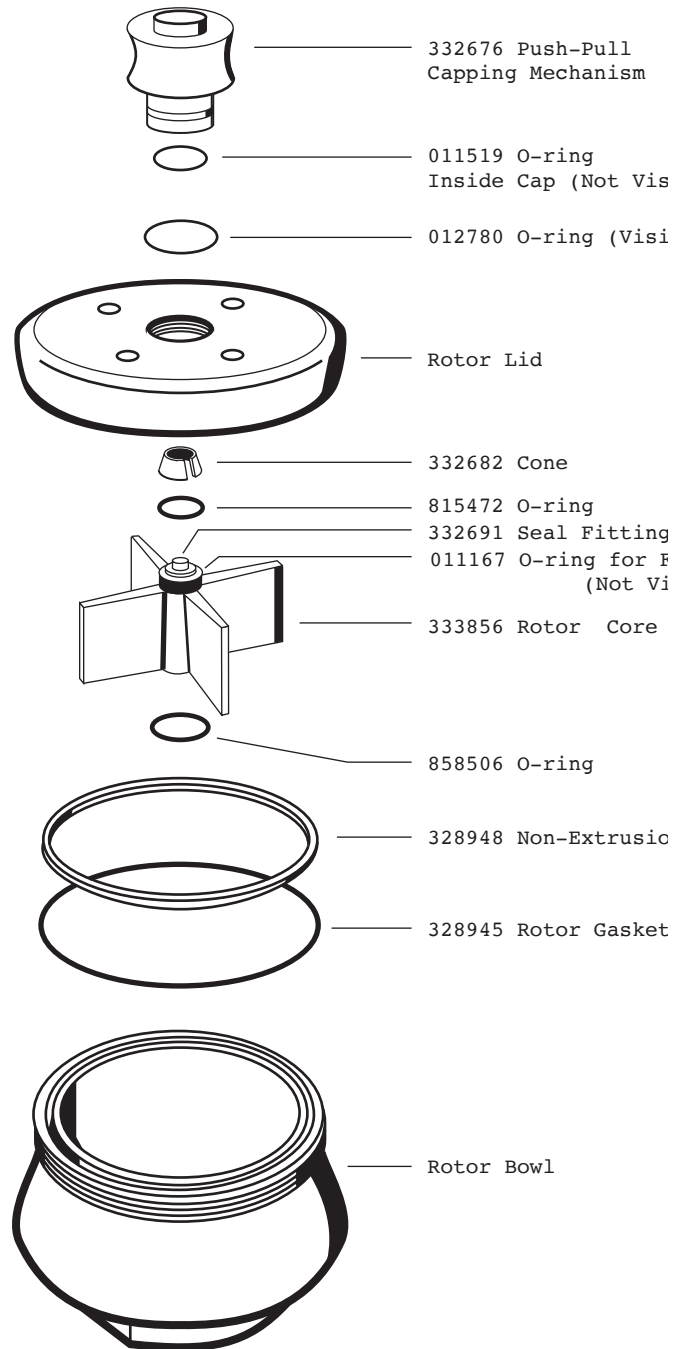
**Tool Kits**

- 328917 Rotor Tool Kit
- 332688 Rotor Vise
- 332690 Spanner Wrench
- 333763 Tubing Removal Tool
- 858532 Pliers

**B-29 Type Core for Ti-14 Rotors**

**No. 350473.** This core for introduction of sample solution and recovery of fractions from the edge as well as the center of the zonal rotor is readily interchangeable with the standard cores. The ability to load the zonal rotor from the edge can greatly facilitate flotation-type runs. Also, isopycnic banding in cesium chloride can be economically extended to Titanium zonal rotors with the B-29 Type Core.

**Note:** A continuous-output gradient pump able to operate against a backpressure of 20 psi (138 kPa) is also required. The purchased pump must be able to provide a flow of up to 25 mL/min. (1.5 L/hr) and the pump head must accept 1/8-in. (3-mm) I.D. tubing. We recommend a Masterflex pump that can be purchased directly from the manufacturer: [www.masterflex.com](http://www.masterflex.com)



# Seal Assembly

# Seal Assembly



## For Zonal Rotors

For use in instruments classified: **H S**

The Seal Assembly holds the lines through which fluids are introduced and withdrawn while the rotor is spinning at 2000 rpm. The assembly may be used with any of the Beckman Coulter zonal rotors in any Beckman Coulter preparative ultracentrifuge.

An order of a Seal Assembly should include three part numbers:

1. Seal Assembly, 334241
2. Tool Kit, 328917
3. Appropriate Mounting Hardware

If the Seal Assembly is to be used in more than one instrument, Mounting Hardware should be ordered for each instrument. If a Z-60 Rotor is to be run in an instrument in which the Ti-14 Rotor will be used, the 336830 Support Band Kit also should be ordered (no charge).

**Important Reminder:** Seal Assemblies for earlier zonal rotors cannot be used with the new rotors. To distinguish the new Seal Assembly from the earlier version, check the rotating and stationary seals; in the newer assembly, both seals are contained in a single unit, in the manifold assembly (see diagram).

### Mounting Hardware

337890 Hardware for any L8M, L8, Optima XL

Optimas with Ti 15 rotors require each of the following parts:

354192 Standoff (quantity required: 3)

961778 Vibe Mount (quantity required: 3)

We recommend the Cole Parmer #7520-40 Pump with #7015-21 Pump Head which can be purchased directly from the manufacturer:

[www.masterflex.com](http://www.masterflex.com)

### Installation Requirements

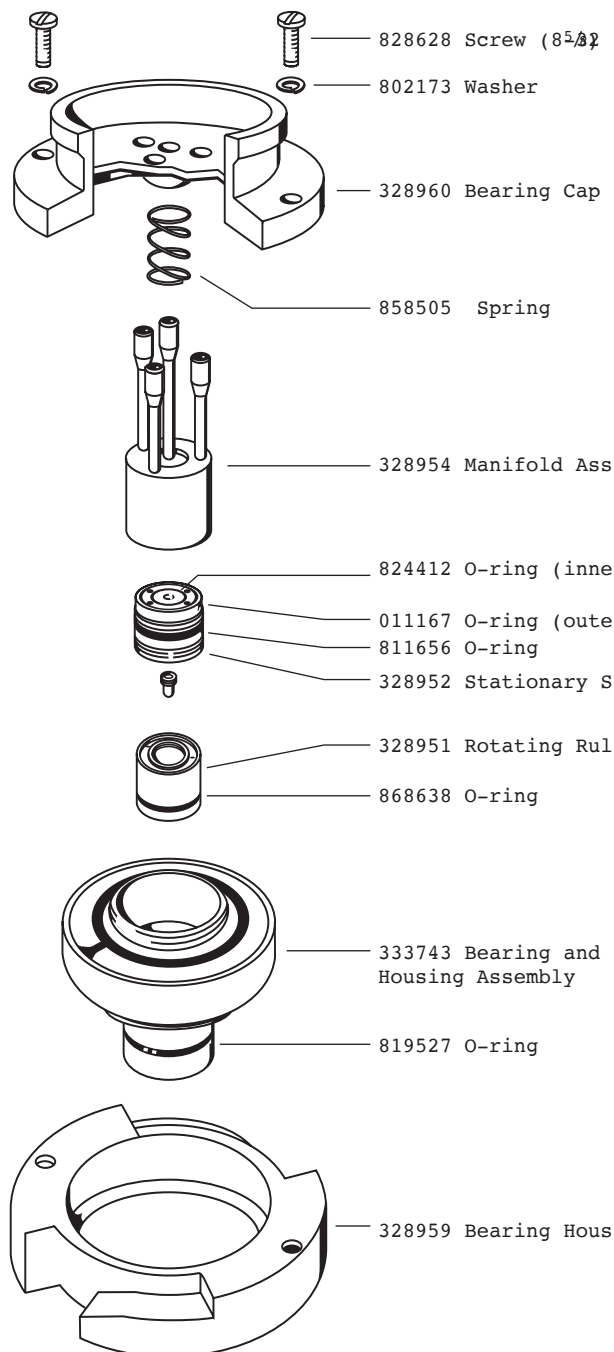
The Mounting Hardware will be installed by a Beckman Coulter Service Representative at no extra cost. In addition to the Gradient Pump, the following installation necessities not supplied by Beckman Coulter are needed: a syringe (50 or 100 mL) for introducing sample, and two hemostats or other clamping devices to shut off tubing lines when necessary.

### Replacement Parts for Seal Assembly

011167	O-ring, top of Stationary Seal
328951	Rotating Rulon Seal, for Seal Assembly
328952	Stationary Seal, two-piece construction
332618	Seal Disassembly Tool
333743	Bearing and Assembly
802173	Washer, for Bearing Cup
811656	O-ring, outer perimeter, Stationary Seal
819527	O-ring, for Bearing Assembly
824412	O-ring, center top of Stationary Seal
828628	Screw, for Bearing Cup
868638	O-ring, for Rotating Seal
858505	Spring, for Seal Assembly
328954	Manifold

### Tool Kits

















328917	Rotor Tool Kit
332688	Rotor Vise
332690	Spanner Wrench
333763	Tubing Removal Tool
858532	Pliers



# Ultracentrifugation

1

## Quick-Reference Guide to Rotor Specifications and Tabletop Ultracentrifuge Compatibility

Rotor	Max. RPM	Max. g	k Factor	No. of Tubes x Nominal Tube Volume (mL)	Nominal Rotor Capacity (mL)	For Use in Instruments
TLA-120.2 <sup>Ⓢ</sup> 	120 000	627 000	16	10 x 2.0	20	TL-100, Optima TL, Optima TLX, Optima MAX-XP, Optima MAX-TL
TLA-120.1 	120 000	627 000	8	14 x 0.5	7	TL-100, Optima TL, Optima TLX, Optima MAX-XP, Optima MAX-TL
TLA-110 <sup>Ⓢ</sup> 	110 000	657 000	13	8 x 5.1	40.8	TL-100, Optima TL, Optima TLX, Optima MAX-XP, Optima MAX-TL
TLA-100.3 	100 000	541 000	14	6 x 3.5	21	TL-100, Optima TL, Optima TLX, Optima MAX-XP, Optima MAX-TL
TLA-100 	100 000	436 000	7	20 x 0.2	4	TL-100, Optima TL, Optima TLX, Optima MAX-XP, Optima MAX-TL
TLA-55 <sup>Ⓢ</sup> 	55 000	186 000	66	12 x 1.5	18	TL-100, Optima TL, Optima TLX, Optima MAX-XP, Optima MAX-TL
TLS-55 	55 000	259 000	50	4 x 2.2	8.8	TL-100, Optima TL, Optima TLX, Optima MAX-XP, Optima MAX-TL
TLN-120 	120 000	585 000	7	8 x 1.2	9.6	TL-100, Optima TL, Optima TLX, Optima MAX-XP, Optima MAX-TL
TLN-100 	100 000	450 000	14	8 x 3.9	31.2	TL-100, Optima TL, Optima TLX, Optima MAX-XP, Optima MAX-TL
MLA-150 	150 000	1 003 000	10.4	8 x 2.0	16	Optima MAX-XP
MLA-130 	130 000	1 019 000	8.7	10 x 2.0	20	Optima MAX-XP
MLA-80 	80 000	444 000	29	8 x 8	64	Optima MAX-XP
MLA-55 	55 000	287 000	53	8 x 13.5	108	Optima MAX-XP
MLA-50 	50 000	233 000	92	6 x 32.4	194.4	Optima MAX-XP
MLS-50 	50 000	268 000	71	4 x 5	20	Optima MAX-XP
MLN-80 	80 000	389 000	20	8 x 8	64	Optima MAX-XP
A-110	110 000	199 000	9	6 x 180 µL	1 080 µL	Airfuge
A-100/30	92 000	167 000	19	6 x 240 µL	1 440 µL	Airfuge
A-100/18	95 000	148 000	12	6 x 175 µL	1 050 µL	Airfuge
A-95	95 000	178 000	19	4 x 450 µL	1 800 µL	Airfuge
ACR-90	90 000	122 000	45	NA	3.5 mL	Airfuge
Batch Rotor	90 000	132 000	55	NA	7 mL	Airfuge
EM-90	90 000	118 000	NA	6 x 100 µL	600 µL	Airfuge

<sup>Ⓢ</sup> This rotor has been tested to demonstrate containment of microbiological aerosols only while operating within the associated Beckman Coulter centrifuge.

# Ultracentrifugation

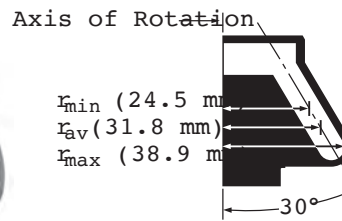
1

## Beckman Coulter Tabletop Rotors by Use\*

Bioseparation	Specific Application	MLA-150	MLA-130	TLA-120.2	TLA-120.1	TLA-110	TLA-100.3	TLA-100	MLA-80	MLA-55	TLA-55	MLA-50	TLA-55	MLS-50	TLN-120	TLN-100	MLN-80
Separation of Subcellular Particles	Largest Volume for Pelleting					●			●	●		●		●			●
	Fastest Pelleting	●	●	●	●	●	●	●	●	●	●	●	●		●	●	●
	Largest Volume Rate-Zonal Separation					●			●	●		●		●	●	●	●
	Fastest Rate-Zonal Separation	●	●	●			●										
Separation of Viruses and Viral Particles	Largest Volume for Pelleting					●			●	●		●		●			●
	Fastest Pelleting	●	●	●	●	●	●	●	●	●	●	●	●		●	●	●
	Largest Volume Rate-Zonal Separation					●			●	●		●		●		●	●
	Fastest Rate-Zonal Separation	●	●	●										●		●	●
Rate-Zonal Separation of Proteins in Sucrose Gradient	Fastest Separation	●	●	●			●									●	●
	Largest Volume					●			●	●		●		●			●
	Largest Number of Samples		●	●							●						
	Greatest Interband Distance					●			●	●		●	●	●			
Separation of Lipoproteins	Fastest Differential Flotation				●		●										
	Largest Number for Differential Flotation				●		●										
	Largest Volume for Differential Flotation					●		●	●		●			●			●
	Greatest Interband Space					●		●	●		●	●	●	●			●
Pelleting RNA Through a CsCl Gradient	Fastest Separation	●	●	●		●	●		●	●			●	●	●	●	●
	Largest Volume					●			●	●		●		●		●	●
Isopycnic Separation of Plasmid DNA	Fastest Separation	●	●	●		●	●		●	●			●	●	●	●	●
	Greatest Interband Distance					●			●	●		●	●	●		●	●
	Largest Volume					●			●	●		●		●		●	●

\*Selected rotor has the capability (RCF, volume, labware) to accommodate the application, but may not be the most optimal/efficient choice for the specific application.

1

**Fixed-Angle Rotor, Titanium**

For use in the TL-100, Optima TL, Optima TLX, Optima MAX-XP and Optima MAX-TL ultracentrifuges.

Major applications: Pelleting of subcellular fractions in 5-30 minutes, plasmid DNA separation in 3 hours.

Max. RPM	Max. g	k Factor	Number of Tubes Volume/Size	Rotor Capacity
120 000	627 000	16	10 x 2.0 mL 11 x 34 mm	20 mL

**No. 357656.** TLA-120.2 Fixed-Angle Rotor Package. Includes BioCertified Rotor, 1 box 343778 Thickwall Polycarbonate Tubes, 1 each 348305 Tube Rack, 346133 Rotor Vise/Stand, 927208 Hemostats, 824412 and 854519 O-rings, 306812 Spinkote Lubricant, and 355148 Vacuum Grease.

**No. 362046.** TLA-120.2 Fixed-Angle Rotor Assembly.

**Tubes and Bottles**

Tube Style/Material	Vol.(mL) g-Max	Part No.	Quantity	Size (mm)	Floating Spacers (qty. 1)	Adapters (qty. 1)	g-Force	k Factor	Max. Speed
Quick-Seal Polypropylene	<b>1.5</b>	344624	50	11 x 25	<b>344636</b>	—	627 000	14	120 000
Quick-Seal Polypropylene	2.0	344625	50	11 x 32	344674	—	627 000	16	120 000
Thickwall Polypropylene	1.0	347287	100	11 x 34	—	—	279 000	18	80 000
Thickwall Polycarbonate	1.0	343778	100	11 x 34	—	—	627 000	8	120 000

**Rotor Accessories**

- 301875 Spacer Removal Tool
- 345531 Quick-Seal Starter Kit, 11 x 25 mm, 1.5 mL Tubes.  
Includes 10 each 344636 Spacers, box of 344624 Tubes and 8 each 344643 Adapters (349387 Tube Topper Rack required).
- 345532 Quick-Seal Starter Kit, 11 x 32 mm, 2.0 mL Tubes.  
Includes 10 each 367310 Spacers, box of 344625 Tubes and 8 each 344644 Adapters (349387 Tube Topper Rack required).
- 346133 Rotor Vise Assembly
- 348305 Tube Rack for 11-mm Tubes (included with Rotor Package)
- 349387 Tube Topper Rack for 11-mm Tubes
- 349487 Quick-Seal Tube Rack (Tube Rack Adapters required)<sup>√√</sup>
- 362100 Tube Rack Adapter (set/8) for sealing Tubes 344624\*
- 362101 Tube Rack Adapter (set/8) for sealing Tubes 344625\*
- 927208 Hemostats, 6-in. curved

*Note: To help you locate g-Max tubes in the rotor listings, these tubes are highlighted with bold, italic type.*

<sup>√√</sup> Required for obsolete Bench Quick Sealer.

\* This rotor has been tested to demonstrate containment of microbiological aerosols only while operating within the associated Beckman Coulter centrifuge.

**Rotor Replacements Parts**

- 349318 Cap & Plunger Assembly
- 362048 Rotor Lid Assembly
- 824412 O-ring (inner, Rotor Lid)
- 854519 O-ring (outer, Rotor Lid)

**Adapters/Spacers**

344636

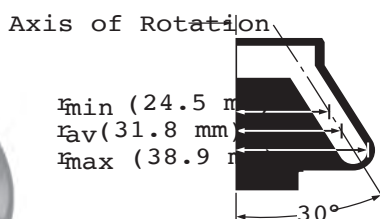
344674



TLA-120.1 

14 x 0.5 mL

TLA-120.1

**Fixed-Angle Rotor, Titanium**

For use in the TL-100, Optima TL, Optima TLX, Optima MAX-XP and Optima MAX-TL ultracentrifuges.

Major applications: Pelletting of subcellular fractions in 5-30 minutes; plasmid DNA separation in 3 hours.

Max. RPM	Max. g	k Factor	Number of Tubes Volume/Size	Rotor Capacity
120 000	627 000	8	14 x 0.5 mL 8 x 34 mm	7 mL

**No. 357655.** TLA-120.1 Fixed-Angle Rotor Package. Includes Rotor, 1 box 343776 Thickwall Polycarbonate Tubes, 1 each 348304 Tube Rack, 346133 Rotor Vise/Stand, 927208 Hemostats, 824412 and 854519 O-rings, 306812 Spinkote Lubricant, and 355148 Vacuum Grease.

**No. 362224.** TLA-120.1 Fixed-Angle Rotor Assembly.

**Tubes and Bottles**

Tube Style/Material	Vol.(mL)	Part No.	Quantity	Size (mm)	Floating Spacers	Adapters	g-Force	k Factor	Max. Speed
Thickwall Polypropylene	0.5	343777	100	8 x 34	—	—	279 000	18	80 000
Thickwall Polycarbonate	0.5	343776	100	8 x 34	—	—	627 000	8	120 000

**Rotor Accessories**

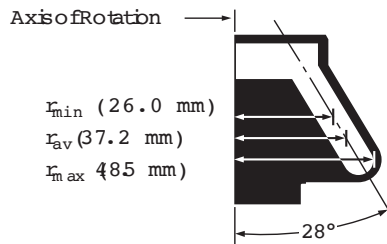
346133 Rotor Vise/Stand  
347404 Rotor Cleaning Brush  
348305 Tube Rack for 8-mm Tubes (included with Rotor Package)  
927208 Hemostats

**Rotor Replacement Parts**

349318 Cap & Plunger Assembly  
362225 Rotor Lid Assembly (O-rings not included)  
824412 O-ring (inner, Rotor Lid)  
854519 O-ring (outer, Rotor Lid)



1

**Fixed-Angle Rotor, Titanium**

For use in the TL-100, Optima TL, Optima TLX, Optima MAX-XP and Optima MAX-TL ultracentrifuges.

Major applications: Moderate volume differential sedimentation (pelleting) of subcellular organelles and viruses.

Max. RPM	Max. g	k Factor	Number of Tubes Volume/Size	Rotor Capacity
110 000	657 000	13	8 x 5.1 mL 13 x 56 mm	40.8 mL

**No. 366735.** TLA-110 Fixed-Angle Rotor Package. Includes BioCertified Rotor, 1 box of 361621 OptiSeal Tubes, 8 each 361676 Floating Spacers, 854519 and 824412 O-ring, 348122 Tube Rack, 927208 Hemostats, 306812 Spinkote Lubricant, and 335148 Vacuum Grease.

**No. 366730.** TLA-110 Fixed-Angle Rotor Assembly.

**Tubes and Bottles**

Tube Style/Material	Vol.(mL)	Part No.	Quantity	Size (mm)	Floating Spacers (qty. 8)	Adapters (qty. 8)	g-Force	k Factor	Max. Speed
OptiSeal Polypropylene Bell Top	4.7	361621	56	13 x 48	361676 <sup>55</sup>	—	657 000	12	110 000
Quick-Seal Polypropylene Bell Top	2.0	345829	50	13 x 25	360270	—	657 000	5	110 000
	3.5	349621	50	13 x 32	360270	—	657 000	7	110 000
	5.1	362248	50	13 x 51	362307	—	657 000	13	110 000
Thickwall Polypropylene	3.2	362333	50	13 x 56	—	—	267 000	37	70 000
Thickwall Polycarbonate	3.2	362305	50	13 x 56	—	—	657 000	13	110 000
Microcentrifuge Polypropylene	1.5	357448	500	11 x 38	—	360951	206 000	19	70 000
Corning Screw Cap Polypropylene	1.5	***	—	n/a	—	393238	536 000	9	110 000

<sup>55</sup> Set of 2.

<sup>\*</sup> This rotor has been tested to demonstrate containment of microbiological aerosols only while operating within the associated Beckman Coulter centrifuge.

\*\*\* Corning P/N 430909. Commercially available product. Beckman Coulter does not sell Corning tubes.

**Rotor Accessories**

- 306812 Spinkote Lubricant (2 oz)
- 335148 Silicone Vacuum Grease
- 338765 Spacer Removal Tool for 3.5-mL and 2.0-mL Quick-Seal Tube Spacers
- 339555 Beckman Solution 555 (1 qt)
- 339558 Rotor Cleaning Kit
- 342025 Fraction Recovery System
- 345832 Tube Rack Adapter for 13 x 25 mm, 2.0-mL Quick-Seal Tubes for use in 349487 Tube Rack<sup>v</sup>
- 347404 Rotor Cleaning Brush
- 347828 Fraction Recovery System Adapter Kit for TL-series tubes
- 347960 Centri-Tube Slicer
- 348122 Tube Topper Rack for 13-mm Tubes (included in Rotor Package)
- 348299 CentriTube Slicer Replacement Blades (pkg of 10)
- 349487 Tube Rack for g-Max Quick-Seal Tubes<sup>v</sup>
- 354526 CentriTube Slicer Adapter for 13mm tubes
- 355582 Tube Rack Adapter for 13 x 32 mm, 3.5-mL Quick-Seal Tubes for use in 349487 Tube Rack<sup>v</sup>

- 355872 Tube Rack for 13-mm Tubes
- 358312 Quick-Seal Cordless Tube Topper Kit, 60 Hz
- 358313 Quick-Seal Cordless Tube Topper Kit, 50 Hz (Europe)
- 358314 Quick-Seal Cordless Tube Topper Kit, 50 Hz (Great Britain)
- 358315 Quick-Seal Cordless Tube Topper Kit, 50 Hz (Australia)
- 361638 OptiSeal Tube Rack Assembly
- 361668 Tube Removal Tool
- 927208 Hemostats, 6-in. curved
- 961519 Hemostat, 6 in. straight

<sup>v</sup> Required for obsolete Bench Quick Sealer.

**Rotor Replacement Parts**

- 346133 Rotor Vise
- 347903 Spring
- 349477 Cap & Plunger Assembly
- 366732 Rotor Lid Assembly
- 824412 O-ring (inner, Rotor Lid)
- 854519 O-ring (outer, Rotor Lid)

**Adapters/Spacers**

360270    360951    361676    362307    393238

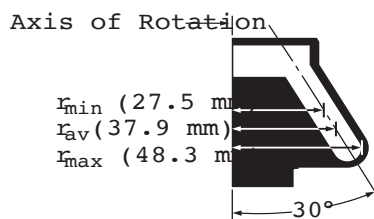


Adapter for Corning Screw Cap Tube (Corning P/N 430909).

TLA-100.3 

6 x 3.5 mL

TLA-100.3

**Fixed-Angle Rotor, Titanium**

For use in the TL-100, Optima TL, Optima TLX, Optima MAX-XP and Optima MAX-TL ultracentrifuges.

Note: Non-precipitating solutions up to 1.7 g/mL in density can be run in this rotor without a reduction in rotor speed.

Major applications: Pelleting of subcellular fractions in 5-30 minutes; pelleting RNA in 1-2 hours; plasmid DNA separation in 6 hours.

Max. RPM	Max. g	k Factor	Number of Tubes Volume/Size	Rotor Capacity
100 000	541 000	14	6 x 3.5 mL 13 x 51 mm	21 mL

No. 349481. TLA-100.3 Fixed-Angle Rotor Assembly.

No. 349490. TLA-100.3 Fixed-Angle Rotor Package. Includes Rotor, 1 box 349622 Thickwall Polycarbonate Tubes, 1 box 349623 Thickwall Polypropylene Tubes, 1 each 355919 (pkg. of 6) Spacers for 1.5 mL Microcentrifuge Tubes, 355872 Tube Rack, 824412 and 854521 O-rings, 927208 Hemostats, 346133 Rotor Vise/Stand, 306812 Spinkote Lubricant, and 335148 Vacuum Grease.

**Tubes and Bottles**

Tube Style/Material	Vol. (mL) g-Max	Part No.	Quantity	Size (mm)	Required Caps/ Spacers (qty. 6)	Required Adapters (qty. 6)	g-Force	k Factor	Max. Speed
Quick-Seal	<b>2.0</b>	345829	50	13 x 25	<b>360270</b> <sup>◇◇</sup>	—	541 000	11	100 000
Polypropylene	3.5	349621	50	13 x 32	355937	—	541 000	14	100 000
Thickwall Polypropylene	3.0	349623	25	13 x 51	—	—	265 000	34	70 000
Thickwall Polycarbonate	3.0	349622	25	13 x 51	—	—	541 000	16	100 000
Microcentrifuge Polypropylene	1.5	357448	500	11 x 38	—	355919	245 000	24	70 000

Note: To help you locate g-Max tubes in the rotor listings, these tubes are highlighted with bold, italic type.

◇◇ Package of 8.

**Rotor Accessories**

306812 Spinkote Lubricant (2 oz)  
 335148 Silicone Vacuum Grease  
 338765 Spacer Removal Tool for 3.5-mL and 2.0-mL Quick-Seal Tube Spacers  
 339555 Beckman Solution 555 (1 qt)  
 339558 Rotor Cleaning Kit  
 342025 Fraction Recovery System  
 345832 Tube Rack Adapter for 13 x 25 mm, 2.0-mL Quick-Seal Tubes for use in 349487 Tube Rack<sup>∇∇</sup>  
 347404 Rotor Cleaning Brush  
 347828 Fraction Recovery System Adapter Kit for TL-series tubes  
 347960 Centri-Tube Slicer  
 348122 Tube Topper Rack for 13-mm Tubes  
 348299 CentriTube Slicer Replacement Blades (pkg of 10)  
 349487 Tube Rack for Quick-Seal Tube Sealer, 8-place (Adapters required)<sup>∇∇</sup>  
 354526 CentriTube Slicer Adapter for 13mm tubes  
 355582 Tube Rack Adapter for 13 x 32 mm, 3.5-mL Quick-Seal Tubes for use in 349487 Tube Rack<sup>∇∇</sup>  
 355872 Tube Rack for 13-mm Tubes (included in Rotor Package)  
 358312 Quick-Seal Cordless Tube Topper Kit, 60 Hz

358313 Quick-Seal Cordless Tube Topper Kit, 50 Hz (Europe)  
 358314 Quick-Seal Cordless Tube Topper Kit, 50 Hz (Great Britain)  
 358315 Quick-Seal Cordless Tube Topper Kit, 50 Hz (Australia)  
 361668 Tube Removal Tool  
 927208 Hemostat, 6 in. curved  
 961519 Hemostat, 6 in. straight

∇∇ Required for obsolete Bench Quick Sealer.

**Rotor Replacement Parts**

346133 Rotor Vise  
 347903 Spring  
 349477 Cap & Plunger Assembly  
 349478 Rotor Lid Assembly  
 824412 O-ring (inner, Rotor Lid)  
 854521 O-ring (outer, Rotor Lid)

**Adapters/Spacers**

355919    355937    360270



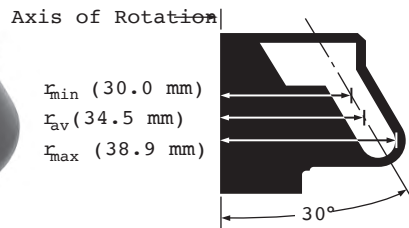
TLA-100



20 x 0.2 mL

TLA-100

1

**Fixed-Angle Rotor, Titanium**

For use in the TL-100, Optima TL, Optima TLX, Optima MAX-XP and Optima MAX-TL ultracentrifuges.

Note: Non-precipitating solutions up to 1.7 g/mL in density can be run in this rotor without a reduction in rotor speed.

Major applications: Pelleting of subcellular fractions; proteins; RNA.

Max. RPM	Max. g	k Factor	Number of Tubes Volume/Size	Rotor Capacity
100 000	436 000	7	20 x 0.2 mL 7 x 20 mm	4 mL

**No. 343837.** TLA-100 Fixed-Angle Rotor Package. Includes Rotor, 1 box 343775 Thickwall Polycarbonate Tubes, 1 each 348302 Tube Rack, 824412 and 824953 O-rings, 927208 Hemostats, 346133 Rotor Vise/Stand, 306812 Spinkote Lubricant, and 335148 Vacuum Grease.

**No. 343840.** TLA-100 Fixed-Angle Rotor Assembly.

**Tubes and Bottles**

Tube Style/Material	Vol.(mL)	Part No.	Quantity	Size (mm)	Floating Spacers (qty. 1)	Adapters (qty. 1)	g-Force	k Factor	Max. Speed
Thickwall Polypropylene	0.2	343621	100	7 x 20	—	—	279 000	10	80 000
Thickwall Polycarbonate	0.2	343775	100	7 x 20	—	—	436 000	7	100 000
Thickwall Cellulose Propionate	0.2	342303	100	7 x 20	—	—	184 000	16	65 000

**Rotor Accessories**

306812 Spinkote Lubricant (2 oz)  
 335148 Silicone Vacuum Grease  
 339555 Beckman Solution 555 (1 qt)  
 339558 Rotor Cleaning Kit  
 342025 Fraction Recovery System  
 347404 Rotor Cleaning Brush  
 347828 Fraction Recovery System Adapter Kit for TL-series tubes  
 347960 Centri-Tube Slicer  
 348299 CentriTube Slicer Replacement Blades (pkg of 10)  
 348302 Tube Rack for 7-mm Tubes (included with Rotor Package)  
 361668 Tube Removal Tool  
 927208 Hemostats, 6-in. curved  
 961519 Hemostat, 6 in. straight

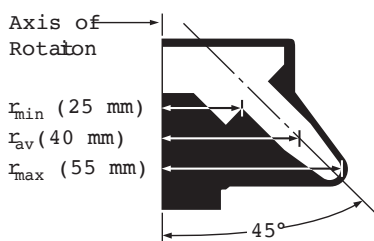
**Rotor Replacement Parts**

343845 Rotor Lid Assembly (O-rings not included)  
 346133 Rotor Vise  
 349318 Cap & Plunger Assembly  
 824412 O-ring (inner, Rotor Lid)  
 824953 O-ring (outer, Rotor Lid)

TLA-55<sup>≈</sup>

12 x 1.5 mL

TLA-55

**Fixed-Angle Rotor, Aluminum**

For use in the TL-100, Optima TL, Optima TLX, Optima MAX-XP and Optima MAX-TL ultracentrifuges.

Major applications: Rapid pelleting of nucleic acid precipitates in 1.5 mL tubes.

Max. RPM	Max. g	k Factor	Number of Tubes Volume/Size	Rotor Capacity
55 000	186 000	66	12 x 1.5 mL 11 x 38 mm	18 mL

**No. 366725.** TLA-55 Fixed-Angle Rotor Package. Includes BioCertified Rotor, 1 box 357448 Microcentrifuge Tubes, 1 each 824412 and 824644 O-rings, 348122 Tube Rack, 927208 Hemostats, 306812 Spinkote Lubricant and 335148 Vacuum Grease.

**Tubes and Bottles**

Tube Style/Material	Vol. (mL)	Part No.	Quantity	Size (mm)	Required Caps/Spacers (qty. 1)	Required Adapters (qty. 1)	g-Force	k Factor	Max. Speed
Microcentrifuge Polypropylene	1.5	357448	500	11 x 38	—	—	186 000	66	55 000

**Rotor Accessories**

347404 Rotor Cleaning Brush  
348122 Tube Rack  
927208 Hemostats, 6-in curved

**Rotor Replacement Parts**

349318 Cap & Plunger Assembly  
366722 Rotor Lid Assembly  
824412 O-ring (Inner, Rotor Lid)  
824644 O-ring (Outer, Rotor Lid)

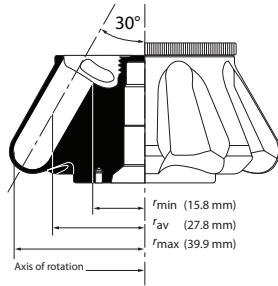
<sup>≈</sup> This rotor has been tested to demonstrate containment of microbiological aerosols only while operating within the associated Beckman Coulter centrifuge.

MLA-150 

8 x 2.0 mL

MLA-150

1

**Fixed-Angle Rotor, Titanium**

For use in the Optima MAX-XP ultracentrifuge.

Major applications: Rapid differential sedimentation (pelleting) of small particles such as subcellular organelles and viruses.

Max. RPM	Max. g	k Factor	Number of Tubes Volume/Size	Rotor Capacity
150 000	1 003 000	10.4*	8 x 2.0 mL 11 x 32 mm	16 mL

\* Based on cell hole dimensions. k-Factor = 4.58 if run with 1 mL sample and open top tube.

**No. 393490.** MLA-150 Rotor Package. Includes Rotor, 1 box 344625 Quick-Seal Polypropylene Tubes, 1 each 393570 (pkg of 8) Spacers, 349387 Tube Rack, 860218 O-ring, 927208 Hemostats, 306812 Spinkote Lubricant, and 335148 Vacuum Grease.

**No. 393489.** MLA-150 Fixed-Angle Rotor Assembly.

**Tubes and Bottles**

Tube Style/Material	Vol. (mL)	Part No.	Quantity	Size (mm)	Floating Spacers (qty. 8)	Adapters (qty. 1)	g-Force	k Factor	Max. Speed
Quick-Seal Polypropylene	1.5	344624	50	11 x 25	393570	—	989 000	6.2	150 000
Quick-Seal Polypropylene	2.0	344625	50	11 x 32	393570	—	989 000	8.0	150 000
Thickwall Polypropylene	1.0	347287	100	11 x 34	—	—	387 000	11.4	95 000
Thickwall Polycarbonate	1.0	343778	100	11 x 34	—	—	964 000	4.6	150 000

**Rotor Accessories**

306812 Spinkote Lubricant (2 oz)  
 335148 Silicone Vacuum Grease  
 339555 Beckman Solution 555 (1 qt)  
 339558 Rotor Cleaning Kit  
 342025 Fraction Recovery System  
 347404 Rotor Cleaning Brush  
 347828 Fraction Recovery System Adapter Kit for TL-series tubes  
 349387 Tube Topper Rack  
 358312 Quick-Seal Cordless Tube Topper Kit, 60 Hz  
 358313 Quick-Seal Cordless Tube Topper Kit, 50 Hz (Europe)  
 358314 Quick-Seal Cordless Tube Topper Kit, 50 Hz (Great Britain)  
 358315 Quick-Seal Cordless Tube Topper Kit, 50 Hz (Australia)  
 361668 Tube Removal Tool  
 927208 Hemostat, 6 in. curved  
 961519 Hemostat, 6 in. straight

**Rotor Replacement Parts**

393485 Rotor Lid Assembly  
 860218 O-ring for Lid

**Adapters/Spacers**


393570



MLA-130 

10 x 2.0 mL

MLA-130

**Fixed-Angle Rotor, Titanium**

For use in the Optima MAX-XP ultracentrifuge.

Major applications: Rapid differential sedimentation (pelleting) of small particles such as subcellular organelles and viruses.

Max. RPM	Max. g	k Factor	Number of Tubes Volume/Size	Rotor Capacity
130 000	1 019 000	8.7	10 x 2.0 mL 11 x 32 mm	20 mL

**No. 367114.** MLA-130 Fixed-Angle Rotor Package. Includes Rotor, 1 box 344625 Quick-Seal Polypropylene Tubes, 10 each 367310 Spacers, 1 each 349387 Tube Rack, 975001 O-ring, 927208 Hemostats, 306812 Spinkote Lubricant, and 335148 Vacuum Grease.

**No. 367120.** MLA-130 Fixed-Angle Rotor Assembly.

**Tubes and Bottles**

Tube Style/Material	Vol. (mL)	Part No.	Quantity	Size (mm)	Floating Spacers (qty. 1)	Adapters (qty. 1)	g-Force	k Factor	Max. Speed
Quick-Seal Polypropylene	1.5	344624	50	11 x 25	367310	—	1 019 000	7.0	130 000
Polypropylene	2.0	344625	50	11 x 32	367310	—	1 019 000	8.7	130 000
Thickwall Polypropylene	1.0	347287	100	11 x 34	—	—	390 000	23	80 000
Thickwall Polycarbonate	1.0	343778	100	11 x 34	—	—	1 019 000	5.8	130 000

**Rotor Accessories**

306812	Spinkote Lubricant (2 oz)
335148	Silicone Vacuum Grease
339555	Beckman Solution 555 (1 qt)
339558	Rotor Cleaning Kit
342025	Fraction Recovery System
347404	Rotor Cleaning Brush
347828	Fraction Recovery System Adapter Kit for TL-series tubes
349387	Tube Topper Rack
358312	Quick-Seal Cordless Tube Topper Kit, 60 Hz
358313	Quick-Seal Cordless Tube Topper Kit, 50 Hz (Europe)
358314	Quick-Seal Cordless Tube Topper Kit, 50 Hz (Great Britain)
358315	Quick-Seal Cordless Tube Topper Kit, 50 Hz (Australia)
361668	Tube Removal Tool
927208	Hemostat, 6 in. curved
961519	Hemostat, 6 in. straight

**Rotor Replacement Parts**

347373	Rotor Vise
367115	Rotor Lid
975001	O-ring for Lid

**Adapters/Spacers**

367310



MLA-80



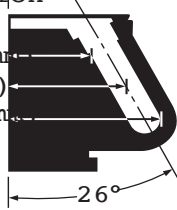
8 x 8 mL

MLA-80

1



Axis of Rotation

 $r_{\min}$  (29.5 mm) $r_{\text{av}}$  (45.7 mm) $r_{\max}$  (61.9 mm)**Fixed-Angle Rotor, Titanium**

For use in the Optima MAX-XP ultracentrifuge.

Major applications: Large volume differential sedimentation (pelleting) of subcellular organelles and viruses.

Max. RPM	Max. g	k Factor	Number of Tubes Volume/Size	Rotor Capacity
80 000	444 000	29	8 x 8 mL 16 x 64 mm	64 mL

**No. 367096.** MLA-80 Fixed-Angle Rotor Package. Includes Rotor, 1 box 344621 Quick-Seal Polypropylene Tubes, 10 each 367094 Spacers, 1 each 348123 Tube Rack, 927208 Hemostats, 338765 Spacer Removal Tool, 306812 Spinkote Lubricant, and 335148 Vacuum Grease.

**Tubes and Bottles**

Tube Style/Material	Vol. (mL)	Part No.	Quantity	Size (mm)	Required Caps/Spacers (qty. 1)	Required Adapters (qty. 1)	g-Force	k Factor	Max. Speed
Quick-Seal Polypropylene	4.2	356562	50	16 x 38	367094	—	444 000	18	80 000
	6.3	345830	50	16 x 45	367094	—	444 000	23	80 000
	8.0	344621	50	16 x 58	367094	—	444 000	29	80 000
Thickwall Polypropylene	6.5	355646	25	16 x 64	—	—	84 900	153	35 000
Thickwall Polycarbonate	6.5	355647	25	16 x 64	—	—	417 000	19	80 000

**Rotor Accessories**

306812 Spinkote Lubricant (2 oz)  
 335148 Silicone Vacuum Grease  
 338765 Floating Spacer Removal Tool  
 339555 Beckman Solution 555 (1 qt)  
 339558 Rotor Cleaning Kit  
 347404 Rotor Cleaning Brush  
 348123 Tube Topper Rack  
 358312 Quick-Seal Cordless Tube Topper Kit, 60 Hz  
 358313 Quick-Seal Cordless Tube Topper Kit, 50 Hz (Europe)  
 358314 Quick-Seal Cordless Tube Topper Kit, 50 Hz (Great Britain)  
 358315 Quick-Seal Cordless Tube Topper Kit, 50 Hz (Australia)  
 361668 Tube Removal Tool  
 927208 Hemostat, 6 in. curved  
 961519 Hemostat, 6 in. straight

**Rotor Replacement Parts**

346133 Rotor Vise  
 367089 Rotor Lid  
 892292 O-ring

**Adapters/Spacers**

367094

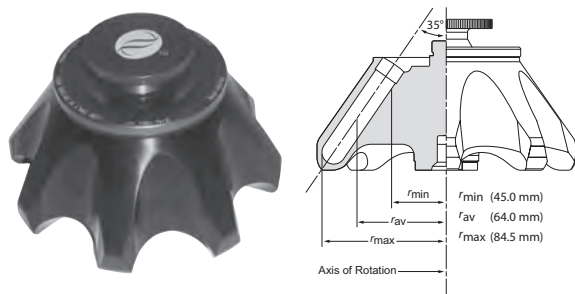


MLA-55



8 x 13.5 mL

MLA-55

**Fixed-Angle Rotor, Aluminum**

For use in the Optima MAX-XP ultracentrifuge.

Major applications: Plasmid DNA Separations.

Max. RPM	Max. g	k Factor	Number of Tubes Volume/Size	Rotor Capacity
55 000	287 000	53	8 x 13.5 mL 16 x 76 mm	108 mL

**No. A31459.** MLA-55 Fixed-Angle Rotor Package. Includes Rotor, 4 boxes of OptiSeal Tubes 361623, 12 spacers 361670 (6 pkg. of 2), 1 OptiSeal Tube Rack 361642, 1 Tube Extraction Tool 361668, and 1 Spacer Removal Tool 338765.

**No. 393203.** MLA-55 Fixed-Angle Rotor Assembly.

**No. 348179.** Quick-Seal Tube Kit with 2 boxes 342413 Polypropylene Tubes, 2 boxes 344322 Ultra-Clear Tubes, 12 each 342695 Spacers, 1 each 348123 Tube Rack, 306812 Spinkote Lubricant, and 335148 Vacuum Grease. (Cordless Tube Topper Kit required; see Tools, Accessories, and Supplies.)

**No. 348180.** Open-Top Tube Kit with 2 boxes 326814 Polypropylene Tubes, 2 boxes 344085 Ultra-Clear Tubes, 12 each 341968 Tube Caps, 1 each 306812 Spinkote Lubricant, and 335148 Vacuum Grease. (331202 and 305075 Tools required; see Tools, Accessories, and Supplies.)

**Tubes and Bottles**

Tube Style/Material	Vol. (mL) <i>g-Max</i>	Part No.	Quantity	Size (mm)	Required Caps/ Spacers (qty. 1)	Required Adapters (qty. 1)	<i>g-Force</i>	k Factor	Max. Speed
OptiSeal Bell-Top	8.9	361623	56	16 x 60	361670 <sup>§§</sup>	—	289 996	52	55 000
Polycarbonate Bottle Assembly	10.4	355603	6	16 x 76	—	—	288 658	67	55 000
Quick-Seal Polypropylene	<b>4.2</b>	356562	50	16 x 38	<b>345828</b>	—	289 335	28	55 000
	<b>4.2</b>	357332 <sup>§</sup>	50	16 x 38	<b>345828</b>	—	289 335	28	55 000
	<b>6.3</b>	345830	50	16 x 45	<b>345828</b>	—	289 335	37	55 000
	<b>6.3</b>	357334 <sup>§</sup>	50	16 x 45	<b>345828</b>	—	289 335	37	55 000
	<b>10.0</b>	344622	50	16 x 67	<b>344676</b>	—	289 335	60	55 000
	13.5	342413	50	16 x 76	342695	—	289 335	77	55 000
Quick-Seal Ultra-Clear	13.5	344322	50	16 x 76	342695	—	289 674	74	55 000
Thickwall Polypropylene	4.0	355644	25	13 x 64	—	303313	214 200	52	50 000
	10.0	355640	25	16 x 76	338907	—	85 176	177	30 000
Thickwall Polycarbonate	4.0	355645	25	13 x 64	—	303313	214 200	52	50 000
	10.0	355630	25	16 x 76	338907	—	286 286	53	55 000
Thinwall Polypropylene	6.5	326820	50	13 x 64	346256	303313	215 880	56	50 000
	13.5	326814	50	16 x 76	341968	—	289 335	59	55 000
Ultra-Clear	2.0	344091	50	8 x 49	303624	303376	143 718	80	40 000
	4.0	344093	50	13 x 41	346256	303402	145 379	53	45 000
	6.5	344088	50	13 x 64	346256	303313	215 600	57	50 000
	13.5	344085	50	16 x 76	341968	—	291 029	61	55 000

*Note:* To help you locate *g-Max* tubes in the rotor listings, these tubes are highlighted with bold, italic type.

<sup>§</sup> To simplify ordering, this *g-Max* Kit includes enough spacers to fill rotor, 50 tubes and required tools.

<sup>§§</sup> Set of 2.

**Adapters/Spacers**

303313 303376 303402 303624 338907 341968 346256 342695 344676 345828 361670





**Rotor Accessories**

301875	Tube Removal Tool
305075	Tube-Cap Vise
306812	Spinkote Lubricant (2 oz)
331202	Tool Kit for Aluminum Caps
	Includes:
858121	Torque Wrench
858122	Socket Adapter
858123	Socket for 19 mm Hex Nuts
870432	Socket for 11-mm Hex Nuts
301875	Removal Tool, for capped tubes
335148	Silicone Vacuum Grease
338765	Floating Spacer Removal Tool
339379	Rotor Cleaning Brush
339555	Beckman Solution 555 (1 qt)
339558	Rotor Cleaning Kit
348123	Tube Topper Rack
358312	Quick-Seal Cordless Tube Topper Kit, 60 Hz
358313	Quick-Seal Cordless Tube Topper Kit, 50 Hz (Europe)
358314	Quick-Seal Cordless Tube Topper Kit, 50 Hz (Great Britain)
358315	Quick-Seal Cordless Tube Topper Kit, 50 Hz (Australia)
361642	OptiSeal Tube Rack Assembly
361668	Tube Removal Tool for Quick-Seal and OptiSeal Tubes
841883	Hex Driver for 11-mm Cap Nuts on Stainless Steel Tubes

**Rotor Replacement Parts**

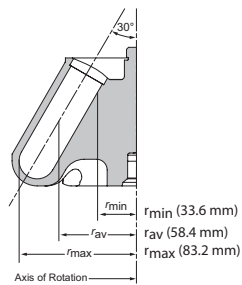
347373	Rotor Vise
393206	Rotor Handle
393210	Rotor Lid
839347	Handle O-Ring (Small)
876089	Lid O-Ring (Large)

MLA-50



6 x 32.4 mL

MLA-50

**Fixed-Angle Rotor, Aluminum**

For use in the Optima MAX-XP ultracentrifuge.

Major applications: Large volume separations of subcellular particles, viruses, lipoproteins, RNA, and plasmid DNA.

Max. RPM	Max. g	k Factor	Number of Tubes Volume/Size	Rotor Capacity
50 000	233 000	92	6 x 32.4 mL 25 x 77 mm	194.4 mL

No. A91774. MLA-50 Fixed-Angle Rotor Assembly.

 **Tubes and Bottles**

Tube Style/Material	Vol. (mL)	Part No.	Quantity	Size (mm)	Required Caps/ Spacers (qty. 1)	Required Adapters (qty. 1)	Max RCF (x g)	k Factor	Max. Speed (rpm)
<b>OptiSeal</b> <b>Polypropylene</b>	32.4	361625	56	25 x 77	361669 <sup>55</sup>	—	233 000	92	50 000
<b>Quick-Seal</b>	15.0	<b>343664</b>	50	25 x 38	<b>343448</b>	—	233 000	50	50 000
<b>Polypropylene</b>	15.0	<b>357343<sup>5</sup></b>	50	25 x 38	<b>343448</b>	—	233 000	50	50 000
	27.0	<b>343665</b>	50	25 x 64	<b>343448</b>	—	233 000	79	50 000
	27.0	<b>357346<sup>5</sup></b>	50	25 x 64	<b>343448</b>	—	233 000	79	50 000
<b>Quick-Seal</b>	15.0	<b>344324</b>	50	25 x 38	<b>343448</b>	—	233 000	50	50 000
<b>Ultra-Clear</b>	27.0	<b>344323</b>	50	25 x 64	<b>343448</b>	—	233 000	79	50 000
<b>Thinwall</b>	6.5	326820	50	13 x 64	346256	303392	189 000	76	50 000
<b>Polypropylene</b>	13.5	326814	50	16 x 76	330860	303307	209 000	94	50 000
<b>Thickwall</b>	4.0	355644	25	13 x 64	—	303392	187 000	52	50 000
<b>Polypropylene</b>	10.0	355640	25	16 x 76	338907	303307	206 000	89	50 000
<b>Thickwall</b>	4.0	344645	25	13 x 64	—	303392	187 000	52	50 000
<b>Polycarbonate</b>	10.0	344630	25	16 x 76	338907	303307	206 000	89	50 000

*Note: To help you locate g-Max tubes in the rotor listings, these tubes are highlighted with bold, italic type.*<sup>55</sup> Set of 2.<sup>5</sup> To simplify ordering, this g-Max Kit includes 50 tubes, 12 spacers, a spacer removal tool and forceps**Rotor Accessories**

- 306812 Spinkote Lubricant (2 oz)
- 331202 Hex Driver for 11-mm Cap Nuts on Stainless Steel Tubes
- 331202 Tool Kit for Aluminum Caps
  - Includes:
  - 301875 Removal Tool, for capped tubes
  - 858121 Torque Wrench
  - 858122 Socket Adapter
  - 858123 Socket for 19 mm Hex Nut
  - 870432 Socket for 11 mm Hex Nut
- 335148 Silicone Vacuum Grease
- 338765 Floating Spacer Removal Tool
- 339379 Rotor Cleaning Brush
- 339555 Beckman Solution 555 (1 qt)
- 339558 Rotor Cleaning Kit
- 348122 Tube Topper Rack
- 348123 Tube Topper Rack
- 348124 Quick-Seal Tube Topper Rack
- 358312 Quick-Seal Cordless Tube Topper Kit, 60 Hz
- 358313 Quick-Seal Cordless Tube Topper Kit, 50 Hz (Europe)
- 358314 Quick-Seal Cordless Tube Topper Kit, 50 Hz (Great Britain)
- 358315 Quick-Seal Cordless Tube Topper Kit, 50 Hz (Australia)
- 361646 OptiSeal Tube Rack Assembly
- 361668 Tube Removal Tool for Quick-Seal and OptiSeal Tubes

**Rotor Replacement Parts**

- 011521 Handle O-Ring (Small)
- A91766 Rotor Lid
- A92167 Lid O-Ring (Large)
- A96399 Rotor Handle

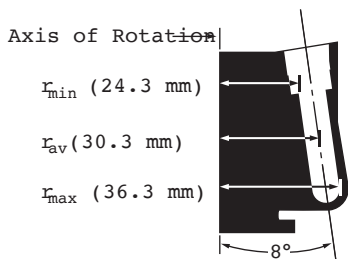
**Adapters/Spacers**

303307 303392 330860 338907 343448 346256 361669





1



**NVT Near-Vertical Rotor, Titanium**

For use in the TL-100\*, Optima TL, Optima TLX, Optima MAX-XP and Optima MAX-TL ultracentrifuges.

Note: Non-precipitating solutions up to 1.7 g/mL in density can be run in this rotor without a reduction in rotor speed.

Major applications: Plasmid DNA Separations in 1½ hours.\*\*

Max. RPM	Max. g	k Factor	Number of Tubes Volume/Size	Rotor Capacity
120 000	585 000	7	8 x 1.2 mL 8 x 35 mm	9.6 mL

**No. 357683.** TLN-120 Near-Vertical Package. Includes Rotor, 1 box 361082 Quick-Seal Polypropylene Tubes, 10 each 361061 Spacers, 12 each 347371 Rotor Plug Gaskets, 1 each 348302 Tube Rack, 347373 Rotor Vise/Stand, 927208 Hemostats, 858121 Torque Wrench, 976959 Torx Wrench Adapter, and 306812 Spinkote Lubricant.

**Tubes and Bottles**

Tube Style/Material	Vol. (mL)	Part No.	Quantity	Size (mm)	Required Caps/ Spacers (qty. 1)	Required Adapters (qty. 1)	g-Force	k Factor	Max. Speed
Quick-Seal Polypropylene	1.2	361082	50	8 x 35	361061	—	585 000	7	120 000

\* To accommodate the TLN-120 Rotor, the TL-100 ultracentrifuge must be updated with a new drive spindle and operating software (modification kit number 360477).  
 \*\* Using Optima MAX-XP, Optima MAX-TL or Optima TLX.

**Rotor Accessories**

- 306812 Spinkote Lubricant (2 oz)
- 338765 Tube Removal Tool
- 339555 Beckman Solution 555 (1 qt)
- 339558 Rotor Cleaning Kit
- 347402 Rotor Vise Mounting Tape (replacement)
- 347404 Rotor Cleaning Brush
- 347960 Centri-Tube Slicer
- 348299 CentriTube Slicer Replacement Blades (pkg of 10)
- 348304 Tube Rack, 8 mm
- 349661 Quick-Seal Tube Sealing Rack
- 354526 CentriTube Slicer Adapter for 13mm tubes
- 358312 Quick-Seal Cordless Tube Topper Kit, 60 Hz
- 358313 Quick-Seal Cordless Tube Topper Kit, 50 Hz (Europe)
- 358314 Quick-Seal Cordless Tube Topper Kit, 50 Hz (Great Britain)
- 358315 Quick-Seal Cordless Tube Topper Kit, 50 Hz (Australia)
- 858121 Torque Wrench
- 927208 Hemostat, 6 in. curved
- 977305 Rotor Vise Mounting Screws (pkg of 4)

**Rotor Replacement Parts**

- 347371 Rotor Plug Gasket
- 347373 Rotor Vise
- 349339 Cap and Plunger Assembly
- 368549 Rotor Plug Replacement (each)
- 368550 Rotor Replacement Plugs with Gaskets (set of 8)
- 976959 Torx Wrench Adapter

**Adapters/Spacers**

361061

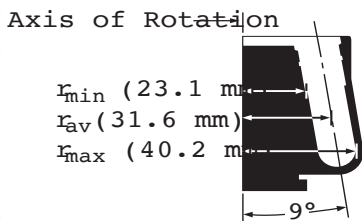


TLN-100



8 x 3.9 mL

TLN-100



**NVT Near-Vertical Rotor, Titanium**

For use in the TL-100, Optima TL, Optima TLX, Optima MAX-XP and Optima MAX-TL ultracentrifuges.

Note: Non-precipitating solutions up to 1.7 g/mL in density can be run in this rotor without a reduction in rotor speed.

Major applications: Plasmid DNA-Separations in 4 hours.

Max. RPM	Max. g	k Factor	Number of Tubes Volume/Size	Rotor Capacity
100 000	450 000	14	8 x 3.9 mL 13 x 38 mm	31.2 mL

**No. 357614.** TLN-100 Near-Vertical Rotor Package. Includes Rotor, 1 each 361664 OptiSeal Tube Kit (includes 4 boxes 361627 OptiSeal Tubes, 8 Spacers 362198, 1 Tube Rack 361650, 1 Tube Extraction Tool 361668, and 1 Spacer Removal Tool 338765), 12 each 342882 Rotor Plug Gaskets, 1 each 348122 and 355872 Tube Racks, 347373 Rotor Vise/Stand, 927208 Hemostats, 858121 Torque Wrench, 976959 Torx Wrench Adapter, 306812 Spinkote Lubricant, and 335148 Vacuum Grease.

**Tubes and Bottles**

Tube Style/Material	Vol. (mL)	Part No.	Quantity	Size (mm)	Required Caps/ Spacers (qty. 1)	Required Adapters (qty. 1)	g-Force	k Factor	Max. Speed
OptiSeal Polypropylene	3.3	361627	56	13 x 33	362198	—	450 000	14	100 000
Quick-Seal Polypropylene	3.9	358980	50	13 x 38	342883	—	450 000	14	100 000

**Rotor Accessories**

- 306812 Spinkote Lubricant (2 oz)
- 335148 Silicone Vacuum Grease (1 oz)
- 338765 Tube Removal Tool
- 339555 Beckman Solution 555 (1qt)
- 339558 Rotor Cleaning Kit
- 342025 Fraction Recovery System
- 342883 Quick-Seal Tube Spacer
- 347404 Rotor Cleaning Brush
- 347828 Fraction Recovery System Adapter Kit for TL-series tubes
- 347960 CentriTube Slicer
- 348122 Tube Topper Rack, 13 mm
- 348299 CentriTube Slicer Replacement Blades (pkg of 10)
- 354526 CentriTube Slicer Adapter for 13mm tubes
- 355872 Tube Rack, 13 mm
- 358312 Quick-Seal Cordless Tube Topper Kit, 60 Hz
- 358313 Quick-Seal Cordless Tube Topper Kit, 50 Hz (Europe)
- 358314 Quick-Seal Cordless Tube Topper Kit, 50 Hz (Great Britain)
- 358315 Quick-Seal Cordless Tube Topper Kit, 50 Hz (Australia)
- 361650 OptiSeal Tube Rack Assembly
- 361668 Tube Removal Tool
- 858121 Torque Wrench
- 927208 Hemostat, 6-in curved
- 961519 Hemostat, 6 in. straight

**Rotor Replacement Parts**

- 342882 Rotor Plug Gasket
- 347373 Rotor Vise
- 347402 Rotor Vise Mounting Tape (replacement)
- 349339 Cap and Plunger Assembly
- 368545 Rotor Replacement Plug (single)
- 368546 Rotor Replacement Plugs with Gaskets (set of 8)
- 976959 Torx Wrench Adapter

**Adapters/Spacers**

342883      362198



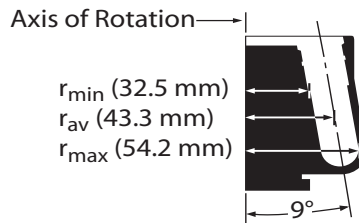
MLN-80



8 x 8 mL

MLN-80

1

**Near-Vertical Tube Rotor, Titanium**

For use in the Optima MAX-XP ultracentrifuge..

Major applications: Rapid contamination-free isopycnic isolation of plasmid DNA.

Max. RPM	Max. g	k Factor	Number of Tubes Volume/Size	Rotor Capacity
80 000	389 000	20	8 x 8 mL 16 x 58 mm	64 mL

**No. 367100.** MLN-80 Near-Vertical Tube Rotor Package. Includes Rotor, 1 box 344621 Quick-Seal Polypropylene Tubes, 10 each 367101 Spacers, 2 each 392083 Plug and Cell, 349290 Washer and Plug, 1 each 348123 Tube Rack, 347373 Rotor Vise/Stand, 927208 Hemostats, 858121 Torque Wrench, 976959 Torx Wrench Adapter, 338765 Spacer Removal Tool, 306812 Spinkote Lubricant, and 335148 Vacuum Grease.

**No. 367099.** MLN-80 Near-Vertical Tube Rotor Assembly.

**Tubes and Bottles**

Tube Style/Material	Vol. (mL)	Part No.	Quantity	Size (mm)	Required Caps/ Spacers (qty. 1)	Required Adapters (qty. 1)	g-Force	k Factor	Max. Speed
Quick-Seal Polypropylene	4.2	356562	50	16 x 38	349289 367312	—	389 000	16	80 000
	6.3	345830	50	16 x 45	349289 367313	—	389 000	18	80 000
	8.0	344621	50	16 x 58	367101	—	389 000	20	80 000

**Rotor Accessories**

306812 Spinkote Lubricant (2 oz)  
 335148 Silicone Vacuum Grease (1 oz)  
 338765 Floating Spacer Removal Tool  
 339379 Rotor Cleaning Brush  
 339555 Beckman Solution 555 (1qt)  
 339558 Rotor Cleaning Kit  
 348123 Tube Topper Rack, 16 mm  
 358312 Quick-Seal Cordless Tube Topper Kit, 60 Hz  
 358313 Quick-Seal Cordless Tube Topper Kit, 50 Hz (Europe)  
 358314 Quick-Seal Cordless Tube Topper Kit, 50 Hz (Great Britain)  
 358315 Quick-Seal Cordless Tube Topper Kit, 50 Hz (Australia)  
 361668 Tube Removal Tool  
 858121 Torque Wrench

**Rotor Replacement Parts**

347373 Rotor Vise Assembly  
 349290 Rotor Plug Gasket  
 392083 Plug, Cell  
 976959 Torx Wrench Adapter

**Adapters/Spacers**

349289 367101 367312 367313

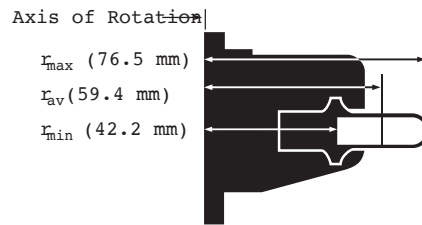


TLS-55



4 x 2.2 mL

TLS-55

**Swinging-Bucket Rotor, Titanium**

For use in the TL-100, Optima TL, Optima TLX, Optima MAX-XP and Optima MAX-TL ultracentrifuges.

Note: Non-precipitating solutions up to 1.7 g/mL in density can be run in this rotor without a reduction in rotor speed.

Major applications: RNA pelleting in 2-3 hours; subcellular fractionation in sucrose gradients, protein separations in sucrose gradients.

Max. RPM	Max. g	k Factor	Number of Tubes Volume/Size	Rotor Capacity
55 000	259 000	50	4 x 2.2 mL 11 x 34 mm	8.8 mL

**No. 346936.** TLS-55 Swinging-Bucket Rotor Assembly with 4 Titanium Buckets.

**No. 346134.** TLS-55 Swinging-Bucket Rotor Package. Includes Bio-Certified Rotor, 1 box 347357 Polypropylene Tubes, 1 each 348305 Tube Rack, 347358 Bucket Holder Rack, 927208 Hemostats, 868638 O-ring, 306812 Spinkote Lubricant, and 335148 Vacuum Grease.

**Tubes and Bottles**

Tube Style/Material	Vol. (mL)	Part No.	Quantity	Size (mm)	Required Caps/ Spacers (qty. 1)	Required Adapters (qty. 4)	g-Force	k Factor	Max. Speed
Quick-Seal Polypropylene	1.5	344624	50	11 x 25	344674	—	259 000	37	55 000
	2.0	344625	50	11 x 32	344674	—	259 000	50	55 000
Thinwall Polypropylene	175 $\mu$ L	342630	100	5 x 20	—	358614	248 000	22	55 000
	2.2	347357	50	11 x 34	—	—	259 000	50	55 000
Thickwall Polypropylene	1.4	347287	100	11 x 34	—	—	259 000	50	55 000
Thickwall Polycarbonate	230 $\mu$ L	343775	100	7 x 20	—	358615	249 000	23	55 000
	1.4	343778	100	11 x 34	—	—	259 000	50	55 000
Thickwall Cellulose Propionate	230 $\mu$ L	342303	100	7 x 20	—	358615	249 000	23	55 000
Thickwall Polyethylene	175 $\mu$ L	343622	100	5 x 20	—	358614	248 000	22	55 000
Ultra-Clear	2.2	347356	50	11 x 34	—	—	259 000	50	55 000

**Rotor Accessories**

306812 Spinkote Lubricant (2 oz)  
 335148 Silicone Vacuum Grease (1 oz)  
 338765 Floating Spacer Removal Tool  
 339379 Rotor Cleaning Brush  
 339555 Beckman Solution 555 (1qt)  
 339558 Rotor Cleaning Kit  
 347404 Rotor Cleaning Brush  
 347828 Fraction Recovery System Adapter Kit for TL-series tubes  
 347960 CentriTube Slicer  
 348299 CentriTube Slicer Replacement Blades (pkg of 10)  
 348305 Tube Rack for 11-mm Tubes (included with Rotor Package)  
 349487 Quick-Seal Tube Rack (Tube Rack Adapters required)<sup>√√</sup>  
 358312 Quick-Seal Cordless Tube Topper Kit, 60 Hz  
 358313 Quick-Seal Cordless Tube Topper Kit, 50 Hz (Europe)  
 358314 Quick-Seal Cordless Tube Topper Kit, 50 Hz (Great Britain)  
 358315 Quick-Seal Cordless Tube Topper Kit, 50 Hz (Australia)  
 361668 Quick-Seal Tube Removal Tool

362100 Tube Rack Adapters, set/8, for 344624 11 x 25 mm Quick-Seal Tubes<sup>√√</sup>  
 362101 Tube Rack Adapters, set/8, for 344625 11 x 25 mm Quick-Seal Tubes<sup>√√</sup>  
 927208 Hemostats, 6-in. curved

<sup>√√</sup> Required for obsolete Bench Quick Sealer.

**Rotor Replacement Parts**

345770 Bucket Cap Assembly (each)  
 345773 Rotor Stand  
 346364 Replacement Bucket Set, set of 4  
 347358 Bucket Holder Rack  
 349338 Cap & Plunger Assembly  
 868638 Bucket O-ring

**Adapters/Spacers**

344674

358614

358615

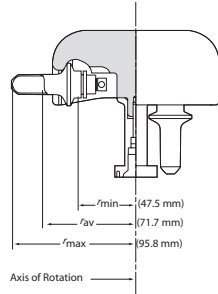


# MLS-50



4 x 5 mL

1



## Swinging-Bucket Rotor, Aluminum

For use in the Optima MAX-XP ultracentrifuge.

Major applications: Rate-zonal separations of subcellular organelles, pelleting and isopycnic separations of RNA.

Max. RPM	Max. g	k Factor	Number of Tubes Volume/Size	Rotor Capacity
50 000	268 000	71	4 x 5 mL 13 x 51 mm	20 mL

**No. 367280.** MLS-50 Swinging-Bucket Rotor Package. Includes Rotor, 1 box 326819 Polypropylene Tubes, 1 each 331313 Bucket Holder Rack, 927208 Hemostats, 824412 O-ring, 306812 Spinkote Lubricant, and 335148 Vacuum Grease.

**No. 367279.** MLS-50 Swinging-Bucket Rotor Assembly.

### Tubes

Tube Style/Material	Vol. (mL)	Part No.	Quantity	Size (mm)	Floating Spacers (qty. 1)	Adapters (qty. 1)	g-Force	k Factor	Max. Speed
<b>OptiSeal Polypropylene</b>	3.3	361627	56	13 x 33	361678 (pkg of 2)	—	268 000	42	50 000
<b>Quick-Seal Polypropylene</b>	2.0	345829	50	13 x 25	355535	—	268 000	29	50 000
<b>Quick-Seal konical Polypropylene</b>	3.2	358647	50	13 x 51	355535	358153 (pkg of 6)	262 000	67	50 000
<b>Thinwall Polypropylene</b>	5.0	326819	50	13 x 51	—	—	268 000	71	50 000
<b>Thinwall konical Polypropylene</b>	3.0	358119	50	13 x 51	—	358153 (pkg of 6)	262 000	67	50 000
<b>Thickwall Polypropylene</b>	3.5	349623	25	13 x 51	—	—	268 000	71	50 000
<b>Thickwall Polycarbonate</b>	3.5	349622	25	13 x 51	—	—	268 000	71	50 000
<b>Ultra-Clear</b>	0.8	344090	50	5 x 41	—	356860	218 000	67	46 000
	5.0	344057	50	13 x 51	—	—	268 000	71	50 000

### Rotor Accessories

- 306812 Spinkote Lubricant (2 oz)
- 331313 Bucket Rack
- 335148 Silicone Vacuum Grease (1 oz)
- 338765 Floating Spacer Removal Tool
- 339379 Rotor Cleaning Brush
- 339555 Beckman Solution 555 (1qt)
- 339558 Rotor Cleaning Kit
- 347828 Fraction Recovery System Adapter Kit for TL-series tubes
- 347960 CentriTube Slicer
- 348122 Tube Topper Rack for 13-mm Tubes
- 348299 CentriTube Slicer Replacement Blades (pkg of 10)
- 354468 Conical Adapter Extractor Tool
- 358312 Quick-Seal Cordless Tube Topper Kit, 60 Hz
- 358313 Quick-Seal Cordless Tube Topper Kit, 50 Hz (Europe)
- 358314 Quick-Seal Cordless Tube Topper Kit, 50 Hz (Great Britain)
- 358315 Quick-Seal Cordless Tube Topper Kit, 50 Hz (Australia)
- 361638 OptiSeal Tube Rack, 13 mm
- 361668 Quick-Seal and OptiSeal Tube Removal Tool

### Rotor Replacement Parts

- 367278 Rotor Stand Assembly
- 367284 Bucket Set
- 367285 Bucket Cap
- 824412 O-ring

### Adapters/Spacers

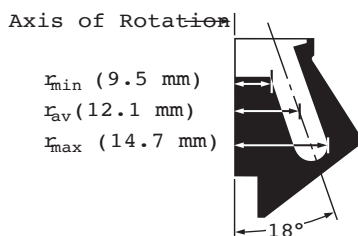
355535      356860      358153      361678



A-110

6 x 180  $\mu$ L

A-110

**Fixed-Angle Rotor, Aluminum, Red**

For use in the Airfuge Air-Driven Micro-Ultracentrifuge.

Major application: Fast pelleting of very small samples.

Max. RPM	Max. g	k Factor	Number of Tubes Volume/Size	Rotor Capacity
110 000	199 000	9	6 x 180 $\mu$ L 5 x 20 mm	1 080 $\mu$ L

No. 347596. A-110 Rotor. Fixed-Angle Rotor with 18° angle, aluminum, anodized red.  
 Includes 1 box of 342630 polypropylene tubes and 1 Tube Rack 348301.

**Tubes and Bottles**

Tube Style/Material	Usable Volume ( $\mu$ L)	Part No.	Quantity	Size (mm)	g-Force	k Factor	Max. Speed
<b>Open-Top Tubes</b>							
Polypropylene	175	342630	100	5 x 20	199 000	9	110 000
Polyethylene	175	343622	100	5 x 20	199 000	9	110 000
Ultra-Clear	180	344718	100	5 x 20	199 000	9	110 000

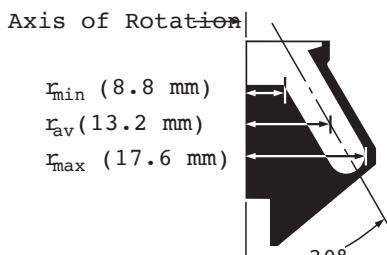
**Rotor Supplies**

339643 Rotor Caps, polyethylene, package of 20  
 348301 Tube Rack for 5-mm diameter Tubes  
 343773 Tube Cap Strip, 6-place, package of 50  
 339639 Rotor Base Bushing, white  
 341252 Rotor Stand/Vise  
 341252 Rotor Stand/Vise

A-100/30

6 x 240  $\mu$ L

A-100/30

**Fixed-Angle Rotor, Aluminum, Blue**

For use in Airfuge Air-Driven Micro-Ultracentrifuge.

Major application: Fast pelleting of very small samples.

Max. RPM	Max. g	k Factor	Number of Tubes Volume/Size	Rotor Capacity
92 000	167 000	19	6 x 240 $\mu$ L 5 x 20 mm	1 440 $\mu$ L

No. 347594. A-100/30 Rotor. Fixed-Angle Rotor with 30° angle, anodized blue.  
 Includes 1 box of 342630 Polypropylene Tubes and 1 Tube Rack 348301.

**Tubes and Bottles**

Tube Style/Material	Usable Volume ( $\mu$ L)	Part No.	Quantity	Size (mm)	g-Force	k Factor	Max. Speed
<b>Open-Top Tubes</b>							
Polypropylene	220	342630	100	5 x 20	167 000	19	92 000
Polyethylene	150	343622	100	5 x 20	167 000	19	92 000
Ultra-Clear	240	344718	100	5 x 20	167 000	19	92 000

**Rotor Supplies**

339643 Rotor Caps, polyethylene, package of 20  
 341252 Rotor Stand/Vise  
 343773 Tube Cap Strip, 6-place, package of 50  
 348301 Tube Rack for 5-mm diameter Tubes

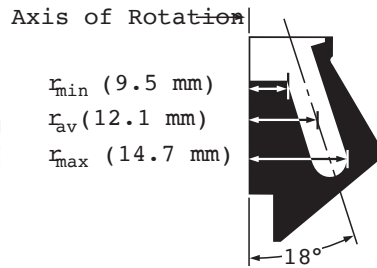


A-100/18

6 x 175  $\mu$ L

A-100/18

1

**Fixed-Angle Rotor, Aluminum, Silver**

For use in the Airfuge Air-Driven Micro-Ultracentrifuge.

Major application: Fast pelleting of very small samples.

Max. RPM	Max. g	k Factor	Number of Tubes Volume/Size	Rotor Capacity
95 000	148 000	12	6 x 175 $\mu$ L 5 x 20 mm	1 050 $\mu$ L

No. 347593. A-100/18 Rotor. Fixed-Angle Rotor with 18° angle, aluminum, anodized silver. Includes 1 box of 342630 Polypropylene Tubes and 1 Tube Rack 348301.

**Tubes and Bottles**

Tube Style/Material	Usable Volume ( $\mu$ L)	Part No.	Quantity	Size (mm)	g-Force	k Factor	Max. Speed
<b>Open-Top Tubes</b>							
Polypropylene	175	342630	100	5 x 20	148 000	12	95 000
Polyethylene	100	343622	100	5 x 20	148 000	12	95 000
Ultra-Clear	175	344718	100	5 x 20	148 000	12	95 000

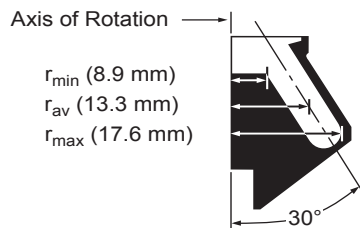
**Rotor Supplies**

339643 Rotor Caps, polyethylene, package of 20  
 348301 Tube Rack for 5-mm diameter tubes  
 343773 Tube Cap Strip, 6-place, package of 50  
 339639 Rotor Base Bushing, white  
 341252 Rotor Stand/Vise

A-95

4 x 450  $\mu$ L

A-95

**Fixed-Angle Rotor, Aluminum, Black**

For use in Airfuge Air-Driven Micro-Ultracentrifuge.

Major application: Fast pelleting of very small samples.

Max. RPM	Max. g	k Factor	Number of Tubes Volume/Size	Rotor Capacity
95 000	178 000	19	4 x 450 $\mu$ L 8 x 20 mm	1 800 $\mu$ L

No. 347595. A-95 Rotor. Fixed-Angle Rotor with 30° angle, aluminum, anodized black. Includes 1 box of 345843 Ultra-Clear Tubes and 1 Tube Rack 348302.

**Tubes and Bottles**

Tube Style/Material	Usable Volume ( $\mu$ L)	Part No.	Quantity	Size (mm)	g-Force	k Factor	Max. Speed
<b>Open-Top Tubes</b>							
Ultra-Clear	450	345843	100	8 x 20	178 000	19	95 000

**Rotor Supplies**

339643 Rotor Caps, polyethylene, package of 20  
 339639 Rotor Base Bushing, white  
 341252 Rotor Stand/Vise  
 343773 Tube Cap Strip, 6-place, package of 50  
 348302 Tube Rack for 8-mm diameter Tubes

## ACR-90

3.5 mL/2.4 mL

## ACR-90

**ACR-90 Chylomicron Rotor, Silver**

For use in the Airfuge Air-Driven Micro-Ultracentrifuge.

Major application: Rapid clarification of lipemic blood samples.

Max. RPM	Max. g	k Factor	Rotor Capacity Volume/Size	Yield (mL)
90,000	122 000	45	3.5 mL	2.6
90,000	107 000	39	2.4 mL	1.4

**No. 341260.** ACR-90 Chylomicron Rotor, anodized aluminum. Consists of a Supporting Base, a Disposable Polyethylene Liner, and Stainless Steel Lid. Includes one 341252 Rotor Stand/Vise, one package 341251 Liners, Adapter for 342635 Liner.


**Rotor Supplies**

- 306812 Spinkote Lubricant
- 339639 Rotor Bushing, white
- 341251 Liner, polyethylene, 3.5 mL capacity, package of 100
- 341252 Rotor Stand/Vise
- 342634 Liner, polyethylene, 2.4 mL capacity, package of 100 (Adapter required)
- 342635 Adapter for 342634 Liners, reusable
- 343779 Disposable Loading and Unloading Pipette, package of 500

## Batch Rotor

7 mL

## Batch Rotor

**Batch Rotor, Aluminum, Silver**

For use in the Airfuge Air-Driven Micro-Ultracentrifuge.

Major application: Rapid processing of fruit paste.

Max. RPM	Max. g	Minimum Fill Volume	Maximum Fill Volume	k Factor
90 000	132 000	2 mL	7 mL 8 at 2 mL	55 at 7 mL

**No. 347833.** Batch Rotor, aluminum, for 2- to 7-mL volumes. Sample is placed in the rotor body itself or in one of two types of polyethylene liners. A plastic window disk is placed between the rotor and the lid to contain samples during centrifugation. Includes 1 each 341252 Rotor Vise/Stand, 853156 O-ring, and 343197 Bushing.

**Rotor Supplies**

- 341252 Rotor Vise/Stand
- 343130 Shell Liner, polyethylene, large opening, 7-mL capacity, package of 100
- 343132 Dome Liner, polyethylene, small opening, 7-mL capacity, package of 100
- 343197 Bushing, red
- 347049 Rotor Window Disk
- 853156 Rotor O-ring

# EM-90

6 x 100  $\mu$ L

# EM-90

1



### EM-90 Particle Counting Rotor, Silver

For use in the Airfuge Air-Driven Micro-Ultracentrifuge.

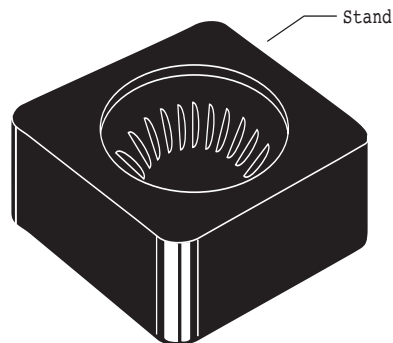
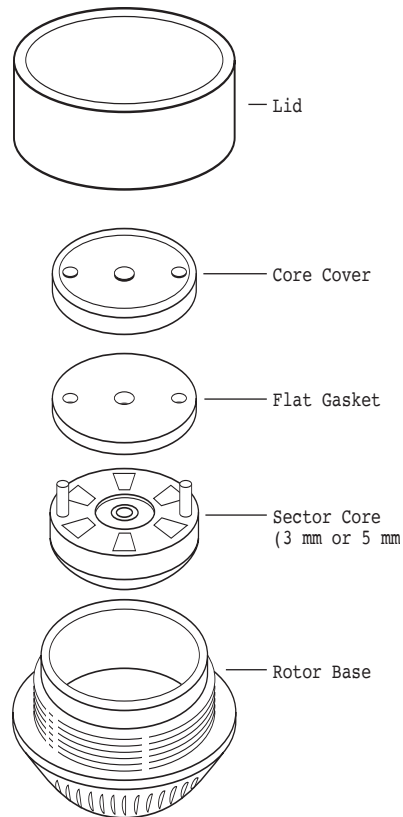
Major applications: Sedimenting particles onto filter membranes, glass cover slides, and microscope grids.

Max. RPM	Max. g	Maximum Volume	Rotor Capacity
90 000	118 000	6 x 100 $\mu$ L	600 $\mu$ L

**No. 347844.** EM-90 Electron Microscopy Particle Counting Rotor. Includes 5-mm Core with 600  $\mu$ L capacity (100  $\mu$ L per cell); 3-mm Core with 360  $\mu$ L capacity (60  $\mu$ L per cell); one 341252 Rotor Stand/Vise, one 347840 (pkg of 5) Gaskets, Sector Core Removal Bolt, Template, one 853156 O-ring, one 343197 Bushing.

#### Rotor Supplies

- 343197 Bushing, red
- 347836 Sector Core, 5 mm
- 347838 Sector Core, 3 mm
- 347840 Rotor Gaskets, package of 5



# Tubes and Bottles

## Tubes and Bottles For Every Application

**N**o single tube design or material will meet all application requirements. A number of factors should be considered at the time a supply of tubes is ordered: the particular technique to be used, the nature of the sample and any solvent or gradient media, the desirability of reusing the tubes, and certain convenience factors. The properties listed below provide a guide for anyone involved in the tube selection process.

- **Strength and Flexibility**, to resist permanent deformation even when run in fixed angle rotors without tube caps.
- **Chemical Resistance** to a wide range of bases, acids, and solvents.
- **Transparency**, to permit a clear view of fractions and bands after centrifugation.
- **Thin** enough to be sliced or punctured after centrifugation for fraction collection.
- **Impermeable to Water**, to prevent aqueous solutions from permeating the tube wall and reaching the rotor cavity.
- **Surface Properties** that prevent the adherence of nucleic acids and proteins.
- **Temperature Tolerance** throughout a wide range of operating temperatures, without deforming at high temperatures or cracking when used close to 0°C.
- **Autoclavable**, for convenient sterilization and reuse.
- **Contaminant-free**, to avoid leaching extraneous materials into the sample, especially materials visible in the sensitive 240-280 nm range.
- **Odor-free**, for pleasant handling.

*The full line of Beckman Coulter tubes includes a number of tube materials, each with its own distinct combination of properties, to meet a variety of application requirements. Available are transparent, translucent, and opaque tubes, tubes that can be sliced or punctured, tubes that can be sterilized and reused, and tubes that are resistant to a variety of chemical compounds.*

## Tubes and Bottles

2

### Tube Selection Considerations

#### Compatibility of Tube Material with Solvents and Sample

The chemical compatibility of the tube materials with the gradient-forming medium or other solvent is a prime consideration. Neutral sucrose and salt solutions cause no problem. But alkaline solutions, such as those frequently used for the separation of single-stranded forms of DNA, cannot be used in Ultra-Clear tubes or polycarbonate tubes and bottles. Sometimes DMSO is used in preparation of sucrose gradients for sedimentation of denatured RNA. Polycarbonate and Ultra-Clear tubes are incompatible with DMSO, so polypropylene tubes should be used.

The last column of the “Quick Reference Chart to Tube Materials and Their Properties” on page 2-4 gives some guidelines to the chemical resistances of the various tube materials. It must be emphasized, however, that other conditions of centrifugation (*g*-force, duration of run, etc.) have considerable effect on how well a tube material will withstand a particular solvent. Beckman Coulter publication IN-175, “Chemical Resistances for Beckman Coulter Centrifugation Products” (found on the Beckman Coulter web site at [www.centrifugebybeckman.com](http://www.centrifugebybeckman.com)) provides more detailed information about the chemical resistances of the various tube materials. The wisest course is to test any questionable combination under operating conditions before making the actual run.

The type of sample, in some cases, will affect selection of a specific tube material. DNA, in its denatured or single-stranded form, will adhere to the surface of some tube materials. Polypropylene would be the best choice. (Most of this work is done in highly alkaline media which are incompatible with polycarbonate.)

Lipoprotein separations are most often done in Ultra-Clear tubes because they are clear and sliceable; these properties simplify fraction location and recovery by tube slicing. When small lipoprotein samples are to be recovered by a fractionating device and clear tubes are desirable, there are alternatives: cellulose propionate, polycarbonate, and Ultra-Clear tubes.

Hazardous materials, either pathogenic or radioactive, should be centrifuged with extreme care. All possible precautions must be taken to avoid leakage of the sample into the rotor cavity during centrifugation.

To determine the optimum tube material for your specific sample and gradient medium, refer to the quick reference chart on page 2-4.

#### Gradient Formation and Fractionation

When choosing a tube for a density gradient run, some thought should be given to gradient formation and fractionation. If the bands or zones formed during centrifugation are indistinct, they may not be visible through a translucent material such as polypropylene. If optimum band visualization is important, Ultra-Clear tubes or tubes of polycarbonate or cellulose propionate should be used. Whenever collection of bands or zones must be done by puncturing the tube or slicing, a thin, flexible tube wall is required. Ultra-Clear or polypropylene tubes should be used,

depending on the need for transparency.

As there are currently no wettable plastic centrifuge tubes available, gradients should be loaded into plastic tubes from the bottom up to avoid mixing.

#### High Temperature Centrifugation

Although modern centrifuges and rotors can operate at temperatures as high as 45°C, one cannot assume that every tube can be safely run over 25°C. Stainless steel and glass are the only materials which will not experience some deformation when subjected to high temperatures and long centrifugation times. Plastic tubes undergo some degree of softening at temperatures higher than 25°C. Whether or not this will cause permanent deformation is not a question of temperature alone. The centrifugal force field used, the duration of the centrifugation, the type of rotor, and even the tube angle all have an effect.

It's obviously impossible to give exact temperature limits for plastic tubes when so many other variables are involved. The safest policy is to pretest the tubes under the actual experimental conditions, but with water, rather than a valuable sample.

#### Tube Sizes

Tube sizes as indicated in the following charts are nominal sizes, and may vary somewhat from actual filling capacities. If a thick-walled tube is run uncapped, the maximum filling volume will depend on the tube angle of the rotor to be used. See appropriate rotor instruction manuals for maximum filling levels of tubes.

#### Tube Cleaning, Sterilization, and Reuse

If tubes are to be reused, special care must be taken during cleaning and sterilization. All tubes can be washed by hand with a mild detergent such as Solution 555 diluted 5-to-1 or 10-to-1 with water. This is particularly important for polycarbonate tubes and bottles which should not be exposed to a detergent with a pH higher than 8. Tubes and bottles should not be washed in commercial dishwashers as the detergents and high temperatures are too harsh. Solvents such as alcohol or acetone react unfavorably with many tube materials. If an organic solvent must be used in the cleaning procedure, consult bulletin IN-175 for a table of tube material/solvent compatibilities (or review the same document on the Beckman Coulter web site at [www.centrifugebybeckman.com](http://www.centrifugebybeckman.com)).

The method chosen for sterilization has direct bearing on the number of reuses one can expect from a tube. Tubes and bottles of polypropylene, polyethylene, and glass can all be autoclaved, although in general, cold sterilization methods are not as harsh as autoclaving. Cold sterilization is recommended for both polycarbonate and Ultra-Clear. Do not dry tubes, bottles, or accessories in an oven. Labware should be air dried. OptiSeal, Quick-Seal, Ultra Clear, and thinwall polypropylene tubes are intended for one-time use and should be discarded after use.

# Tubes and Bottles

If maximum reuse is a major consideration, either polypropylene (preferably thick-walled) or polycarbonate tubes and bottles should be selected, and cold sterilization methods used. If these tubes are run completely filled in swinging bucket rotors, most of them can be reused a number of times. Chances of permanent deformation will be greater whenever the tubes are run in fixed angle rotors, without caps, and/or partially filled. All of these conditions tend to stress the centripetal edge of the tube unduly. All tubes that have been used or autoclaved previously must be individually examined for signs of deformation or cracking before using them again.

## Tube Closures

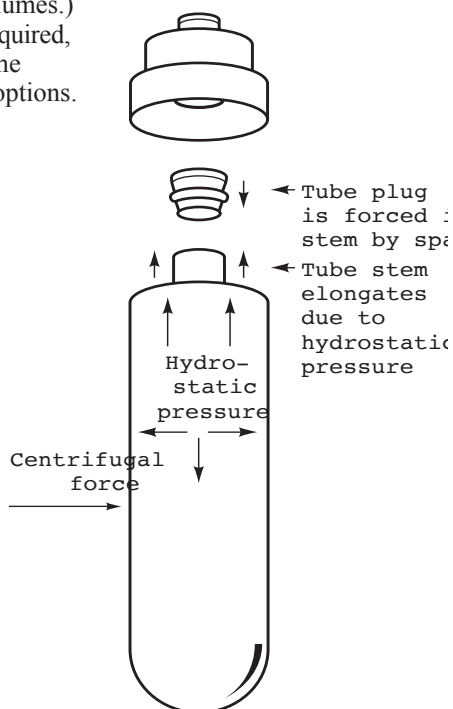
When other considerations have been resolved, convenience may be a deciding factor. Without a doubt, the most convenient tube closure is none at all; none are required for tubes run in swinging bucket rotors and in the Airfuge Air-Drive Micro-Ultracentrifuge.

For tubes run in fixed angle rotors, alternatives to the standard tube cap assemblies are available. Bottles have three-piece cap assemblies which are easier to use than the more complex tube cap assemblies. Polycarbonate bottles are available for general-purpose fixed angle rotors, and are used frequently for differential centrifugation where band recovery is not a problem. Thickwall tubes can be run in all fixed angle rotors without caps, provided they are partially filled. (Refer to rotor manuals for more information on fill volumes.)

When closed tubes are required, Beckman Coulter offers some innovative and convenient options.

## OptiSeal Tubes

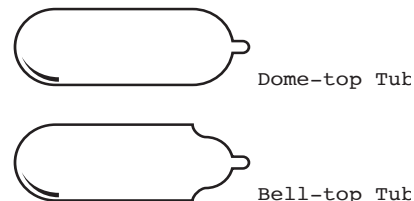
For virtually effortless sealing, OptiSeal tubes offer the best option. You simply insert the tube plug and press, and an O-ring seals securely against the tube's inner surface. During centrifugation, the combination of *g*-force and hydrostatic pressure ensures an effective seal. Engineered for reliability, there are no tools or mechanical parts to



maintain. Finger pressure is all that is needed.

## Quick-Seal Tubes

These tubes eliminate most of the steps involved in capping tubes and cut handling time in half. The top of the Quick-Seal tube is either dome-shaped or bell-shaped with a 3-mm-long inlet through which the tube is filled. The filled tube is heat-sealed using the hand-held sealer. The highly reliable seal achieved makes these tubes ideal for sample storage and for working with radioactive or pathogenic samples.



There are two Quick-Seal tube designs—dome-top and bell-top. The bell-top simplifies removal of materials that float upon centrifugation. The dome-top tubes hold more volume than their bell-top equivalents.

# Tubes and Bottles

## A Quick-Reference Chart to Tube Materials and Their Properties

Property	Thinwall Polypropylene	Thickwall Polypropylene	Ultra-Clear	Polycarbonate	Polypropylene	Polyethylene	Cellulose Propionate
<b>Optical</b>	transparent	translucent	transparent	transparent	translucent	transparent/translucent	transparent
<b>Autoclaveable</b>	yes	yes	no	no	yes	no	no
<b>Puncturable</b>	yes	no	yes	no	no	yes	no
<b>Sliceable</b>	yes	no*	yes	no*	no	no	no*
<b>Reusable</b>	no	yes	no	yes	yes	yes	no
<b>Acids (dilute or weak)</b>	S	S	S	S	S	S	S
<b>Acids (strong)</b>	U	S	U	U	S	S	U
<b>Alcohols (aliphatic)</b>	U	S	U	U	S	S	U
<b>Aldehydes</b>	M	M	S	M	M	S	U
<b>Bases</b>	S	S	U	U	S	S	U
<b>Esters</b>	U	M	U	U	M	S	M
<b>Hydrocarbons (aliphatic)</b>	U	M	U	U	S	U	S
<b>Hydrocarbons (aromatic and halogenated)</b>	U	U	U	U	M	M	S
<b>Ketones</b>	U	M	U	U	M	M	U
<b>Oxidizing Agents (strong)</b>	U	U	U	M	M	M	M
<b>Salts</b>	S	S	M	M	S	S	S

**S = satisfactory resistance    M = marginal resistance    U = unsatisfactory resistance**

Note: This information has been consolidated from a number of sources and is provided only as a guide to the selection of tube materials. Soak tests at 1 g (at 20°C) established the data for most of the materials; reactions may vary under the stress of centrifugation, or with extended contact or temperature variations. To prevent failure and loss of valuable sample, ALWAYS TEST SOLUTIONS UNDER OPERATING CONDITIONS BEFORE USE.

\* Polypropylene, polycarbonate, and cellulose propionate tubes with diameters of 5 to 13 mm may be sliced using the CentriTube Slicer (part number 347960) and appropriate adapter plate.

Warning: Do not use flammable substances in or near an operating centrifuge.

## General Filling and Sealing Requirements for Tubes and Bottles

	Tube or Bottle	Swinging-Bucket Rotors	Fixed-Angle Rotors
<b>Polypropylene</b>	Thinwall tubes	Within 2 to 3 mm of top	Full with cap
	Thickwall tubes	At least 1/2 full	1/2 full to max. capless level or full with cap
	Quick-Seal tubes	Full and heat-sealed	Full and heat-sealed
	Bottles	Min. to max. (see rotor manual) with screw-on cap or cap assembly	1/2 full to max. (see rotor manual) with screw-on cap assembly
<b>Ultra-Clear</b>	Open-top tubes	Within 2 to 3 mm of top	Full with cap
	Quick-Seal tubes	Not used	Full and heat-sealed
<b>Polycarbonate</b>	Thickwall tubes	At least 1/2 full	1/2 full capless level or full with cap or cap assembly
	Bottles	At least 1/2 full	Min. to max. (see rotor manual) with screw-on cap or cap assembly
<b>Stainless Steel</b>	Tubes	Any level	Any level with cap or cap assembly
<b>Polyethylene</b>	Tubes	At least 1/2 full	1/2 to max. capless level or full with cap or cap assembly
<b>Teflon</b>	Tubes and bottles	At least 1/2 full	1/2 full to max. capless level or full with cap
<b>Radel</b>	Container	At least 1/2 full	N/A

# Tubes and Bottles

Nominal Filling Capacity (mL)	Nominal Size (mm)	Part No.	Rotors See specific rotor pages for required spacers/adapters/accessories
<b>OptiSeal Polypropylene Tubes</b>			
3.3	13 x 33	361627	SW-55 Ti, SW-50.1, TLN-100, MLS-50
4.7	13 x 48	361621	Types 50.4 Ti, 50.3 Ti, TLA-110, TLA-100.4
4.9	13 x 51	362185	VTi 90, VTi 65.2, NVT 90, NVT 65.2
8.9	16 x 60	361623	Types 90 Ti, 80 Ti, 70.1 Ti, 65, 50 Ti, 50, MLA-55
11.2	16 x 70	362181	VTi 65.1, NVT 65
32.4	25 x 77	361625	Types 70 Ti, 60 Ti, 55.2 Ti, 50.2 Ti, 42.1, 30, SW 32 Ti, SW 28, MLA-50
36.2	25 x 89	362183	VTi 50
<b>Quick-Seal Polypropylene Tubes</b>			
1.0	8 x 51	345831	Type 25
1.2	8 x 35	361082	TLN-120
1.5	11 x 25	344624	SW 60 Ti, TLA-120.2, TLA-100.2, MLA-130, MLA-150, TLS-55
2.0	11 x 32	344625	SW 60 Ti, TLA-120.2, TLA-100.2, MLA-130, MLA-150, TLS-55
2.0	13 x 25	345829	Types 100 Ti, 50.4 Ti, 50.3, NVT 100, NVT 90, NVT 65.2, VTi 90, VTi 65.2, SW 55 Ti, SW 50, TLA-110, TLA-100.4, TLA-100.3, MLS-50
3.5	13 x 32	349621	Types 100 Ti, TLA-110, TLA-100.3
3.5	14 x 25	355870	SW 41 Ti, SW 40 Ti
3.9	13 x 38	358980	TLN-100
4.2	16 x 32	356562	Types 90 Ti, 80 Ti, 70.1 Ti, 65, 50 Ti, 40, SW 30.1, SW 32.1 Ti, SW 28.1, MLA-80, MLN-80, MLA-55
5.1	13 x 51	342412	VTi 90, VTi 65.2, NVT 100, NVT 90, NVT 65.2
5.1	13 x 51	362248	Type 100 Ti, TLA-110
5.9	14 x 47	355537	SW 41 Ti, SW 40 Ti
6.0	13 x 64	344619	Types 100 Ti, 50.4 Ti, 50.3 Ti
6.3	16 x 45	345830	Types 90 Ti, 80 Ti, 70.1 Ti, 65, 50 Ti, 50, 40, NVT 65, VTi 65.1, SW 30.1, SW 32.1 Ti, SW 28.1, MLA-80, MLN-80, MLA-55
8.0	16 x 58	344621	Type 50, NVT 65, VTi 65.1, SW 32.1 Ti, SW-28.1, MLA-80, MLN-80
10.0	16 x 67	344622	Types 90 Ti, 80 Ti, 70.1 Ti, 65, 50 Ti, 40, NVT 65, VTi 65.1, SW 32.1 Ti, SW 28.1, MLA-55
13.5	16 x 76	342413	Types 90 Ti, 80 Ti, 70.1 Ti, 65, 50 Ti, 40, NVT 65, VTi 65.1, MLA-55
15.0	25 x 38	343664	Types 70 Ti, 60 Ti, 55.2 Ti, 50.2 Ti, VTi 50, SW 30, SW 32 Ti, SW 28, MLA-50
17.0	16 x 102	356291	SW 32.1 Ti, SW 28.1
27.0	25 x 64	343665	Types 70 Ti, 60 Ti, 55.2 Ti, 50.2 Ti, 42.1, VTi 50, SW 32 Ti, SW 28, MLA-50
33.0	25 x 83	344623	Types 70 Ti, 60 Ti, 55.2 Ti, 50.2 Ti, SW 32 Ti, SW 28
39.0	25 x 89	342414	Types 70 Ti, 60 Ti, 55.2 Ti, 50.2 Ti, VTi 50
100.0	38 x 102	345776	Type 45 Ti
<b>Quick-Seal Polypropylene konical Tubes</b>			
1.3	11 x 35	358655	SW 60 Ti
3.0	11 x 60	358648	SW 60 Ti
3.2	13 x 51	358647	SW 55 Ti, SW 50.1 Ti, MLS-50
4.0	14 x 48	358650	SW 41 Ti, SW 40 Ti
8.0	14 x 89	358649	SW 41 Ti, SW 40 Ti
8.5	25 x 38	358652	SW 30, SW 32 Ti, SW 28
12.5	16 x 102	358653	SW 32.1 Ti, SW 28.1
23.0	25 x 76	358654	SW 32 Ti, SW 28
28.0	25 x 83	358651	SW 32 Ti, SW 32 Ti, SW 28
<b>Quick-Seal Ultra-Clear Tubes</b>			
5.1	13 x 51	344075	NVT 90, NVT 65.2, VTi 90, VTi 65.2
6.0	13 x 64	344320	Types 50.4 Ti, 50.3 Ti
13.5	16 x 76	344322	Types 90 Ti, 80 Ti, 70.1 Ti, 65, 50 Ti, 40, NVT 65, VTi 65.1, MLA-55



# Tubes and Bottles

2

Nominal Filling Capacity (mL)	Nominal Size (mm)	Part No.	Rotors See specific rotor pages for required spacers/adapters/accessories
<b>Quick-Seal Ultra-Clear Tubes (cont'd)</b>			
15.0	25 x 38	344324	Types 70 Ti, 60 Ti, 55.2 Ti, 50.2 Ti, VTi 50, MLA-50
27.0	25 x 64	344323	Types 70 Ti, 60 Ti, 55.2 Ti, 50.2 Ti, VTi 50, MLA-50
39.0	25 x 89	344326	Types 70 Ti, 60 Ti, 55.2 Ti, 50.2 Ti, VTi 50
100.0	38 x 102	345778	Type 45 Ti
<b>Ultra-Clear Tubes</b>			
175 µL	5 x 20	344718	A-110, A-100/30, A-100/18
450 µL	8 x 20	345843	A-95
0.8	5 x 41	344090	SW 55 Ti, SW 50.1, MLS-50
2.0	8 x 49	344091	Types 90 Ti, 80 Ti, 70.1 Ti, 65, 50 Ti, 50.4 Ti, 50.3 Ti, 50, 40, MLA-55
2.2	11 x 34	347356	TLS-55
3.0	13 x 32	344092	Types 90 Ti, 80 Ti, 70.1 Ti, 65, 50 Ti, 50, 40, MLA-55
4.0	11 x 60	344062	SW 60 Ti
4.0	13 x 41	344093	Types 90 Ti, 80 Ti, 70.1 Ti, 65, 50 Ti, 50, 40, MLA-55
5.0	13 x 51	344057	SW 55 Ti, SW 50.1, MLS-50
6.5	13 x 64	344088	Types 90 Ti, 80 Ti, 70.1 Ti, 70 Ti, 65, 60 Ti, 55.2 Ti, 50.4 Ti, 50.3 Ti, 50.2 Ti, 50 Ti, 45 Ti, 40.3, 40.2, 40, 21, MLA-55
10.0	16 x 64	344089	Type 50
10.5	13 x 89	344087	Types 45 Ti, 21
13.2	14 x 89	344059	SW 41 Ti
13.5	16 x 76	344085	Types 90 Ti, 80 Ti, 70.1 Ti, 70 Ti, 65, 60 Ti, 55.2 Ti, 50.2 Ti, 50 Ti, 45 Ti, 40, 21, MLA-55
14.0	14 x 95	344060	SW 40 Ti
17.0	16 x 102	344061	SW 32.1 Ti, SW 28.1
38.5	25 x 89	344058	Types 70 Ti, 60 Ti, 55.2 Ti, 50.2 Ti, SW 32 Ti, SW 28
94.0	38 x 102	345777	Types 45 Ti, 21
<b>Thinwall Polypropylene Tubes</b>			
175 µL	5 x 20	342630	TLS-55, A-110, A-100/30, A-100/18
2.2	11 x 34	347357	TLS-55
4.0	11 x 60	328874	SW 60 Ti
5.0	13 x 51	326819	SW 55 Ti, SW 50.1, MLS-50
6.5	13 x 64	326820	Types 90 Ti, 80 Ti, 70.1 Ti, 70 Ti, 65, 60 Ti, 55.2 Ti, 50.4 Ti, 50.3 Ti, 50.2 Ti, 50 Ti, 45 Ti, 40, 40.3, 40.2, 21, MLA-55, MLA-50
10.5	13 x 89	326822	Types 45 Ti, 21
13.2	14 x 89	331372	SW 41 Ti
13.5	16 x 76	326814	Types 90 Ti, 80 Ti, 70.1 Ti, 70 Ti, 65, 60 Ti, 55.2 Ti, 50.2 Ti, 50 Ti, 45 Ti, 40, 30, 21, MLA-55, MLA-50
14.0	14 x 95	331374	SW 40 Ti
17.0	16 x 102	337986	SW 32.1 Ti, SW 28.1
35.5	25 x 83	344367	Type 70 Ti
38.5	25 x 89	326823	Types 70 Ti, 60 Ti, 55.2 Ti, 50.2 Ti, SW 32 Ti, SW 28
94.0	38 x 102	345775	Types 45 Ti, 21
<b>Thinwall Polypropylene, konical Tubes</b>			
1.5	11 x 35	358117	SW 60 Ti
3.0	11 x 60	358118	SW 60 Ti
3.0	13 x 51	358119	SW 55 Ti, SW 50.1 Ti, MLS-50
10.0	14 x 89	358120	SW 41 Ti, SW 40 Ti
11.0	14 x 95	358121	SW 40 Ti
14.5	16 x 102	358123	SW 32.1 Ti, SW 28.1
25.0	25 x 76	358125	SW 32 Ti, SW 28
30.0	25 x 89	358126	SW 32 Ti, SW 28

# Tubes and Bottles

Nominal Filling Capacity (mL)	Nominal Size (mm)	Part No.	Rotors See specific rotor pages for required spacers/adapters/accessories
<b>Thickwall Polypropylene Tubes</b>			
230 µL	7 x 20	343621	Type 42.2 Ti, TLA-100
.5	8 x 34	343777	TLA-120.1, TLA-100.1
1.0	11 x 34	347287	TLA-120.2, TLA-100.2, MLA-130, MLA-150, TLS-55
3.0	11 x 60	355636	SW 60 Ti
3.2	13 x 56	362333	TLA-110, TLA-100.4
3.5	13 x 51	349623	SW 55 Ti, SW 50.1, TLA-100.3, MLS-50
4.0	13 x 64	355644	Types 90 Ti, 80 Ti, 70.1 Ti, 70 Ti, 65, 60 Ti, 55.2 Ti, 50.4 Ti, 50.3 Ti, 50.2 Ti, 50 Ti, 45 Ti, 40, 21, MLA-55, MLA-50
6.5	16 x 64	355646	Type 50, MLA-80
10.0	16 x 76	355640	Types 90 Ti, 80 Ti, 75 Ti, 70.1 Ti, 70 Ti, 65, 60 Ti, 55.2 Ti, 50.2 Ti, 50 Ti, 45 Ti, 42.1, 40, 35, 30, 21, SW 25.1, MLA-55, MLA-50
10.5	13 x 89	355639	Types 45 Ti, 21
32.0	25 x 89	355642	Types 70 Ti, 60 Ti, 55.2 Ti, 50.2 Ti, SW 32 Ti, SW 28
94.0	38 x 102	355643	Types 45 Ti, 21
<b>Thickwall Polycarbonate Tubes</b>			
230 µL	7 x 20	343775	Type 42.2 Ti, TLA-100, TLS-55
.5	8 x 34	343776	TLA-120.1, TLA-100.1
1.0	8 x 51	355657	Types 50.4 Ti, 25
1.0	11 x 34	343778	TLA-120.2, TLA-100.2, MLA-130, MLA-150, TLS-55
3.0	11 x 60	355635	SW 60 Ti
3.2	13 x 56	362305	TLA-110, TLA-100.4
3.5	13 x 51	349622	SW 55 Ti, SW 50.1, TLA-100.3, MLS-50
4.0	13 x 64	355645	Types 90 Ti, 80 Ti, 70.1 Ti, 70 Ti, 65, 60 Ti, 55.2 Ti, 50.4 Ti, 50.3 Ti, 50.2 Ti, 50 Ti, 45 Ti, 40, 21, MLA-55, MLA-50
6.5	16 x 64	355647	Type 50, MLA-80
10.0	16 x 76	355630	Types 90 Ti, 80 Ti, 75 Ti, 70.1 Ti, 70 Ti, 65, 60 Ti, 55.2 Ti, 50.2 Ti, 50 Ti, 45 Ti, 40, 21, MLA-55, MLA-50
10.5	13 x 89	355629	Types 45 Ti, 21
32.0	25 x 89	355631	Types 70 Ti, 60 Ti, 55.2 Ti, 50.2 Ti, SW 32 Ti, SW 28
94.0	38 x 102	355628	Types 45 Ti, 21
<b>Cellulose Propionate Tubes</b>			
230 µL	7 x 20	342303	Type 42.2 Ti
<b>Stainless Steel Tubes</b>			
38.5	25 x 89	301112	Types 70 Ti, 60 Ti, 55.2 Ti, 50.2 Ti, 42.1,
94.0	38 x 102	303380	Types 45 Ti, 21
<b>Polyethylene Tubes</b>			
175 µL	5 x 20	343622	TLS-55, A-110, A-100/30, A-100/18
<b>Polypropylene Tubes with Snap-on Caps</b>			
1.5	11 x 40	357448 (Natural)	TLA-110, TLA-100.4, TLA-100.3, TLA-55, TLA-45

## Bottle Assemblies with Three-Piece Caps

Nominal Filling Capacity (mL)	Nominal Size (mm)	Bottle & Cap Assembly	Bottle Only	Cap Assembly	Cap Only	Plug Only	O-ring Only	Rotors
<b>Bottle and Cap Assembly</b>								
PC — 8.5	16 x 64	355615	355656	355604	335257	335256	870409	Type 50
PC — 10.4	16 x 76	355603	355651	355604	335257	335256	870409	Types 90 Ti, 80 Ti, 75 Ti, 70.1 Ti, 65, 50 Ti, 40, MLA-55
PC — 26.3	25 x 89	355616 <sup>1</sup>	355654	355617	335259	335258	870385	Type 30
PC — 26.3	25 x 89	355618 <sup>1</sup>	355654	355619	338824	335258	870385	Types 70 Ti, 60 Ti, 55.2 Ti, 50.2 Ti, 42.1
PC — 70.0	38 x 102	355620 <sup>2</sup>	355655	355621	334547	334545	870384	Types 35, 21
PC — 70.0	38 x 102	355622 <sup>2</sup>	355655	355623	339165	334545	870384	Type 45 Ti
PA —250.0	60 x 120	334205	355627	362247	362246	332836	812715	Type 19
PP —250.0	62 x 122	356011	358326	358977	357490	N/A	927860	Type 16
PC —250.0	62 x 122	356013	358275	358977	357490	N/A	927860	Type 16








Note: Regarding packaging, bottle and cap assemblies are packaged in units of 6, with the following exceptions: Bottle and Cap assembly 334205 is packaged as one; Bottles 355656 and 355651 are packaged in units of 25; Cap assembly 334543 is packaged as one. Caps, Plugs, and O-rings are packaged separately.

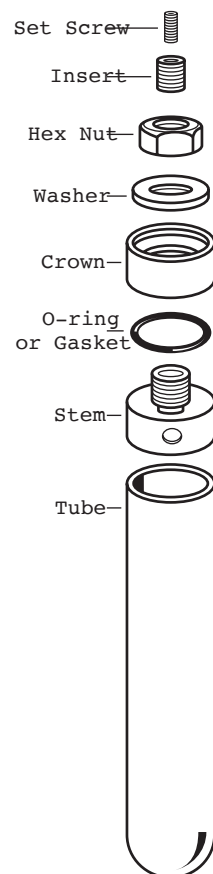
<sup>1</sup> The only difference between these two assemblies is the cap which is Noryl in the 355616 assembly and aluminum in the 355618 assembly. The Noryl cap can be used in the Type 30 Rotor.

<sup>2</sup> The only difference between these two assemblies is the cap which is Noryl in the 355620 assembly and aluminum in the 355622 assembly. The Noryl cap can be used in the Type 35 and 21 Rotors; the aluminum cap is required for the higher speed forces of the Type 45 Ti.

# Tubes and Bottles

## Tube Cap Assemblies and Parts

Cap Material	Tube Cap	Hex Nut	Crown	Set Screw	Insert	O-ring or Gasket	Stem
							
<b>5/16 in. (8mm)</b>							
Al	303624	303379	303809	—	—	303730	303377
Al	303658	303379	303810	—	—	303730	303377
<b>1/2 in. (13 mm)</b>							
Al	303113	301870	307004	—	—	344672	307005
Al	346256	301870	307004	803543	302312	344672	346246
Al/SS	305022	301870	307004	—	—	344672	302331
<b>5/8 in. (16 mm)</b>							
Al	303319	301870	307006	338864	302312	301869	302266
Al	330860	301870	330774	803543	302312	858046	330788
Al	338907	301870	338911	338864	302312	878572	338910
Ti	341968	335320	335319	338864	302312	858046	341969
<b>1 in. (25 mm)</b>							
Al	302359	301870	302169	338864	302312	301473	302168
Al	302133	301870	302169	338864	302312	301473	302138
Al	331151	330791	331153*	338864	302312	334280	331152
Al/Ti	337927	330791	338863*	338864	302312	—	338865
Al	338901	330791	338912*	338864	302312	878188	338908
Al	338906	330791	338915*	338864	302312	878188	338908
<b>1 1/2 in. (38 mm)</b>							
Al	326891	301870	326890	808482	302312	346242	326889
Al	326905	301870	326890	338864	302312	801761	326899
Al	330901	330791	330793*	338864	302312	346242	330900
Al	338903	330791	338914*	338864	302312	341767	338909
Al	338905	330791	338913*	338864	302312	341767	338909



\* Also order 330899 Washer.

# Tools, Accessories, and Supplies

---

**S**ample preparation and recovery are important steps in the centrifugation process. To help in these often time-consuming steps, Beckman Coulter provides a number of tools and accessories for use in preparing your samples for centrifugation as well as for recovering the particles of interest when your separation is complete.

*Everything you need can be conveniently ordered from the following listings.*

# Tools and Supplies

## Required Tools

If you're running capped tubes in the following rotors: Types 90 Ti, 75 Ti, 70.1 Ti, 70 Ti, 60 Ti, 55.2 Ti, 50.2 Ti, 50 Ti, 45 Ti, 42.1, 35, or MLA-55, you'll need the following tools. Tools also needed for Types 30 and 21 rotors if capped thickwall tubes are used.

331202	Tool Kit	305075	Cap Vise
--------	----------	--------	----------

If you're running 337927 caps in the Type 70 Ti rotor, you'll need:

338841	Tool Kit	305075	Cap Vise
--------	----------	--------	----------

If you're running Quick-Seal tubes, you'll need:

358312	Tube Topper Kit, 60 Hz (U.S./Canada/Japan)
358313	Tube Topper Kit, 50 Hz (for Europe)
358314	Tube Topper Kit, 50 Hz (for Great Britain)
358315	Tube Topper Kit, 50 Hz (for Australia)

*Note: For further information, refer to the specific technical bulletin from the Technical Publications Department.*

## Tools for Fixed-Angle Rotors (see also Tools for Quick-Seal Tubes)

301875 Removal Tool, for capped tubes



841884 Hex Driver, for 5/16-in. (8 mm) hex nuts




302460 Nylon Insert Tool, for cap stem filling hole



858122 Socket Adapter, for 858123 Socket below



305075 Tube-Cap Vise



858123 Socket, for tightening red, blue, and black aluminum caps, 3/4-in. (19 mm) hex nut



841883 Hex Driver, for 7/16-in. (11 mm) hex nuts



870432 Socket, for tightening titanium caps (cap 341968), 7/16-in. (11 mm) hex nut



3


# Tools and Supplies

## Tools for Fixed-Angle Rotors (*cont.*)

**878133** Removal Tool, for polycarbonate bottles with aluminum caps



**331325** Centering Tool, for replacing overspeed disk



**338841** Tool Kit, for Type 70 Ti Rotor when 344367 Tubes and 337927 Caps are used. Includes the following:

- 301875** Removal Tool, for capped tubes
- 338835** Tube Cap Vise
- 338840** Tube Cap Assembler
- 858121** Torque Wrench
- 858122** Socket Adapter
- 858123** Socket, for 3/4 -in. (19 mm) hex nut
- 870432** Socket, for 7/16 -in. (11 mm) hex nut


**335381** Removal Tool, for polycarbonate bottles with Noryl caps



**331202** Tool Kit for capped thin-wall and thick-wall tubes when used in Types 90 Ti, 75 Ti, 70.1 Ti, 60 Ti, 55.2 Ti, 50.2 Ti, 50 Ti, 45 Ti, 42.1, 35, and MLA-55 Rotors. Also needed for Types 30 and 21 Rotors if capped thickwall tubes are used. Includes the following:

- 301875** Removal Tool, for capped tubes
- 858121** Torque Wrench
- 858122** Socket Adapter
- 858123** Socket, for 3/4 -in. (19 mm) hex nut
- 870432** Socket, for 7/16 -in. (11 mm) hex nut

**303419** Removal Tool, for Delrin tube adapters (not for use with adapters for konical Tubes)



# Tools and Supplies

## Tools for Vertical-Tube and NVT Rotors (See also Tools for Quick-Seal Tubes)

*Note: VTi 65, VTi 65.1 and VTi 50 rotors manufactured prior to 8/87 were equipped with pin-style and square-style plugs, and require specific tools mentioned in the bottom of this section. To update these rotors, purchase a full set of the new hex-style plugs and the appropriate tools.*

**332688** Rotor Vise, for VTi 65 and VTi 50 rotors



**342705** Rotor Vise, for VTi 90, NVT 100, NVT 90, NVT-65, VTi 65.1, VTi 65.2, and VAC 50 rotors



\*Requires adapter 367084.

**355588** Hex Plug-wrench Adapter for VTi 50, VC 53, VAC 50 Rotors

**356306** Hex Plug-wrench Adapter for VTi 90, VTi 65, VTi 65.1, VTi 65.2, and MLN-80 Rotors

**889096** Torque Wrench, 600 in.-lb., for VTi 50, VC 53, VAC 50 Rotors

**858121** Torque Wrench, 200 in.-lb. for VTi 90, VTi 65, VTi 65.1, VTi 65.2, NVT 100, NVT 90, NVT 65.2, VTi 80, TLN-120, TLN-100, and TLN-80 Rotors



**Tools for VTi 65, VTi 65.1 and VTi 50 Manufactured before 8/87**

**340632** Four-hole Plug-wrench Adapter for VTi 50 Rotors

**345795** Two-hole Plug-wrench Adapter for VTi 65 Rotors

**347372** Hex Plug Adapter for TLN-120, TLN-100, TLV-100

**347373** Rotor Vise for TLN-120, TLN-100, TLV-100, TLN-80, MLA-55

**889096** Torque Wrench for VTi 50, VC 50, VAC 50

**976959** Torx Wrench Adapter for NVT 100, NVT 90, NVT 65.2, VTi 90, VTi 65.2, TLV-100, TLN-120



*Reminder: These items are supplied with the Rotor Package; order only as replacements.*

## Tools for Swinging-Bucket Rotors

**001878** Bucket Cap Tool, for SW 60 Ti Rotor



**354468** Removal Tool, for konical Tube Adapters

**332400** Rotor Stand

**927208** Hemostat (6-in., curved)

**330070** Hinge Pin Tool, for SW 65 Ti, SW 41 Ti and SW 40 Ti Rotors



*Reminder: These items are supplied with the Rotor Package; order only as replacements.*

## Tools for Zonal Rotors (See also Tools for Quick-Seal Tubes)

**001884** Hex Wrench, 5/64-in. (1.9 mm), for Support Band

**332618** Seal Disassembly Tool

**332848** Locating Spacer, for Ti-15, A1-15, Ti-14 Rotors

**819247** Lubriplate Grease, 1 3/4-oz. Tube

**328917** Tool Kit, for Zonal Rotors.

Includes the following:

**332688** Rotor Vise

**332690** Spanner Wrench

**333763** Tubing Removal Tool

**858532** Pliers



# Tools and Supplies

## Supplies

- 306812** Spinkote Lubricant, 2-oz. tube  
**335148** Vacuum Grease, 1-oz. jar  
**339379** Brush, for cleaning rotor cavities,  $\frac{7}{16}$  in. to 1 in. (11 to 25 mm) in diameter; minimum order of three.  
**339380** Brush, for cleaning rotor cavities, 1 in. to  $1\frac{1}{2}$  in. (25 to 38 mm) in diameter; minimum order of three.  
**339555** Rotor Cleaning Concentrate, Solution 555, 946-mL bottle; minimum order of two  
**339558** Rotor Cleaning Kit (see description on page 2–18) includes: one 339379 Brush, one 339380 Brush and two bottles of 339555 Rotor Cleaning Concentrate  
**347404** Brush, for cleaning rotor cavities,  $\frac{1}{4}$  in. to  $\frac{1}{2}$  in. (6 to 13 mm) in diameter; minimum order of three.

- 339587** Master Rotor Logbook



- 330049** Logbook, for Preparative Ultracentrifuge Instruments



- 339648** Rotor Record Cards, package of five pads



## Tools for Quick-Seal Tubes

- 338765** Removal Tool, for Floating Spacers (except when used in Swinging Bucket Rotors)



- 354468** Removal Tool, for konical Tube Adapters used in Swinging Bucket Rotors



- 342415** Funnel



- 348120** Seal Formers (round-topped) for use with Tube Topper

- 345395** Ultra-Clear Tube Sealing Oil, 7.5 mL bottle

- 361668** Removal Tool for Tubes and Spacers (and Floating Spacers in Swinging Bucket Rotors)




# Tools and Supplies

## Quick-Seal Tube Racks

### For Cordless Tube Topper

These autoclavable racks accommodate Quick-Seal Tubes for use with the Cordless Tube Topper.

- 348122 Tube Rack (Red), for ½-in. (13 mm) diameter Tubes
- 348123 Tube Rack (Green), for ⅝-in. (16 mm) diameter Tubes
- 348124 Tube Rack (Blue), for 1-in. (25 mm) diameter Tubes
- 348125 Tube Rack (Black), for 1½ -in. (38 mm) diameter Tubes
- 349387 Tube Rack (Gold), for ⅞-in. (11 mm) diameter Tubes
- 349661 Tube Rack (Orange), for ⅝-in. (8 mm) diameter Tubes
- 356568 Tube Rack (Violet), for ⅞-in. (14 mm) diameter Tubes



3

## Tools for OptiSeal Tubes

For easy handling of OptiSeal Tubes, specially designed Tube Racks and Removal Tools are available.

- 338765 Removal Tool, for ⅝-in Floating Spacer (362202)
- 360538 OptiSeal Tube Rack, for ⅝ x 2¼-in. (16 x 70 mm) Tubes
- 360542 OptiSeal Tube Rack, for 1 x 3½-in. (25 x 89 mm) Tubes
- 361638 OptiSeal Tube Rack, for ½ x 1⅞-in. (13 x 48 mm) Tubes
- 361642 OptiSeal Tube Rack, for ⅝ x 2⅜-in. (16 x 60 mm) Bell top Tubes
- 361646 OptiSeal Tube Rack, for 1 x 3¼-in. (25 x 77 mm) Bell top Tubes
- 361650 OptiSeal Tube Rack, for ½ x 1⅝-in. (13 x 33 mm) Tubes
- 361668 OptiSeal Tube Extraction Tool



# Tools and Supplies

## Cordless Tube Topper

358312 Tube Topper Kit, 60 Hz (U.S./Canada/Japan)

358313 Tube Topper Kit, 50 Hz (for Europe)

358314 Tube Topper Kit, 50 Hz (for Great Britain)

358315 Tube Topper Kit, 50 Hz (for Australia)

Each Kit Contains:

1 each 348117 Heatsink, 2 each 348643 Seal Guide,  
8 each 348120 Seal Former (domed top), 1 each Tube  
Topper and Charging Unit, 1 each 361668 Tube Extractor.

### Replacement Parts

338765 Removal Tool for Plastic Spacers and Floating Spacers

342415 Funnels (two)

348117 Heat Sink

348120 Seal Former (domed top) for Tube Topper

348643 Seal Guide

357442 Flat-top Seal Former for Tube Sealer

358317 Tip

889676 Plastic Box for holding Accessories

927937 Battery

961601 Lamp (screw-type socket)


974874 Lamp (bayonet-type socket)



3

## Accessories

### Tube Slicer — for Preparative Ultracentrifuge Tubes



**303811** Tube Slicer Kit, contains parts listed below.  
(*Note: Vise not included.*)

#### Replacement Parts

<b>303830</b>	Blade Assembly
<b>303838</b>	Blade
<b>303917</b>	Rubber Ring, 1-in. (25 mm), two required
<b>303918</b>	Rubber Ring, $\frac{5}{8}$ -in. (16 mm), two required
<b>303919</b>	Rubber Ring, $\frac{1}{2}$ -in. (13 mm), two required
<b>303920</b>	Rubber Ring, $\frac{5}{16}$ -in. (8 mm), two required
<b>303921</b>	Metal Shim Ring, 1-in. (25 mm), two required
<b>303922</b>	Metal Shim Ring, $\frac{5}{8}$ -in. (16 mm), two required
<b>303923</b>	Metal Shim Ring, $\frac{7}{16}$ -in. (13 mm), two required
<b>303924</b>	Metal Shim Ring, $\frac{5}{16}$ -in. (8 mm), two required
<b>332692</b>	Metal Shim Ring, $\frac{9}{16}$ -in. (14 mm), two required
<b>332693</b>	Rubber Ring, $\frac{9}{16}$ -in. (14 mm), two required
<b>338516</b>	Rubber Ring, $\frac{7}{16}$ -in. (11 mm), two required
<b>338517</b>	Metal Shim Ring, $\frac{7}{16}$ -in. (11 mm), two required
<b>829623</b>	Thumbscrew

### CentriTube Slicer — for Micro Ultracentrifuge Tubes



**347960** CentriTube Slicer Kit. Includes Adapter Plates, Blades, Storage Box, Hardware Kit, Spinkote Lubricant, and Instruction Manual.

#### Replacement Parts

<b>306812</b>	Spinkote Lubricant
<b>348299</b>	Blades, coated package of 10
<b>348307</b>	Replacement Hardware Kit (3 thumbscrews, 1 set of blade clips)
<b>354443</b>	Adapter Plate, 13 mm diameter
<b>354444</b>	Adapter Plate, 11 mm diameter
<b>354445</b>	Adapter Plate, 8 mm diameter
<b>354446</b>	Adapter Plate, 7 mm diameter
<b>354471</b>	Blades, uncoated, package of 10
<b>889676</b>	Plastic Storage Box

# Accessories

## Rotor Cleaning Kit



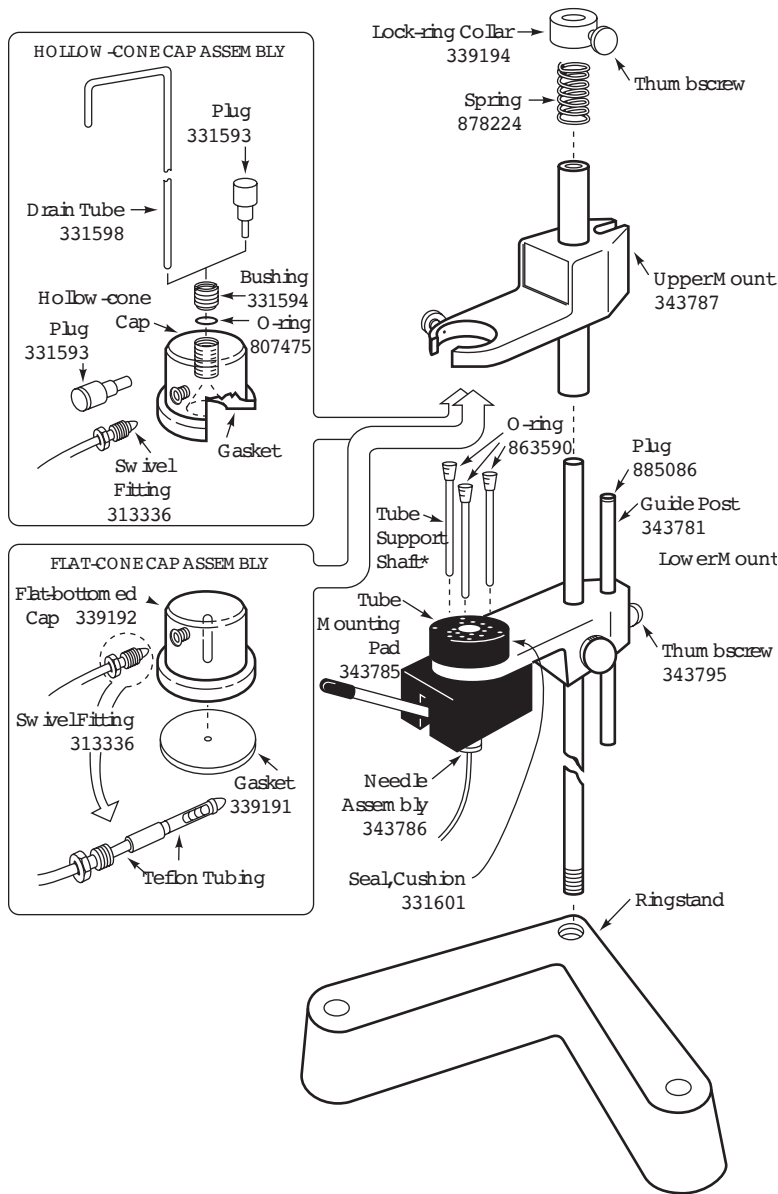
**339558** Rotor Cleaning Kit. Contains two 946-mL bottles of Solution 555 Rotor Cleaning Concentrate, 339379 Rotor Cleaning Brush, and 339380 Rotor Cleaning Brush

### Replacement Parts/Supplies

- 339379** Rotor Cleaning Brush,  $\frac{5}{8}$ -in. (16 mm) and 1-in. (25.4 mm), for Rotor Cavity diameters from  $\frac{7}{16}$ -in. (11 mm) to 1-in. (25.4 mm) (min. order three Brushes)
- 339380** Rotor Cleaning Brush,  $1\frac{1}{4}$ -in. (32 mm) and  $1\frac{1}{2}$ -in. (38 mm), for Rotor Cavity diameters from 1-in. (25.4 mm) to  $1\frac{1}{2}$ -in. (38 mm) (min. order three Brushes)
- 339555** Solution 555 Rotor Cleaning Concentrate (min. order two Bottles)

# Accessories

## Fraction Recovery System



Two types of systems are available: one with a flatbottomed cap, and those with hollow-cone caps. Using the flat-bottomed cap, sample is removed through a puncture hole in the bottom of the tube. This cap fits any tube diameter and must be used to fractionate Quick-Seal tubes. The four hollow-cone cap systems are used for sample recovery from tubes that cannot be punctured or for recovery from the tops or bottoms of puncturable tubes. Each hollow-cone system is for a single tube diameter.

### System Part Numbers

- 342023** Fraction Recovery System with Hollow-cone Cap for 1/2-in. Tubes.
- 342024** Fraction Recovery System with Hollow-cone Cap for 3/8-in. Tubes.
- 342025** Fraction Recovery System with Hollow-cone Cap for 7/16-in. Tubes.
- 342026** Fraction Recovery System with Hollow-cone Cap for 1-in. Tubes.
- 343890** Fraction Recovery System with flat-bottomed Cap for puncturing all Tubes, including Quick-Seal Tubes\*.

### Hollow-Cone Caps

- 331562** Hollow-cone Cap for 1-in. diameter Tubes
- 331563** Hollow-cone Cap for 1 1/4-in. diameter Tubes
- 331564** Hollow-cone Cap for 5/8-in. diameter Tubes
- 331565** Hollow-cone Cap for 1/2-in. diameter Tubes
- 331566** Hollow-cone Cap for 7/16-in. diameter Tubes
- 331586** Gasket for 331566 Cap
- 331587** Gasket for 331565 Cap
- 331588** Gasket for 331564 Cap
- 331589** Gasket for 331563 Cap
- 331591** Gasket for 331562 Cap
- 334310** Hollow-cone Cap for 7/16-in. diameter Tubes
- 334312** Gasket for 334310 Cap

### Replacement Parts for Discontinued 339187 Universal Fraction Recovery System

- 331584** Piercing Screw
- 343786** Needle Assembly
- 343804** Retrofit Kit, includes lower mount (shown left) for lever puncturing to 343890
- 819838** Setscrew with plastic tip

\* 346105 Tube Support Shaft, 2-in., 346106 Tube Support Shaft, 3-in., both included in 343890.

# Reference

---

# Reference

## Guide to Centrifuge Selection

Centrifugation is a basic separation technique that is utilized at multiple stages in the study of sample components. Flexible rotor and adapter systems for Beckman Coulter centrifuges allow them to be used across multiple application areas. To help you select the most appropriate centrifuge for your work, the following charts provide brief descriptions of the kinds of separations typically achieved using various centrifuges. These charts list frequent separation requirements for each sample type and identify the centrifuges that are typically used to meet those requirements.

In addition to the separation and isolation of sample particles, centrifugation is increasingly being used as an analytical technique for the study of macromolecular interactions and the determination of molecular weights. Instruments for these applications are also listed below.

## Quick-Reference Guide to Centrifuge Selection

Materials to be Isolated	Specific Application	Centrifuges Typically Used						
		Optima X Series	Optima MAX Series	Airfuge	J6 Series	Allegra Series	Microfuge	Avanti Series
<b>Preparative Centrifugation</b>								
<b>Proteins</b>	Ammonium sulfate precipitates	•	•	•			•	
	Sucrose/glycerol gradient isolation	•	•	•				•
	Centrifugal filtration				•		•	
<b>Lipoproteins</b>	Fractionation by flotation	•	•					
	Density gradient fractionation	•	•					
	Fractionation by precipitation			•				
	Chylomicron removal			•				
<b>Subcellular Fraction</b>								
Chromatin/Nucleosomes	Sucrose gradient isolation	•	•					•
Microsomes	Pelleting	•	•					
	Sucrose gradient isolation	•	•					
	Microsomal membrane fractionation	•	•					
Mitochondria	Pelleting	•	•	•				•
	Sucrose gradient isolation	•						
Nuclei	Pelleting	•	•		•	•		•
Membranes	Pelleting	•	•	•				•
	Sucrose/Percoll gradient fractionation	•	•					•
	Binding studies	•	•	•			•	
Ribosomes/Polysomes	Pelleting	•	•	•				
	Size fractionation in sucrose gradients	•						
Cytosol	Clarification	•	•	•				•

4



## Reference

Quick-Reference Guide to Centrifuge Selection (*cont.*)

Materials to be Isolated	Specific Application	Optima X Series	Optima MAX Series	Airfuge	J6 Series	Allegra Series	Microfuge	Avanti Series
<b>Preparative Centrifugation</b>								
<b>Lysates/Homogenates</b>	Clearing debris and large particles	•	•	•	•	•	•	•
<b>Nucleic Acids</b>								
DNA	Alcohol precipitation						•	•
	Phenol/CHCl <sub>3</sub> extraction						•	•
	Plasmid purification in CsCl	•	•					
	Size fractionation in sucrose gradients	•	•					
	Minipreps in 96-well plates					•	•	
	Spin columns					•	•	•
RNA	Phenol/CHCl <sub>3</sub> extraction						•	•
	Alcohol precipitation						•	•
	Lithium precipitation						•	•
	Pelleting in CsCl	•	•					
	CSTFA density gradient	•	•	•				
<b>Cells</b>								
	Isolation of mononuclear cells on Ficoll-Hypaque					•	•	
	Pelleting bacteria					•	•	•
	Pelleting mammalian cells					•	•	
	Elutriation of viable cells					•		•
	Other density gradient separations					•	•	•
<b>Viruses</b>								
	Pelleting	•						•
	PEG precipitates							•
	Density gradient isolations	•						

# Reference

## How to Choose a Rotor

When choosing a rotor, there are several factors to consider: your sample volume and number of individual samples; the number of components in each sample; the level of purity your research requires; and how quickly you wish to achieve the separation.

### The Importance of *k* Factor

Obviously, separation is affected by maximum speed and maximum radius which together determine maximum *g*-force. However, particle pathlength also affects separation time. A simple measure of overall rotor efficiency which incorporates both *g*-force and particle pathlength is the *k* Factor. Generally speaking, the lower the *k* Factor, the shorter the run time. This makes the *k* Factor one of the most important considerations when selecting a rotor. The chart on 4-5 compares *k* Factors among the four basic rotor types. (Refer to page 4-12 for useful formulas relating to *k* Factors.)

### Rotor Material

Beckman Coulter ultracentrifuge rotors are made of either aluminum, or titanium.

- Aluminum rotors are relatively light and easy to handle, but less durable and slightly more susceptible to corrosion than titanium rotors. Beckman Coulter still offers some aluminum rotors for customers who own older ultracentrifuges, the primary instruments for which these rotors were originally designed.
- Titanium rotors are generally stronger and more resistant to corrosion, making them the logical choice for rapid separation at high speeds or when corrosive chemicals will be used.

### Swinging-Bucket (SW) Rotors

Generally used when maximum resolution of sample zones is needed, as in rate zonal studies. Because tubes are held in a horizontal position while spinning, the pathlength is the full length of the tube, which results in longer run times than with other rotor types. These long run times are offset by excellent resolution of sample bands in rate zonal separations. Swinging-Bucket Rotors are also the best choice when a compact pellet is needed, as when pelleting RNA through a cesium chloride cushion.

### Fixed-Angle (FA) Rotors

These rotors provide faster run times than SW rotors at the expense of some resolution in rate zonal studies. They are most useful for pelleting and for isopycnic banding of DNA, where a shallow density gradient and reorientation combine to increase both the width of sample bands and the distance between them, making band extraction easier.

### Vertical-Tube (VT) Rotors

These rotors are often used for isopycnic and rate zonal separations when run-time reduction is important. Since vertical tube rotors hold sample tubes parallel to the axis of rotation, particle pathlengths are limited to the diameter of the tube — a short pathlength that results in fast run times.

### NVT Near-Vertical Tube Rotors

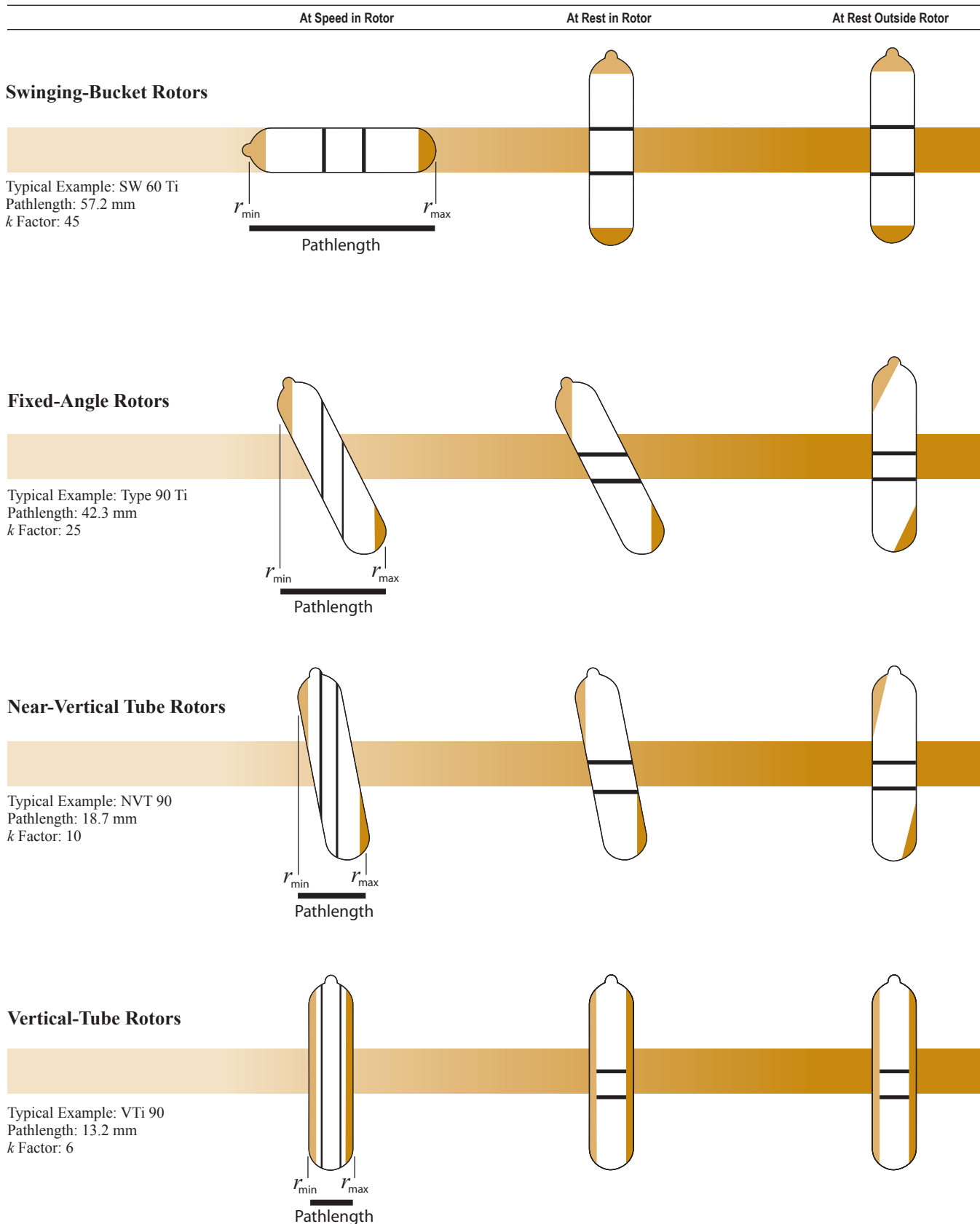
NVT Near-Vertical Tube Rotors, a patented Beckman Coulter innovation, were designed specifically for density gradient separations. Their narrow angle of less than 10° is calculated using a proprietary algorithm which determines the optimal angle for each rotor, taking into consideration specific tube geometries. These angles result in significantly reduced run times compared with conventional Fixed-Angle Rotors, while positioning pelleted and floated components at the ends of the tubes, away from the bands of interest.

### Continuous-Flow/Zonal Rotors

These rotors are capable of processing large sample volumes in their cores. This large-scale processing ability is clearly evident in Continuous-Flow Rotors, which can process a typical 10-liter sample in about four hours, instead of the 12-24 hours required by conventional methods. Zonal Rotors have similar utility in large-scale density gradient separations.

# Reference

## Particle Separation in Swinging-Bucket, Fixed-Angle, Near-Vertical Tube, and Vertical-Tube Rotors



Dark orange represents pelleted material, light orange depicts floating components, and bands are indicated by black lines.

# Reference

## Floor Model Ultracentrifuge Rotor Selection by Application\*

		Type 100 Ti	Type 90 Ti	Type 70.1 Ti	Type 70 Ti	Type 50.2 Ti	Type 50.4 Ti	Type 42.2 Ti	Type 45 Ti	Type 25	Type 19	SW 60 Ti	SW 55 Ti	SW 41 Ti	SW 40 Ti	SW 32.1 Ti	SW 32 Ti	SW 28.1	SW 28	NVT 100	NVT 90	NVT 65	NVT 65.2	VTi 90	VTi 65.1	VTi 65.2	VTi 50	CF-32 Ti	Ti-15	
Separation of Subcellular Particles	Largest Volume for Pelletting		●	●	●	●			●	●												●							●	●
	Largest Volume Rate-Zonal Separation																●		●										●	●
	Fastest Rate-Zonal Separation				●	●			●	●			●	●	●	●					●	●	●	●	●	●	●	●	●	●
Separation of Virus and Viral Particles	Largest Volume for Pelletting				●	●			●	●							●		●										●	●
	Largest Volume Rate-Zonal Separation															●	●	●	●										●	●
	Fastest Rate-Zonal Separation											●	●	●	●					●	●	●	●	●	●	●	●	●	●	●
Rate-Zonal Separation of Proteins in Sucrose Gradient	Fastest Separation																			●	●	●	●	●	●	●	●	●	●	●
	Largest Volume		●	●	●	●											●		●									●	●	
	Largest Number of Samples			●		●																		●						
	Greatest Interband Distance											●	●	●	●	●	●	●	●											
Separation of Lipoproteins	Fastest Differential Flotation	●	●	●	●																									
	Largest Number for Differential Flotation						●	●		●																				
	Largest Volume for Differential Flotation		●	●	●	●																								
	Greatest Interband Space											●	●	●	●	●	●	●	●											
	Fastest Density Gradient Separation																				●	●	●	●	●	●	●	●	●	●
Pelletting RNA Through a CsCl Gradient	Fastest Separation											●	●	●	●					●	●		●							
	Largest Volume				●	●										●	●	●	●											
Isopycnic Separation of Plasmid DNA	Fastest Separation																			●	●	●	●	●	●	●	●	●	●	●
	Greatest Interband Distance		●	●	●	●										●	●	●	●											
	Largest Volume		●	●	●	●											●	●	●											

# 4

## Tabletop Ultracentrifuge Rotor Selection by Application\*

		MLA-150	MLA-130	TLA-120.2	TLA-120.1	TLA-110	TLA-100.3	TLA-100	MLA-80	MLA-55	TLA-55	MLA-50	TLA-55	MLS-50	TLN-120	TLN-100	MLN-80
Separation of Subcellular Particles	Largest Volume for Pelletting					●			●	●		●		●			●
	Fastest Pelletting	●	●	●	●	●	●	●	●	●	●	●	●		●	●	●
	Largest Volume Rate-Zonal Separation					●			●	●		●		●	●	●	●
	Fastest Rate-Zonal Separation	●	●	●			●										
Separation of Viruses and Viral Particles	Largest Volume for Pelletting					●			●	●		●		●			●
	Fastest Pelletting	●	●	●	●	●	●	●	●	●	●	●	●		●	●	●
	Largest Volume Rate-Zonal Separation					●			●	●		●		●	●	●	●
	Fastest Rate-Zonal Separation	●	●	●									●		●	●	●
Rate-Zonal Separation of Proteins in Sucrose Gradient	Fastest Separation	●	●	●			●								●	●	●
	Largest Volume					●			●	●		●		●			●
	Largest Number of Samples		●	●							●						
	Greatest Interband Distance					●			●	●		●	●	●			
Separation of Lipoproteins	Fastest Differential Flotation				●		●										
	Largest Number for Differential Flotation				●		●										
	Largest Volume for Differential Flotation					●		●	●		●		●				●
	Greatest Interband Space					●		●	●	●	●	●	●	●			●
Pelletting RNA Through a CsCl Gradient	Fastest Separation	●	●	●		●	●		●	●		●	●	●	●	●	●
	Largest Volume					●			●	●		●		●	●	●	●
Isopycnic Separation of Plasmid DNA	Fastest Separation	●	●	●		●	●		●	●		●	●	●	●	●	●
	Greatest Interband Distance					●			●	●		●	●	●		●	●
	Largest Volume					●			●	●		●	●	●	●	●	●

\*Selected rotor has the capability (RCF, volume, labware) to accommodate the application, but may not be the most optimal/efficient choice for the specific application.

# Reference

---

## Gradient Materials

There is no ideal all-purpose gradient material. Sucrose is used for most rate separations and cesium chloride is often used for isopycnic separations. The basic requirement is that the gradient permits the desired type of separation. Additional considerations in selecting a gradient material include the following:

- Its density range should be sufficient to permit separation of the particles of interest by the chosen density gradient technique, without overstressing the rotor.
- It should not affect the biological activity of the sample.
- It should be neither hyperosmotic nor hypoosmotic when the sample is composed of sensitive organelles.
- It should not interfere with the assay technique.
- It should be removable from the purified product.
- It should not absorb in the ultraviolet or visible range.
- It should be inexpensive and readily available; more expensive materials should be recoverable for reuse.
- It should be sterilizable.
- It should not be corrosive to the rotor, particularly for zonal or continuous-flow operation.
- It should not be flammable or toxic to the extent that its aerosols could be hazardous.

The following tables are provided as a reference for information on commonly used gradient materials.

# Reference

## Commonly Used Gradient Materials with Their Solvents

Materials	Solvent	Maximum Density at 20°C
Sucrose (66%)	H <sub>2</sub> O	1.32
Sucrose (65%)	D <sub>2</sub> O	1.37
Silica sols	H <sub>2</sub> O	1.30
Diodon	H <sub>2</sub> O	1.37
Glycerol	H <sub>2</sub> O	1.26
Cesium chloride	H <sub>2</sub> O	1.91
	D <sub>2</sub> O	1.98
Cesium formate	H <sub>2</sub> O	2.10
Cesium acetate	H <sub>2</sub> O	2.00
Rubidium chloride	H <sub>2</sub> O	1.49
Rubidium formate	H <sub>2</sub> O	1.85
Rubidium bromide	H <sub>2</sub> O	1.63
Potassium acetate	H <sub>2</sub> O	1.41
Potassium formate	H <sub>2</sub> O	1.57
	D <sub>2</sub> O	1.63
Sodium formate	H <sub>2</sub> O	1.32
	D <sub>2</sub> O	1.40
Lithium bromide	H <sub>2</sub> O	1.83
Lithium chloride	D <sub>2</sub> O	1.33
Albumin	H <sub>2</sub> O	1.35
Sorbitol	H <sub>2</sub> O	1.39
Ficoll	H <sub>2</sub> O	1.17
Metrizamide	H <sub>2</sub> O	1.46

## Reference

**Density, Refractive Index, and Concentration Data—Cesium Chloride at 25°C**  
**Molecular Weight = 168.37**

Density (g/cm <sup>3</sup> )*	Refractive Index, $n_D$	% by Weight	mg/ml of Solution**	Molarity	Density (g/cm <sup>3</sup> )*	Refractive Index, $n_D$	% by Weight	mg/ml of Solution**	Molarity
1.0047	1.3333	1	10.0	0.056	1.336	1.3657	34	454.2	2.698
1.0125	1.3340	2	20.2	0.119	1.3496	1.3670	35	472.4	2.806
1.0204	1.3348	3	30.6	0.182	1.363	1.3683	36	490.7	2.914
1.0284	1.3356	4	41.1	0.244	1.377	1.3696	37	509.5	3.026
1.0365	1.3364	5	51.8	0.308	1.391	1.3709	38	528.6	3.140
1.0447	1.3372	6	62.8	0.373	1.406	1.3722	39	548.3	3.257
1.0531	1.3380	7	73.7	0.438	1.4196	1.3735	40	567.8	3.372
1.0615	1.3388	8	84.9	0.504	1.435	1.3750	41	588.4	3.495
1.0700	1.3397	9	96.3	0.572	1.450	1.3764	42	609.0	3.617
1.0788	1.3405	10	107.9	0.641	1.465	1.3778	43	630.0	3.742
1.0877	1.3414	11	119.6	0.710	1.481	1.3792	44	651.6	3.870
1.0967	1.3423	12	131.6	0.782	1.4969	1.3807	45	673.6	4.001
1.1059	1.3432	13	143.8	0.854	1.513	1.3822	46	696.0	4.134
1.1151	1.3441	14	156.1	0.927	1.529	1.3837	47	718.6	4.268
1.1245	1.3450	15	168.7	1.002	1.546	1.3852	48	742.1	4.408
1.1340	1.3459	16	181.4	1.077	1.564	1.3868	49	766.4	4.552
1.1437	1.3468	17	194.4	1.155	1.5825	1.3885	50	791.3	4.700
1.1536	1.3478	18	207.6	1.233	1.601	1.3903	51	816.5	4.849
1.1637	1.3488	19	221.1	1.313	1.619	1.3920	52	841.9	5.000
1.1739	1.3498	20	234.8	1.395	1.638	1.3937	53	868.1	5.156
1.1843	1.3508	21	248.7	1.477	1.658	1.3955	54	895.3	5.317
1.1948	1.3518	22	262.9	1.561	1.6778	1.3973	55	922.8	5.481
1.2055	1.3529	23	277.3	1.647	1.699	1.3992	56	951.4	5.651
1.2164	1.3539	24	291.9	1.734	1.720	1.4012	57	980.4	5.823
1.2275	1.3550	25	306.9	1.823	1.741	1.4032	58	1009.8	5.998
1.2387	1.3561	26	322.1	1.913	1.763	1.4052	59	1040.2	6.178
1.2502	1.3572	27	337.6	2.005	1.7846	1.4072	60	1070.8	6.360
1.2619	1.3584	28	353.3	2.098	1.808	1.4093	61	1102.9	6.550
1.2738	1.3596	29	369.4	2.194	1.831	1.4115	62	1135.8	6.746
1.2858	1.3607	30	385.7	2.291	1.856	1.4137	63	1167.3	6.945
1.298	1.3619	31	402.4	2.390	1.880	1.4160	64	1203.2	7.146
1.311	1.3631	32	419.5	2.492	1.9052	1.4183	65	1238.4	7.355
1.324	1.3644	33	436.9	2.595					

Density data are from International Critical Tables.

\* Computed from the relationship  $p_{25} = 10.2402 \text{ hD}_{25} - 12.6483$  for densities between 1.00 and 1.38, and  $p_{25} = /0.8601 \text{ hD}_{25} - 13.4974$  for densities above 1.37 (Bruner and Vinograd, 1965).

\*\* Divide by 10.0 to obtain % w/v.

## Reference

## Density, Refractive Index, and Concentration Data – Sucrose at 20°C, Molecular Weight = 342.3

Density (g/cm <sup>3</sup> )	Refractive Index, $n_D$	% by Weight	mg/ml of Solution*	Molarity	Density (g/cm <sup>3</sup> )	Refractive Index, $n_D$	% by Weight	mg/ml of Solution*	Molarity
0.9982	1.3330	0			1.1463	1.3883	34	389.7	1.138
1.0021	1.3344	1	10.0	0.029	1.1513	1.3902	35	403.0	1.177
1.0060	1.3359	2	20.1	0.059	1.1562	1.3920	36	416.2	1.216
1.0099	1.3374	3	30.3	0.089	1.1612	1.3939	37	429.6	1.255
1.0139	1.3388	4	40.6	0.119	1.1663	1.3958	38	443.2	1.295
1.0179	1.3403	5	50.9	0.149	1.1713	1.3978	39	456.8	1.334
1.0219	1.3418	6	61.3	0.179	1.1764	1.3997	40	470.6	1.375
1.0259	1.3433	7	71.8	0.210	1.1816	1.4016	41	484.5	1.415
1.0299	1.3448	8	82.4	0.211	1.1868	1.4036	42	498.5	1.456
1.0340	1.3464	9	93.1	0.272	1.1920	1.4056	43	512.6	1.498
1.0381	1.3479	10	103.8	0.303	1.1972	1.4076	44	526.8	1.539
1.0423	1.3494	11	114.7	0.335	1.2025	1.4096	45	541.1	1.581
1.0465	1.3510	12	125.6	0.367	1.2079	1.4117	46	555.6	1.623
1.0507	1.3526	13	136.6	0.399	1.2132	1.4137	47	570.2	1.666
1.0549	1.3541	14	147.7	0.431	1.2186	1.4158	48	584.9	1.709
1.0592	1.3557	15	158.9	0.464	1.2241	1.4179	49	599.8	1.752
1.0635	1.3573	16	170.2	0.497	1.2296	1.4200	50	614.8	1.796
1.0678	1.3590	17	181.5	0.530	1.2351	1.4221	51	629.9	1.840
1.0721	1.3606	18	193.0	0.564	1.2406	1.4242	52	645.1	1.885
1.0765	1.3622	19	204.5	0.597	1.2462	1.4264	53	660.5	1.930
1.0810	1.3639	20	216.2	0.632	1.2519	1.4285	54	676.0	1.975
1.0854	1.3655	21	227.9	0.666	1.2575	1.4307	55	691.6	2.020
1.0899	1.3672	22	239.8	0.701	1.2632	1.4329	56	707.4	2.067
1.0944	1.3689	23	251.7	0.735	1.2690	1.4351	57	723.3	2.113
1.0990	1.3706	24	263.8	0.771	1.2748	1.4373	58	739.4	2.160
1.1036	1.3723	25	275.9	0.806	1.2806	1.4396	59	755.6	2.207
1.1082	1.3740	26	288.1	0.842	1.2865	1.4418	60	771.9	2.255
1.1128	1.3758	27	300.5	0.878	1.2924	1.4441	61	788.3	2.303
1.1175	1.3775	28	312.9	0.914	1.2983	1.4464	62	804.9	2.351
1.1222	1.3793	29	325.4	0.951	1.3043	1.4486	63	821.7	2.401
1.1270	1.3811	30	338.1	0.988	1.3103	1.4509	64	838.6	2.450
1.1318	1.3829	31	350.9	1.025	1.3163	1.4532	65	855.6	2.500
1.1366	1.3847	32	363.7	1.063	1.3224	1.4558	66	872.8	2.550
1.1415	1.3865	33	376.7	1.100	1.3286	1.4581	67	890.2	2.864

Density and refractive index data are from the International Critical Tables.

\* Divide by 10.0 to obtain % w/v.



## Reference

**Density Conversion for Cesium and Rubidium Salts at 20°C  
 Sucrose at 20°C, Molecular Weight = 342 .3**

% w/w	CsCl	CsBr	CsI	Cs <sub>2</sub> SO <sub>4</sub>	CsNO <sub>3</sub>	RbCl	RbBr	RbI	Rb <sub>2</sub> SO <sub>4</sub>	RbNO <sub>3</sub>
1	1.00593	1.00612	1.00608	1.0061	1.00566	1.00561	1.00593	1.00591	1.0066	1.0053
2	1.01374	1.01412	1.01402	1.0144	1.01319	1.01307	1.01372	1.01370	1.0150	1.0125
4	1.02969	1.03048	1.03029	1.0316	1.02859	1.02825	1.02965	1.02963	1.0322	1.0272
6	1.04609	1.04734	1.04707	1.0494	1.04443	1.04379	1.04604	1.04604	1.0499	1.0422
8	1.06297	1.06472	1.06438	1.0676	1.06072	1.05917	1.06291	1.06296	1.0680	1.0575
10	1.08036	1.08265	1.08225	1.0870	1.07745	1.07604	1.08028	1.08041	1.0864	1.0731
12	1.09828	1.10116	1.10071	1.1071	1.09463	1.09281	1.09817	1.09842	1.1052	1.0892
14	1.11676	1.12029	1.11979	1.1275	1.11227	1.11004	1.11661	1.11701	1.1246	1.1057
16	1.13582	1.14007	1.13953	1.1484		1.12775	1.13563	1.13621	1.1446	1.1227
18	1.15549	1.16053	1.15996	1.1696		1.14596	1.15526	1.15605	1.1652	1.1401
20	1.17580	1.18107	1.18112	1.1913		1.16469	1.17554	1.17657	1.1864	1.1580
22	1.19679	1.20362	1.20305	1.2137		1.18396	1.19650	1.19781	1.2083	1.1763
24	1.21849	1.22634	1.22580	1.2375		1.20379	1.21817	1.21980	1.2309	1.1952
26	1.24093	1.24990	1.24942	1.2643		1.22421	1.24059	1.24257	1.2542	1.2146
28	1.26414	1.27435	1.27395			1.24524	1.26380	1.26616	1.2782	1.2346
30	1.28817	1.29973	1.29944			1.26691	1.28784	1.29061	1.3028	1.2552
35	1.35218	1.36764	1.36776			1.32407	1.35191	1.35598	1.3281	1.2764
40	1.42245	1.44275	1.44354			1.38599	1.42233	1.42806		
45	1.49993	1.52626	1.52803			1.45330	1.50010	1.50792		
50	1.58575	1.61970	1.62278			1.52675	1.58639	1.59691		
55	1.68137	1.72492					1.68254	1.69667		
60	1.78859							1.80924		
65	1.90966							1.93722		

# Reference

## Useful Formulas

### ***k* Factor**

To determine *k* Factor

$$k = \frac{\ln(r_{\max}/r_{\min})}{\omega^2} \times \frac{10^{-13}}{3600} \quad \text{OR} \quad k = \frac{2.53 \times 10^5 \ln(r_{\max}/r_{\min})}{(\text{rpm}/1000)^2}$$

To determine pelleting time (*t*)

$$t = \frac{k}{s} \quad \text{where } s = \text{sedimentation coefficient in Svedbergs}$$

To relate pelleting time between rotors

$$\frac{k_1}{t_1} = \frac{k_2}{t_2}$$

To adjust *k* Factor for runs less than maximum rotor speed

$$k_{\text{adj}} = k \left( \frac{\text{maximum rated speed of rotor}}{\text{actual run speed}} \right)^2$$

### **To relate relative centrifugal force (RCF) to speed (rpm):**

$$\text{RCF}_{\max} = 1.12 r_{\max} \left( \frac{\text{rpm}}{1000} \right)^2 \quad \text{OR} \quad \text{rpm} = 10^3 \sqrt{\frac{\text{RCF}}{1.12 r_{\max}}}$$

### **To relate the sedimentation coefficient (*s*) to rotational speed:**

$$s = \frac{dr}{dt} \times \frac{1}{\omega^2 r}$$

### **Svedberg unit (S) equivalent:**

$$S = 10^{-13} \text{ seconds}$$

### **Reduced run speed for dense solutions:**

$$\text{reduced run speed} = \text{max rated speed of rotor} \times \sqrt{A/B}$$

where A = max. permissible density of rotor tube contents, and  
B = actual density of the tubes to be centrifuged

# Support Services

---

## Support Services

### Field Service Support

Most of us appreciate the need for careful design, handling, and maintenance of certain kinds of laboratory equipment—the optics of a spectrophotometer, for example. It may not be obvious, however, that anything as substantial looking as a centrifuge rotor must be properly maintained during use in order for it to fulfill its life expectancy.

If you consider that, during rotation, an Ultracentrifuge Rotor may experience more than 1,000,000 times the force of gravity, it becomes apparent that seemingly minor flaws will assume much greater significance at these *g*-forces. In effect, one gram will “weigh” 1,000 kilograms, and a tiny flaw in a critical part may generate stresses greater than the rotor was designed to withstand.

We at Beckman Coulter maintain stringent quality standards and rigorously test every rotor design. Specific instructions for care and maintenance are included in the rotor manual that accompanies each rotor. And our Field Rotor Inspection Program is available at no charge to all users of Beckman Coulter Ultracentrifuges and High-Speed Centrifuges.

#### Field Rotor Inspection Program. What Is It?

Our Field Rotor Inspection Program (FRIP) has two purposes: to prevent premature rotor failures by detection of stress corrosion, metal fatigue, wear or damage to anodized coatings; and to instruct laboratory personnel in the proper care of rotors.

Contact your local Beckman Coulter Service Office for details on the Field Rotor Inspection Program. Using nondestructive methods (fiber optics borescopy and dye-penetrant analysis), they may find signs of corrosion or other damage. If so, they will recommend repair or replacement, and a potentially costly failure may be prevented.

To give a fuller understanding of rotors, a comprehensive slide presentation is also offered. Centrifuge users are informed about maintenance procedures, rotor damage, and its significance. The stress corrosion of aluminum rotors, in particular, can be greatly reduced by good laboratory practice.

For more information about the Field Rotor Inspection Program (FRIP), please go to: [www.centrifugebybeckman.com](http://www.centrifugebybeckman.com).

Sometimes rotor corrosion is so bad it can be seen by the naked eye, while at other times it is not so apparent. If you have doubt about the condition of a single Beckman Coulter

rotor, you may return it to the factory where it will be inspected free of charge by our metallurgists. The rotor will be examined by a variety of nondestructive methods, including ultrasound which is capable of detecting internal flaws. Before shipping the rotor, you must contact the nearest Beckman Coulter Sales and Service office for specific instructions. A written statement must accompany each rotor, indicating that it is safe to handle, (*i.e.* free of any pathogenic or radioactive contamination).

### Rotor Safety Seminars

To help you get the most from your Beckman Coulter rotors, Rotor Safety Seminars are frequently presented by our Field Service engineers. Seminars are designed to remind centrifuge users about the importance of proper rotor care and maintenance.

When you attend a Beckman Coulter Rotor Safety Seminar, you will have an opportunity to ask questions that are specific to your particular situation, and you will learn:

- What causes corrosion in a rotor, where it starts, what it does to the rotor, and how to avoid it.
- The proper way to clean and store rotors.
- How to get longer life from your rotor.

### On-Site Rotor Inspection and Maintenance

Specially trained Beckman Coulter Field Service engineers are available at your request for on-site inspection and minor rotor maintenance. Rotors that are free of biological and radiological contamination can be brought to these sessions for immediate inspection so you can continue operating your centrifuge with confidence in the condition of your rotors.

### A Comprehensive Approach to Centrifuge System Care

Throughout the world, Beckman Coulter Field Service engineers are on hand to provide the support you need. So you can operate your centrifuges worry-free, a number of programs are in place that cover preventive maintenance of your system, including parts, labor, drive systems, and rotors. It all adds up to a comprehensive approach to maximizing your system investment.

Contact your local Beckman Coulter Sales and Service office to find out the specifics about the program available in your area.